

Price list 2025.01



Contents

Information	Page
Covering materials	8
Price groups	9
Surfaces	10
Veneer grain/design grain	11
Page construction / design code	12
Information on measuring methodology, glides, castors	359
Sales and delivery conditions / Guarantee terms	360



se:motion

13

Swivel chair



se:motion net

18

Swivel chair, conference chair



se:do pro 2

22

Swivel chairs



quarterback 2

27

Swivel chairs, visitor chairs, conference chairs



se:kit

36

Swivel chairs, swivel partner chairs, visitor chairs, conference chairs



se:flex

50

Swivel chairs, visitor chairs, conference chairs



se:air

58

Swivel chair



se:flair

61

Swivel chair



black dot air

65

Swivel chair



black dot net

69

Swivel chairs, visitor chairs, conference chairs

Contents



black dot	75
------------------	----

Swivel chairs, visitor chairs, conference chairs



black dot 24	82
---------------------	----

Swivel chair



black dot+	86
-------------------	----

Swivel chair



black dot+ ID	90
----------------------	----

Swivel chairs



early bird	95
-------------------	----

Swivel chairs



open mind	98
------------------	----

Swivel chair



open up	102
----------------	-----

Swivel chairs, swivel partner chair, cantilever



open up modern classic	109
-------------------------------	-----

Swivel chair, cantilever



crossline	113
------------------	-----

Swivel chairs, swivel partner chair



crossline prime	118
------------------------	-----

Swivel chairs, swivel partner chair, visitor chair, conference chair



se:mission	125
-------------------	-----

Conference swivel chair



mr. 24	129
---------------	-----

Swivel chair



se:mood	133
----------------	-----

4-leg visitor chair

Contents



se:do Besucher	136
-----------------------	-----

Visitor chair, conference chair



se:joy	139
---------------	-----

Office and conference swivel chair



turn around	143
--------------------	-----

High desk chair, swivel chair



se:fit	146
---------------	-----

Stool and standing seat



se:dot	149
---------------	-----

Stool



se:lab hopper	153
----------------------	-----

Stool and standing seat



flip flap	156
------------------	-----

Communication chair



meet chair	159
-------------------	-----

Visitor chairs, swivel chairs



se:spot	163
----------------	-----

Four-leg versions



se:spot stool	168
----------------------	-----

Bar stools



se:café soft chair	174
---------------------------	-----

soft chair, soft lounge chair, soft stool



se:café wooden chair	185
-----------------------------	-----

wooden chair, wooden lounge chair





on spot cosy	190
---------------------	-----

Skid chair, four-leg version, swivel chairs

Contents

	on spot	199
	Four-leg versions, swivel chairs	
	sweetspot	206
	Lounge chair, lounge table, low table, side table	
	se:lounge light	215
	Lounge chair	
	se:lounge	221
	Lounge chair, ottoman	
	meet table	226
	Bistro tables, standing tables, connecting tops	
	se:tea	238
	Bistro tables, standing tables, connecting tops	
	se:café bench	241
	bench, high bench, high diner	
	se:works	246
	Lounge furniture	
	se:lab sofa	280
	Mobile sofa	
	se:living	283
	Lounge furniture	
	sopha	308
	Lounge furniture	
	mastermind	319
	Single tables, conference table system	
	mastermind flow	343
	Modular system, high desk	

Contents

	mastermind fold Conference table foldable	349
	mastermind high desk High desk	352

Covering materials

	Atlantic (9)	Era (9)	Nova (9)	One (9)	Phoenix (9)	Curra (4)	Cyber (4)	Fame (4)	Pure (4)	Step (4)	Umber (4)	Imitation Leather (4)	Milano (2)	Nobel (2)	Remix (2)	SILVERTEX® (2)	Tempt (2)	Serpentine (Premium)	Steelcut Trio 3 (Premium)	Vanir (Premium)	Leather (0)
Office seating																					
black dot / net / air	■	■	■	■	■	■	■	■	■	■	■	■		■	■		■			■	
black dot 24					■				■											■	
black dot+	■	■	■		■	■	■	■		■	■	■			■					■	
black dot+ ID		■	■		■	■	■	■		■	■	■			■					■	
crossline / prime	■	■	■		■	■	■	■		■	■	■		■	■			■	■	■	
early bird	■	■	■	■	■	■	■	■		■		■		■	■					■	
mr. 24					■				■											■	
open mind	■	■	■	■	■	■	■	■		■	■	■		■	■		■			■	
open up	■	■	■	■	■	■	■	■		■	■	■		■	■		■	■	■	■	
open up modern classic																				■	
quarterback 2	■	■	■	■	■	■	■	■		■	■	■		■	■		■		■	■	
se:do pro 2	■	■	■	■	■			■		■	■	■								■	
se:flair	■	■	■	■	■	■	■	■	■	■	■			■	■		■		■	■	
se:flex	■	■	■	■	■	■	■	■		■	■	■			■		■		■	■	
se:kit	■	■	■	■	■	■	■	■		■	■	■			■		■		■	■	
se:mission	■	■	■	■	■	■	■	■		■	■	■	■	■	■		■	■	■	■	
se:motion	■	■	■	■	■	■		■		■	■				■	■		■			
se:motion net	■	■	■	■	■	■	■	■		■	■			■	■		■		■	■	
Communication furniture																					
flip flap	■	■	■		■	■	■	■		■	■	■		■	■		■		■	■	
on spot	■	■	■	■	■	■	■	■		■	■		■		■		■		■	■	
on spot cosy	■	■	■	■	■	■	■	■		■	■	■	■	■	■		■	■	■	■	
se:café bench	■	■	■	■	■		■	■		■	■	■	■	■	■	■	■	■	■	■	
se:café soft chair	■	■	■	■	■	■	■	■		■	■	■	■	■	■	■	■	■	■	■	
se:do	■	■	■	■	■	■	■	■	■	■	■				■		■		■		
se:lab hopper	■	■	■		■	■	■	■		■	■	■	■	■	■		■	■	■	■	
se:lab sofa		■	■		■	■	■	■		■	■		■	■	■		■	■	■	■	
se:living	■	■		■	■	■	■	■		■	■	■	■	■	■		■	■	■	■	
se:lounge / light	■	■	■	■	■	■	■	■	■	■	■	■	■	■	■		■	■	■	■	
se:spot / stool	■	■	■		■	■	■	■		■	■			■							
se:works		■	■	■	■	■	■	■		■	■	■	■	■	■		■	■	■	■	
sopha		■	■		■	■	■	■		■	■	■	■	■	■		■	■	■	■	
sweetspot		■				■	■	■		■	■	■	■	■	■		■	■	■	■	
turn around	■	■	■	■	■	■	■	■		■	■	■		■			■			■	

Price groups

Price groups of the covering materials

Martindale test (DIN EN ISO 12947-2 and EN ISO 5470-2)

Price group 9

Atlantic , 100% polyester, 530 g/lin.m	110,000
Era , 100% polyester, 448 g/lin.m	100,000
Nova , 100% polyester, 560 g/lin.m	50,000
One , 100 % recycled polyester, 525 g/lin.m	100,000
Phoenix , 100% polyester, 399 g/lin.m	100,000

Price group 4

Cura , 98% recycled polyester, 2% polyester, 420 g/lin.m	100,000
Cyber , 100 % post-consumer recycled polyester, 570 g/lin.m	120,000
Fame , 95% natural wool, 5% polyamide, 630 g/lin.m	200,000
Pure , 100% recycled polyamide, 305 g/lin.m	500,000
Step , 100% polyester (Trevira CS), 470 g/lin.m	100,000
Umbier , 85 % New Zealand wool, 15 % polyamide, 535 g/lin.m	200,000
Imitation Leather , 84% top layer (80% natural and renewable, 20% petroleum-based raw materials), 16% substrate: organic cotton, 1.015 g/lin.m	150,000

Price group 2

Milano , 100% polyester (Trevira CS), 525 g/lin.m	80,000
Nobel , 100 % New Zealand wool, 820 g/lin.m	75,000
Remix , 90% natural wool, 10% nylon, 415 g/lin.m	100,000
SILVERTEX® , topcoat 100% vinyl, backing 100% polyester Hi-Loft2™, 685 g/m²	300,000
Tempt , 100% polyester, 504 g/lin.m	90,000

Price group Premium

Serpentine , 98 % new wool, 2 % nylon, 850 g/lm	45,000
Steelcut Trio 3 , 90% new wool, 10% nylon, 770 g/lm	100,000
Vanir , 92 % new wool, 8 % nylon, 780 g/lm	100,000
Due to the exclusivity and topicality of the fabrics, the delivery time for fabrics in the premium price group may be longer	

Price group 0

Leather is a natural product. Natural features such as insect bites, small deformities and colour shading give the material its distinctive character. The leather's authentic character is thus not grounds for complaint.	
--	--

Membrane

black dot air , 100% polyester, 1,490 g/m²	50,000
black dot net / black dot 24 , 100% polyester, 620 g/m²	50,000
open mind / open up , 100% polyester (Trevira CS), 405 g/lin.m	70,000
quarterback 2 , 77% polyester, 23% recycled polyester, 510 g/lin.m	100,000
se:air , 100 % polyester, seat 480 g/m², backrest 420 g/m²	50,000
se:do , 100% polyester, 400 g/m²	50,000
se:fit , 80% polyester, 20% recycled polyester, 510 g/lin.m	70,000
se:flair , 90 % polyester, 10 % elastane, seat 520 g/m², backrest 660 g/m²	50,000
se:flex , 100% polyester, 400 g/m²	50,000
se:joy , 99% polyester, 1% spandex fiber, 400 g/m²	50,000
se:kit , 100% polyester, 660 g/m²	50,000
se:motion net , 100% polyester, 520 g/m²	50,000

Code 7001

The model price group for code 7001 (alternative backrest upholstery) is always derived from highest price group	
--	--

Code 6004

Fire code 6004 includes EN1021 part 1&2, BS 5852 Part 1 0,1; CA TB 117-2013 and BS 5852 crib 5 and applies only to upholstery	
---	--

Surfaces

		se:living	mastermind flow, fold, high desk	mastermind with shaped edges	meet table	meet table over easy	sopha diner	sweetspot ³	se:works diner	se:works storage surface	se:works tables	se:café high diner
Melamine												
K124	black	■	■	■			■	■	■			■
K170	graphite black	■	■	■			■	■	■		■	■
K58	arctic white	■	■	■			■	■	■	■	■	■
K74	natural white	■	■	■			■	■	■		■	■
K77	light grey	■	■	■			■	■	■		■	■
K78	pebble grey	■	■	■			■	■	■		■	■
K79	stone grey	■	■	■			■	■	■		■	■
K80	ash light	■	■	■			■	■	■		■	■
K81	oak light	■	■	■			■	■	■		■	■
K82	oak natural	■	■	■			■	■	■		■	■
K94	clear white	■	■	■			■	■	■	■	■	■
K98	esh dark	■	■	■			■	■	■		■	■
Melamine likewood												
N10	oak	■	■ ¹	■			■	■			■	■
N12	oak honey	■	■	■			■	■			■	■
CDF Melamine												
T14	pure white			■	■			■			■	
T17	black			■				■			■ ²	
T77	anthracite				■							
T81	oak light			■				■				
T82	oak natural			■				■				
HPL II												
J10	soft touch white	■	■ ⁴	■			■	■			■	■
J11	soft touch black	■	■ ⁴	■			■	■			■	■
J12	soft touch sand	■	■ ⁴	■			■	■			■	■
Veneer I												
B26	beech natural	■	■	■	■		■	■	■	■	■	■
B33 - B64	coloured beech stains	■	■	■	■		■	■	■	■	■	■
Q10	hickory natural	■	■	■	■		■	■	■	■	■	■
Veneer II												
C11	oak natural	■	■	■	■		■	■	■	■	■	■
C17	oak wenge varnish	■	■	■	■		■	■	■	■	■	■
C19	rustic beam oak light	■	■	■	■		■	■	■	■	■	■
D14	walnut smooth	■	■	■	■		■	■	■	■	■	■
D16	walnut rustic	■	■	■	■		■	■	■	■	■	■
E10	ash white	■	■	■	■		■	■	■	■	■	■
E41	ash natural	■	■	■	■		■	■	■	■	■	■
E45	ash black	■	■	■	■		■	■	■	■	■	■
E33 - E64	coloured ash stains	■	■	■	■		■	■	■	■	■	■
H11	maple natural	■	■		■		■	■	■	■	■	■
H12	heartwood maple natural	■	■		■		■	■	■	■	■	■
U10	elm natural	■	■	■	■		■	■	■	■	■	■
Veneer III												
C20	rustic beam oak dark	■	■	■	■		■	■	■	■	■	■
D11	walnut dark	■	■	■	■		■	■	■	■	■	■
D15	walnut wild	■	■	■	■		■	■	■	■	■	■
Linoleum												
L20	black		■	■			■		■	■		
L22	sand		■	■			■		■	■		

¹ not possible with mastermind flow

² applies to se:works assistant

³ sweetspot side table only possible in T14/T17

⁴ not possible with mastermind flow, on request with mastermind modules

Veneer grain/design grain

se:works lounge table

Veneer



Design



meet table Bistro table / standing tables and sweetspot lounge table / low table / side table

Veneer



Design



Veneer



Design

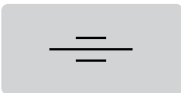


mastermind

Veneer



Design



Veneer



Design



Veneer



Design



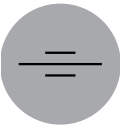
Veneer



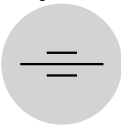
Design



Veneer



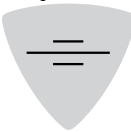
Design



Veneer

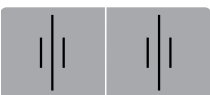


Design



mastermind fold

Veneer



Design



mastermind high desk

Veneer



Design



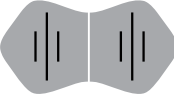
mastermind flow Modular system

Veneer



mastermind flow high desk

Veneer



Page construction / design code

The page construction for Sedus seating furniture

In order to differentiate between the various product families, we always start with an **overview**:

- first you will find a characteristic short description,
- in the centre a model from the product family is shown,
- next to it the products of the family with the respective starting prices.

The price list page with all options and prices :

- The prices given in the list for complete models or additional features are recommended individual retail prices without VAT. The price for additional features applies only in conjunction with an order for a basic model.
- The page construction for seating furniture is the same for all series. On the left side the basic versions are shown; aside that are the prices for the basic model in the various price groups (for detailed information of cover materials and price groups see page "Covering materials").
- Under that is a two-column table with all the product features.
- The chart from left to right: description of the features; to the right of that ■ = series (without surcharge), □ = optional; then after that the four-figure code for the various features. The code for the material/colour index that follows a hyphen always consists of 3 figures. At ** enter the desired colour from the fabrics and leather collection or colour/stain card. The price is on the far right.
- After the product pages you will find all the features clearly arranged by category.
- What does "the black square" mean? The basic model is always a complete chair; all that is required is the chosen of cover fabric. So **bd-100** is a complete chair with the series features of Similar mechanism, Sedo-Lift mechanism III, leg in black aluminium and height-adjustable plastic armrests. All you have to do now is to enter your choice of cover fabric.

A sample order – you would like to order the following:

- Sedus black dot with a medium high backrest
- Similar mechanism with tension control
- Sedo-lift mechanism III
- black aluminium base
- design colour / black plastic parts
- height-adjustable plastic armrests
- cover 91W

then code **bd-102/91W** is all that needs to be entered. **bd-102** stands for black dot swivel chair with a medium high backrest; **91W** is the cover fabric.

Another example – you would like to order the following design:

- Sedus black dot with a medium high backrest
- Similar mechanism with tension control and forward tilt 4°
- seat height adjustment by means of a gaslift:
- polished aluminium base
- design colour / black plastic parts
- 4D armrests with soft-touch covers
- cover 91W

then enter the code **bd-102/1105/1503/2203-110/3414/91W**.

bd-102 is the black dot swivel chair with a high backrest, **1105** the similar mechanism with tension control and forward tilt 4°, **1503** the gaslift, **2203-110** the polished aluminium base, **3414** the 4D armrests with soft-touch covers, **91W** the cover fabric.

Calculate the end price by adding the various surcharges to, or making the deductions from, the basic price in the corresponding price group.

The page construction for Sedus communication furniture

The page construction for communication furniture is the same as that for office seating furniture. Here too, there are overviews, basic designs and options, arranged in order of groups of features.

An example: The code for the design mastermind conference table

- Sedus mastermind single table boat shape, table top 2600 x 1050/1200 mm (= mm-3000/1642)
- table top oak wenge varnish (= C17)
- frame – table legs, steel, white aluminium (= 7901-119) is mm-3000/1642/C17/7901-119

If you would rather order the following:

- Sedus mastermind single table boat shape with shaped edges, table top 2600 x 1050/1200 mm (= mm-6000/1642)
- table top oak wenge varnish (= C17)
- frame – table legs, steel, chromed (= 7901-236)
- shaped edge with chamfer, black (= 6045)
- cable tray (= KA)
- position of the table top cut-out centred (= 6122)
- table top cut-out for built-in socket module Top Frame 4x, anodised (= 110) then enter the code **mm-6000/1642/C17/7901-236/6045/KA/6122/110**.

If you would like to know more or have any questions, please feel free to email us at Produktcode@sedus.com.

FAQs - Sedus price list

What price group is used if the customer supplies the cover fabric?

If the customer provides the cover fabric, price group 9 is to be used.

If the customer provides leather, price group 2 is to be used.

Where do I find information on freight costs? For information on freight costs please have a look at our sales and delivery conditions.

Where can I find the positions for the media box cut-outs? For all table systems you can find suggestions for positioning the built-in socket modules in the table systems. You can select these positions using the code on the corresponding product page. If you wish to choose the position freely, then please provide the dimensions on a hand-drawn sketch.

Can tables also be supplied in special sizes? We can produce items in a wide range of special sizes. Please discuss this matter with your sales contact person.

How can you tell the price group from the fabric/leather number?

The first digit denotes the price group. Cover 91W belongs to price group 9.

se:motion

se:motion catches the eye with its unique and pared-down structure. The chair moves with the natural motion of the user and offers comfort and simplicity of use.

sedus



Swivel chair from 382,-



Swivel chair with a counter design from 610,-



Sedus se:motion

► Swivel chair



em-101

427,-

Upholstery

Seat and backrest without upholstery, plastic	■	7101	
Seat and backrest upholstered (Pricing: sum of individual prices from codes 7102 and 7105)	□	7103	
Seat upholstered, backrest in plastic	□	7102-9**	81,-
Seat upholstered, backrest in plastic	□	7102-4**	118,-
Seat upholstered, backrest in plastic	□	7102-2**	133,-
Seat upholstered, backrest in plastic	□	7102-1**	231,-
Seat in plastic, backrest upholstered	□	7105-9**	72,-
Seat in plastic, backrest upholstered	□	7105-4**	98,-
Seat in plastic, backrest upholstered	□	7105-2**	109,-
Seat in plastic, backrest upholstered	□	7105-1**	177,-

Model colour / plastic parts

black	■	103	
light grey	□	147	38,-

Lumbar support

No lumbar support	■	1800	
Height-adjustable lumbar support	□	1801	21,-

Armrests

Fixed armrests made of plastic	■	3110	
Multifunction armrests in plastic with soft-touch covers	□	3714	70,-
Without armrests	□	3000	- 45,-

Mechanism

Kinetic-Swing mechanism	■	1113	
-------------------------	---	------	--

Seat height-adjustment

Gaslift	■	1503	
Gaslift for counter design with footring (possible in combination with aluminium base)	□	1513	228,-

Base

5-star plastic base, - the model colour determines the foot colour	■	2415	
--	---	------	--

Castors / Glides

Hard castors for soft flooring	■	2700	
Soft castors for hard flooring	□	2701	
Constantly braked castors (in combination with counter design, always with protection for castor)	□	2704	

Miscellaneous

Fire protection version seat upholstery - in combination with cover fabrics Fame, One or Step	□	6004	10,-
Fire protection version backrest upholstery - in combination with cover fabrics Fame, One or Step	□	6004	10,-
Without transportation protection for castors	□	6226	

Padding for se:motion can be purchased at the beginning or at a later date. This allows se:motion's design to be easily changed and customised in the future.

The upholstery is available in the collections:

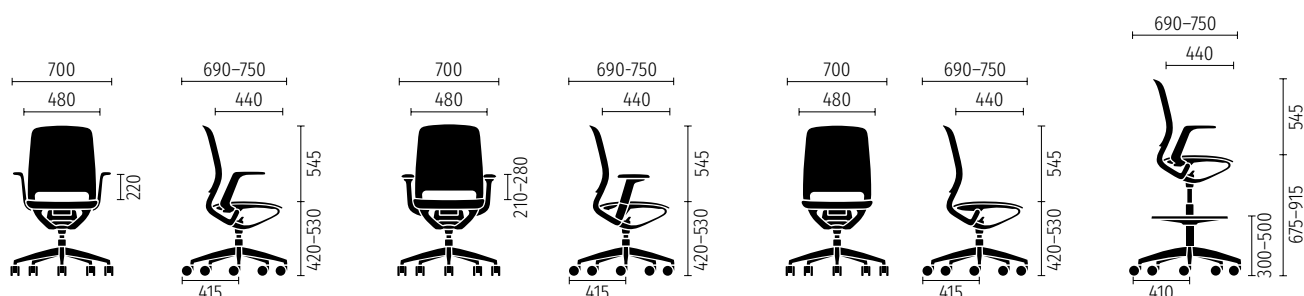
Price group 9 - Atlantic, Era, Nova, One, Phoenix

Price group 4 - Cura, Fame, Step, Umber

Price group 2 - Remix, SILVERTEX® in the colours light grey (2SA) and graphite (2SB)




Price group Premium - Steelcut Trio 3

Note: The back of the changeable backrest upholstery is always a basalt grey knitted fabric.



Sedus se:motion

► Accessories

		9	4	2	Premium
		Atlantic Era Nova One Phoenix	Cura Fame Step Umber	Remix SILVERTEX®	Steelcut Trio 3
	em-001/6940 Seat upholstery	129,-	166,-	181,-	279,-
	em-001/6941 Backrest upholstery	129,-	155,-	166,-	234,-
	em-001/6950 Height-adjustable lumbar support	26,-			

Miscellaneous



Fire protection version in combination with cover fabrics Fame, One or Step	□ 6004	10,-
--	--------	------

SILVERTEX® available in two colours:
light grey (2SA) and graphite (2SB)

Note: The back of the changeable backrest upholstery is always a basalt grey knitted fabric.

Sedus se:motion specification

► Swivel chair

Sales argumentation	<ul style="list-style-type: none"> – Office chair with unique pared-down structure. The chair moves with the natural motion of the user and offers comfort and simplicity of use. – The design encourages a rethinking and questioning of conventions and promotes interaction between staff – The motion sequence is based on an innovative kinematics concept without mechanical linkage – Excellent seat ergonomics without complicated adjustment. Support pressure of the backrest automatically adjusts to the user (weight). – Subsequently reconfigurable and replaceable seat cushion offers future-proof adaptability: [1] Post-purchase adaptability [2] Convenience in the buying process: cushions can be purchased later on [3] Customisation possibilities courtesy of varied and variable colour choices [4] Cost savings on maintenance if chairs get dirty, staff change, etc. [5] Hygienic due to easy cleaning of replaceable cushions
Perfect suitability	<ul style="list-style-type: none"> – Innovative working models such as teamwork, pairing (shared desks), project workplaces, discussions, conferences, meetings, focussed individual work at the office, shared, touchdown or home workstation
Basic model	<ul style="list-style-type: none"> – Basic model version without seat or backrest cushion, with armrests, plastic stand with hard castors for soft floors – Model colour black (RAL 9011), seat squab, armrest pads and height adjuster in basalt grey (RAL 7012) – Seat and backrest cushion can be individually configured and are replaceable – Classified as office swivel chair type B to DIN EN 1335-1:2020 – Light overall weight of 9 kg (excluding cushions and armrests)/11,6 kg (including seat & backrest cushion and armrests) enables easy mobility between workstations
Backrest	<ul style="list-style-type: none"> – Backrest made of PP with semi-transparent perforated structure ensures breathable and pleasant back support – Perfect lumbar curve integrated in backrest support helps support the spine in the lumbar region. Height-adjustable lumbar support can be optionally connected.
Armrests	<ul style="list-style-type: none"> – Ergonomically shaped plastic armrests (3110) in the colour of the model, armrest pads always come in basalt grey, clear width 530 mm – Optionally available 4D multifunctional armrests with height adjustment for tension relief in the shoulders and neck muscles, clear width 450 - 530 mm or without armrests <div>  <p>Fixed armrests made of plastic</p>  <p>Multifunctional armrests</p> </div>
Mechanism	<ul style="list-style-type: none"> – Large backrest tilt angle of 23° enables maximum mobility – A forward [5°] and slight sideways rocking action encourages ergonomically beneficial changes of position and dynamic working styles – Backrest lock possible in furthest forward position: choice of “rigid” or “mobile” sitting position
Seat	<ul style="list-style-type: none"> – Ergonomic 5-zone seat (comprising coccyx support, seat ellipse, up-slope, plateau and knee roll) enables even pressure distribution and long-lasting seat comfort
Seat height-adjustment	<ul style="list-style-type: none"> – Infinitely variable height adjustment by gas spring to suit virtually any body size
Base	<ul style="list-style-type: none"> – 5-star plastic base in black (basic model, RAL 9011) or light grey (RAL 7035), castors with 65 mm diameter, choice of hard or soft, always black

Sedus se:motion specification

Counter design

- Footring with 19 mm wide surface area, height-adjustable from 300 to 500 mm, diameter of 500 mm
- Footring and gas spring in black, footring finish in brushed aluminium
- Aluminium base – the model colour determines the foot colour
- Seat height 675 - 915 mm
- Constantly braked castors for safe mounting with full mobility of the chair, always with soft covering for improved grip even on smooth floors, 65 mm diameter
- Recommended for a user weight of up to 110 kg
- GS label by TÜV Rheinland LGA Products GmbH / DIN EN 1335
- AGR quality seal - Healthy Backs Campaign



Footring

User weight

- Recommended for a user weight of up to 130 kg

Standards / Certificates

- GS label by TÜV Rheinland LGA Products GmbH / DIN EN 1335 / DIN 4573
- Tested for harmful substances by TÜV Rheinland LGA Products GmbH
- QUALITY OFFICE quality seal
- GREENGUARD certified
- AGR quality seal - Healthy Backs Campaign
- Awarded BLAUER ENGEL



Design awards

- Innovation Award Architecture + Office - Special Mention
- ICONIC AWARDS 2019: Interior Innovation – Winner
- iF DESIGN AWARD 2019, Discipline Product
- German Design Award 2020, Winner



Warranty

- 5 years [see guarantee terms]

se:motion net

sedus

The se:motion net is an ergonomic office swivel chair that impresses with its ease of use and excellent seating comfort, as well as its backrest with an air-permeable knitted membrane. In addition to its light appearance due to the membrane-covered backrest, the se:motion net is characterised by its unique, kinematic movement concept.



Swivel chair from 500,-




Swivel chair with a counter design from 728,-



Sedus se:motion net

► Swivel chair

		9	4	2	Premium	0
		Atlantic	Cura	Nobel	Steelcut Trio 3	Leather
		Era	Cyber	Remix		
		Nova	Fame	Tempt		
		One	Step			
		Phoenix	Umber			
	em-121	613,-	650,-	665,-	763,-	808,-

Upholstery

Seat upholstered, backrest with membrane cover	■	7201
--	---	------

Membrane

black	■	M1A
grey	□	M1B
red	□	M1C
petrol	□	M1D
light grey	□	M1E
sand beige	□	M1F

Model colour / plastic parts

black	■	103
light grey	□	147
		38,-

Lumbar support

No lumbar support	■	1800
Height-adjustable lumbar support	□	1801
		21,-

Armrests

Multifunction armrests in plastic with soft-touch covers	■	3714
Fixed armrests made of plastic	□	3110
		- 69,-
Without armrests	□	3000
		- 113,-

Seat

Standard seat	■	4500
---------------	---	------

Mechanism

Kinetic-Swing mechanism	■	1113
-------------------------	---	------

Seat height-adjustment

Gaslift	■	1503
Gaslift for counter design with footring (possible in combination with aluminium base)	□	1513
		228,-

Base

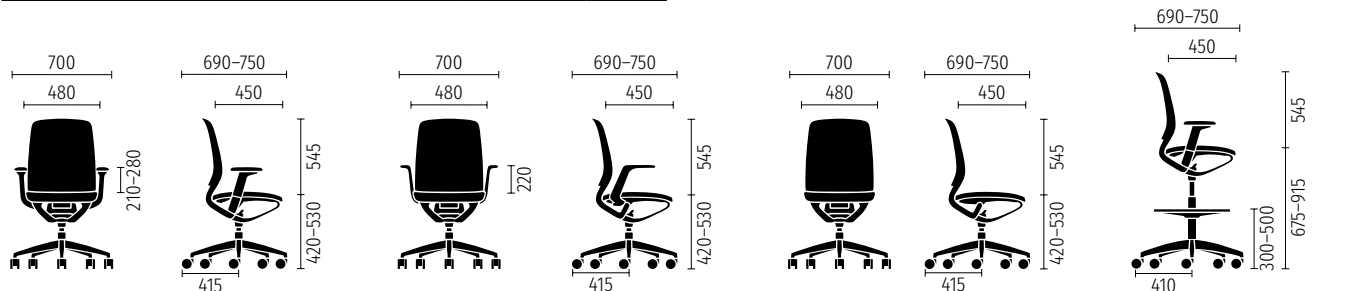
5-star plastic base, – the model colour determines the foot colour	■	2415
--	---	------

Castors / Glides

Hard castors for soft flooring	■	2700
Soft castors for hard flooring	□	2701
Constantly braked castors (in combination with counter design, always with protection for castor)	□	2704




Miscellaneous

Fire protection version seat upholstery – in combination with cover fabrics Fame, Nobel, One or Step	□	6004	10,-
Without transportation protection for castors	□	6226	



Sedus se:motion net specification

► Swivel chair

Basic model	<ul style="list-style-type: none"> Office chair with a knitted membrane cover of the backrest simple and unique structure. The innovative kinematic movement concept without mechanics follows the user's natural motion, providing comfort and simplicity of use. Classified as office swivel chair type B to DIN EN 1335-1:2020 Light overall weight of 11,1 kg
Backrest	<ul style="list-style-type: none"> Back covered with a 3D knitted membrane, air- and moisture-permeable, wrinkle free, easy to clean, corresponding resilience of the membrane to retain the shape of the backrest Optional height-adjustable, retrofittable lumbar support available
Armrests	<ul style="list-style-type: none"> 4D multifunctional armrests [3714] with height adjustment for tension relief in the shoulders and neck muscles, clear width 450 - 530 mm Optional fixed armrests made of plastic [3110] in the selected model colour, clear width 530 mm or without armrests <div>  <p>Height-adjustable plastic armrests</p>  <p>Fixed armrests made of plastic</p> </div>
Mechanism	<ul style="list-style-type: none"> Innovative kinematic motion concept without mechanical linkage. Ergonomically intuitive seat comfort without complicated adjustments by the user. Quick and intuitive adjustment using just two easily reachable control elements (height + lock). Further ergonomic adjustments are made automatically by the office chair. Support pressure of the backrest automatically adjusts to the user/body weight. Large backrest tilt angle of 23° enables maximum mobility. A forward (5°) and slight sideways rocking action encourages ergonomically beneficial changes of posture and dynamic sitting. Backrest locking possible
Seat	<ul style="list-style-type: none"> Ergonomically shaped seat shell with anatomically shaped seat surface with pelvis support, seat pan and rounded front edge of seat Upholstery thickness 52 mm
Seat height-adjustment	<ul style="list-style-type: none"> Stepless gas spring height adjustment
Base	<ul style="list-style-type: none"> 5-star plastic base in black (basic model, RAL 9011) or light grey (RAL 7035), castors with 65 mm diameter, choice of hard or soft, always black
Counter design	<ul style="list-style-type: none"> Footring with 19 mm wide surface area, height-adjustable from 300 to 500 mm, diameter of 500 mm Footring and gas spring in black, footring finish in brushed aluminium Aluminium base – the model colour determines the foot colour Seat height 675 - 915 mm Constantly braked castors for safe mounting with full mobility of the chair, always with soft covering for improved grip even on smooth floors, 65 mm diameter Recommended for a user weight of up to 110 kg <div>  <p>Footring</p> </div>
User weight	<ul style="list-style-type: none"> Recommended for a user weight of up to 130 kg

Sedus se:motion net specification

Standards / Certificates

- GS label by TÜV Rheinland LGA Products GmbH / DIN EN 1335 / DIN 4573
- Tested for harmful substances by TÜV Rheinland LGA Products GmbH
- QUALITY OFFICE quality seal
- GREENGUARD certified
- AGR quality seal - Healthy Backs Campaign
- Awarded BLAUER ENGEL



www.blauer-engel.de/uz117

Design awards

- ICONIC AWARDS 2021: Interior Innovation – Winner
- iF DESIGN AWARD 2021, Discipline Product
- Red Dot Design Award 2021, Winner
- German Design Award 2022, Winner



reddot winner 2021



Warranty

- 5 years (see guarantee terms)

se:do pro 2

sedus

With its numerous adjustment and design options, the se:do pro 2 can be easily customised to suit different users. It impresses with ergonomic seating comfort and an attractive price-performance ratio.





Swivel chair, backrest with membrane cover from 530,-



Swivel chair with upholstered backrest cover from 579,-

Sedus se:do pro 2

► Swivel chairs

		Upholstery			
		9	4	0	
		Atlantic	Fame	Leather	
		Era	Step		
		Nova	Umber		
		One	Imitation leather		
		Phoenix			
	ap-195	530,-	567,-	725,-	
	ap-194	579,-	666,-		

Upholstery

Seat upholstered, backrest with membrane cover [ap-195]	■	7201
Seat and backrest upholstered [ap-194]	■	7103

Membrane

black	■	M81
grey	□	M83
blue	□	M84
olive green	□	M8A

Backrest

Different cover for backrest [code 7103]	□	7001	31,-
--	---	------	------

Model colour / plastic parts

black	■	103
-------	---	-----

Lumbar support

No lumbar support	■	1800	
Lumbar support depth adjustment	□	1802	29,-

Armrests

Without armrests	■	3000	
Height-adjustable plastic armrests	□	3611	79,-
2D armrests with plastic covers	□	3211	100,-
3D armrests with plastic covers, width adjustable	□	3911	131,-
3D armrests with PUR covers, width adjustable	□	3914	131,-
4D armrests with soft-touch covers	□	3414	162,-
4D armrests with 360° rotatable soft-touch covers	□	3424	162,-

Seat

Standard seat	■	4500	
Sliding seat (70 mm adjustment range)	□	4509	31,-

Mechanism

Similar mechanism with automatic weight adjustment	■	1112	
Similar mechanism with automatic weight adjustment for light persons	□	1116	
Similar mechanism with individual weight adjustment	□	1114	28,-
Similar mechanism with individual weight adjustment and forward tilt	□	1115	48,-

Seat height-adjustment

Gaslift	■	1503	
Sedo-lift mechanism III	□	1514	51,-

Base

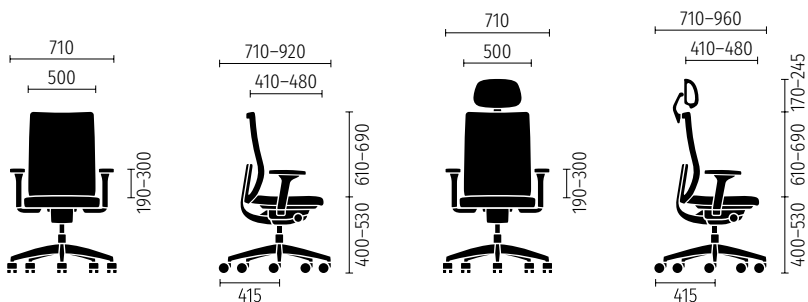
5-star plastic base, black	■	2415-103	
5-star aluminium base, black	□	2215-103	46,-
5-star aluminium base, white aluminium	□	2215-119	46,-
5-star aluminium base, polished	□	2215-110	103,-

Castors / Glides

Hard castors for soft flooring	■	2700
Soft castors for hard flooring	□	2701

Protection for castors

With protection for castors	■	6216
Without protection for castors	□	6226



Sedus se:do pro 2

► Swivel chairs

Fire protection

Fire protection version in combination with the cover

fabrics Fame, One or Step	□ 6004	10,-
---------------------------	--------	------

Accessories

Coat hanger	□ 6103	41,-
-------------	--------	------

Neck support with height and tilt adjustment in black

imitation leather	□ 7007-4KL	149,-
-------------------	------------	-------

Neck support with height and tilt adjustment,

membrane black, fire resistant	□ 7019-MB1	80,-
--------------------------------	------------	------

Set neck support/coat hanger (combination only

possible with neck support 7007]	□ 6237	190,-
----------------------------------	--------	-------

Model prepared for retrofitting the accessories	□ 6235	5,-
---	--------	-----

Packaging

Compact carton packaging (not in conjunction with

cover in leather/imitation leather or neck support

7007]	□ 6250	8,-
-------	--------	-----

Sedus se:do pro 2

► Accessories



ap-002/7007-4KL
Neck support with
height and tilt
adjustment in black
imitation leather

149,-



ap-002/7019-MB1
Neck support with
height and tilt
adjustmen, membrane
black, fire resistant

80,-



ap-002/6103
Coat hanger

41,-



ap-002/6237
Set neck support/
coat hanger

190,-

Sedus se:do pro 2 specification

► Swivel chairs

Backrest	<ul style="list-style-type: none">- Large, ergonomically shaped backrest, suitable for any body size, plastic frame in the model colour- Membrane version: mesh cover made from self-supporting knitted fabric- Upholstered version: upholstered backrest (moulded foam in PU with Sedus cover fabrics, attached all round without metal by means of sewn-on piping tape), upholstery thickness 55 mm- Height adjustment of backrest 80 mm, optional lumbar support depth adjustment (membrane version 12 mm, upholstered version 25 mm by means of integrated air cushion)- Optional neck support with height and tilt adjustment, covered with black imitation leather or with black mesh- Optional coat-hangers available individually or as a set with neck support
Armrests	<ul style="list-style-type: none">- Code 3611: height-adjustable plastic armrests- Code 3211: 2D armrests – height- and width-adjustable- Code 3911: 3D armrests with plastic covers, width adjustable without tools- Code 3914: 3D armrests with soft-touch covers, width adjustable without tools- Code 3414: 4D armrests with soft-touch covers, height- and width-adjustable, movable pad, armrest support width adjustment, no tools required- Code 3424: 4D armrests with 360° rotatable soft-touch covers, height- and width-adjustable, movable pad, armrest support width adjustment, no tools required
Mechanism	<ul style="list-style-type: none">- Synchron mechanism with automatic user weight recognition with smooth force transmission in black- Seat and backrest move completely synchronously with the body- Synchronicity relationship between seat and backrest 1:3,5- Automatic adaptation to different users' body weights, version for light persons available as an option- Backrest tilt mechanism: 34°, locking in foremost position possible or additional restriction of backrest movement at 8, 16 and 26°- Automatic forward tilt (resulting from a shift in the user's weight) of up to 5°- Optional, Synchron mechanism with individual weight adjustment in black, backrest tilt mechanism: 30°, locking in 3 positions: in upright, middle and in leaned far back (30°) position, seat can be optionally adjusted by up to 5° in seat inclination for pressure relief in the thighs
Seat	<ul style="list-style-type: none">- Ergonomically and anatomically shaped 5-zone seat ensures even pressure distribution and long-lasting sitting comfort for any body size- Shaped foam (polyurethane foam)- Foam thickness 45 mm, upholstery thickness 45 mm
Seat height-adjustment	<ul style="list-style-type: none">- Continuous gas spring height adjustment- Mechanical gas spring: Full suspension of the body weight even in the bottom seat position due to pneumatic locking, practically wear-free, no failure or gas spring replacement
Base	<ul style="list-style-type: none">- 5-star plastic base or 5-star aluminium base- Hard or soft castors with 65 mm diameter
User weight	<ul style="list-style-type: none">- Recommended for user weights up to 150 kg
Shipping / dispatch	<ul style="list-style-type: none">- Shipped fully assembled via forwarding agent, optionally in compact cardboard packaging
Warranty	<ul style="list-style-type: none">- 5 years (see guarantee terms)- 30 years for Sedo-lift mechanism (see guarantee terms)

quarterback 2

sedus

Dynamic lines, striking silhouette, flexible adjustment: With its high backrest, quarterback 2 conveys secure support and provides the basis for productive well-being in the workplace in every position.



Swivel chair, backrest with membrane cover from 650,-



Swivel chair with upholstered backrest from 700,-



4-leg visitor chair from 340,-



Cantilever visitor chair from 340,-

Sedus quarterback 2

► Swivel chair, backrest with membrane cover



qb-125

9	4	2	Premium	0
Atlantic	Cura	Nobel	Steelcut Trio 3	Leather
Era	Cyber	Remix		
Nova	Fame	Tempt		
One	Step			
Phoenix	Umber			
	Imitation leather			
650,-	687,-	702,-	800,-	845,-

Upholstery

Seat upholstered, backrest with membrane cover ■ 7201

Membrane

black	■ M62	
natural white	□ M6A	
sage green	□ M6B	
anthracite	□ M6C	
beige grey	□ M6D	
brown grey	□ M6E	
blue violet	□ M6F	
grey blue	□ M6G	
turquoise blue	□ M6H	
red	□ M6I	

Model colour / plastic parts

black	■ 103	
light grey	□ 147	38,-

Lumbar support

No lumbar support	■ 1800	
Height-adjustable lumbar support	□ 1801	21,-
Lumbar support depth adjustment	□ 1802	29,-

Armrests

2D armrests with plastic covers	■ 3211	
Height-adjustable plastic armrests	□ 3611	- 21,-
3D armrests with PUR covers, width adjustable	□ 3914	31,-
4D armrests with soft-touch covers	□ 3414	62,-
4D armrests with 360° rotatable soft-touch covers [possible in combination with DIN EN 1335-1:2023 type A]	□ 3424	62,-
Without armrests	□ 3000	- 100,-

Seat

Standard seat	■ 4500	
Sliding seat (70 mm adjustment range)	□ 4509	31,-

Mechanism

Similar mechanism with automatic weight adjustment	■ 1112	
Similar mechanism with automatic weight adjustment for light persons	□ 1116	
Similar mechanism with individual weight adjustment	□ 1114	28,-
Similar mechanism with individual weight adjustment and forward tilt	□ 1115	48,-

Seat height-adjustment

Gaslift	■ 1503	
Gaslift for seat height 410 – 550 mm	□ 1510	12,-
Sedo-lift mechanism III	□ 1514	51,-
Gaslift for counter design with footring [only in combination with aluminum base 2215, not possible with sliding seat 4509 or similar mechanism 1115]	□ 1513	228,-

Base

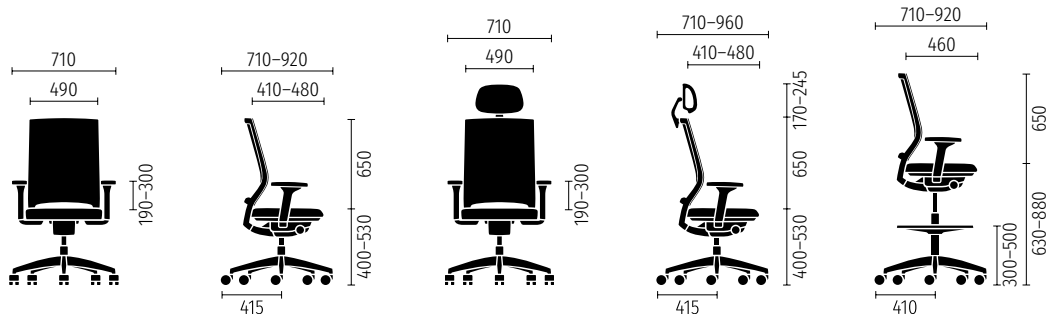
5-star plastic base, black (not possible in the configuration without armrests and sliding seat)	■ 2415-103	
5-star plastic base, light grey (not possible in the configuration without armrests and sliding seat)	□ 2415-147	
5-star aluminium base, black	□ 2215-103	46,-
5-star aluminium base, light grey	□ 2215-147	46,-
5-star aluminium base, polished	□ 2215-110	103,-

Castors / Glides

Hard castors for soft flooring	■ 2700	
Soft castors for hard flooring	□ 2701	
Constantly braked castors [in combination with counter design, always with protection for castors]	□ 2704	

Protection for castors

With protection for castors	■ 6216	
Without protection for castors [only selectable with base colour black]	□ 6226	



Sedus quarterback 2

► Swivel chair, backrest with membrane cover

Fire protection

Fire protection version in combination with the cover

fabrics Fame, Nobel, One or Step	□ 6004	10,-
----------------------------------	--------	------

Accessories

Coat hanger	□ 6103	41,-
Neck support with height and tilt adjustment – in black or light grey imitation leather (colour is defined by the model colour) or in a black membrane	□ 7007	149,-
Set neck support/coat hanger	□ 6237	190,-
Model prepared for retrofitting the accessories	□ 6235	5,-

Norm

DIN EN 1335-1:2023 untyped	■ 0000	
DIN EN 1335-1:2023 type A (includes code 1112/1114/1115, 1503, 1801, 2215, 3424, 4509)	□ TYPA	

Packaging

Compact carton packaging (not in conjunction with

leather or imitation leather upholstery, counter

version, aluminium base)	□ 6250	8,-
--------------------------	--------	-----

Sedus quarterback 2

► Swivel chair with upholstered backrest



qb-105

9	4	2	Premium	0
Atlantic	Cura	Nobel	Steelcut Trio 3	Leather
Era	Cyber	Remix		
Nova	Fame	Tempt		
One	Step			
Phoenix	Umber			
	Imitation leather			

700,-

787,-

822,-

1.052,-

1.158,-

Upholstery

Seat and backrest upholstered	■	7103
-------------------------------	---	------

Backrest

Different cover for backrest	□	7001	31,-
------------------------------	---	------	------

Model colour / plastic parts

black	■	103	
light grey	□	147	38,-

Lumbar support

No lumbar support	■	1800
-------------------	---	------

Armrests

2D armrests with plastic covers	■	3211	
Height-adjustable plastic armrests	□	3611	- 21,-
3D armrests with PUR covers, width adjustable	□	3914	31,-
4D armrests with soft-touch covers	□	3414	62,-
Without armrests	□	3000	- 100,-

Seat

Standard seat	■	4500	
Sliding seat (70 mm adjustment range)	□	4509	31,-

Mechanism

Similar mechanism with automatic weight adjustment	■	1112	
Similar mechanism with automatic weight adjustment for light persons	□	1116	
Similar mechanism with individual weight adjustment	□	1114	28,-
Similar mechanism with individual weight adjustment and forward tilt	□	1115	48,-

Seat height-adjustment

Gaslift	■	1503	
Gaslift for seat height 410 - 550 mm	□	1510	12,-
Sedo-lift mechanism III	□	1514	51,-
Gaslift for counter design with footring (only in combination with aluminum base 2215, not possible with sliding seat 4509 or similar mechanism 1115)	□	1513	228,-

Base

5-star plastic base, black (not possible in the configuration without armrests and sliding seat)	■	2415-103	
5-star plastic base, light grey (not possible in the configuration without armrests and sliding seat)	□	2415-147	
5-star aluminium base, black	□	2215-103	46,-
5-star aluminium base, light grey	□	2215-147	46,-
5-star aluminium base, polished	□	2215-110	103,-

Castors / Glides

Hard castors for soft flooring	■	2700
Soft castors for hard flooring	□	2701
Constantly braked castors (in combination with counter design, always with protection for castors)	□	2704

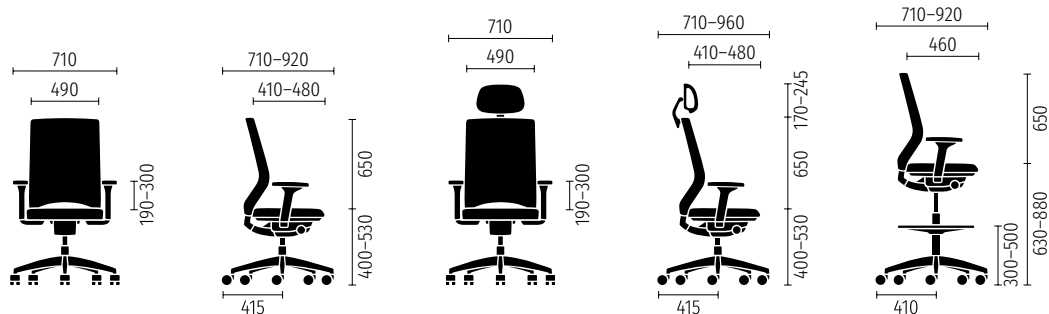
Protection for castors

With protection for castors	■	6216
Without protection for castors (only selectable with base colour black)	□	6226

Fire protection

Fire protection version in combination with the cover fabrics Fame, Nobel, One or Step	□	6004	15,-
--	---	------	------

quarterback 2



Sedus quarterback 2

► Swivel chair with upholstered backrest

Accessories		
Coat hanger	□ 6103	41,-
Neck support with height and tilt adjustment – in black or light grey imitation leather (colour is defined by the model colour) or in a black membrane		
	□ 7007	149,-
Set neck support/coat hanger	□ 6237	190,-
Model prepared for retrofitting the accessories	□ 6235	5,-

Norm		
DIN EN 1335-1:2023 untyped	■ 0000	

Packaging		
Compact carton packaging (not in conjunction with leather or imitation leather upholstery, counter version, aluminium base)		
	□ 6250	8,-

Sedus quarterback 2

► Visitor chairs



qb-220

9
Atlantic
Era
Nova
One
Phoenix

340,-

4
Cura
Cyber
Fame
Step
Umber
Imitation leather

378,-

2
Nobel
Remix
Tempt

403,-

Premium
Steelcut Trio 3

478,-



qb-230

340,-

378,-

403,-

478,-

Upholstery

Seat upholstered, backrest with membrane cover	■	7201	
Seat and backrest upholstered PG9	□	7103-9	39,-
Seat and backrest upholstered PG4	□	7103-4	75,-
Seat and backrest upholstered PG2	□	7103-2	101,-
Seat and backrest upholstered PG Premium	□	7103-1	175,-

Membrane

black	■	M62	
natural white	□	M6A	
sage green	□	M6B	
anthracite	□	M6C	
beige grey	□	M6D	
brown grey	□	M6E	
blue violet	□	M6F	
grey blue	□	M6G	
turquoise blue	□	M6H	
red	□	M6I	

Backrest

Different cover for backrest	□	7001	31,-
------------------------------	---	------	------

Model colour / plastic parts

black	■	103	
light grey	□	147	16,-

Armrests

Without armrests	■	3000	
Fixed armrests made of plastic	□	3110	37,-

Frame qb-220

Steel frame, stackable, black	■	8001-103	
Steel frame, stackable, light grey	□	8001-147	
Steel frame, stackable, chromed	□	8001-100	59,-

Frame qb-230

Steel frame, stackable, black	■	8001-103	
Steel frame, stackable, light grey	□	8001-147	
Steel frame, stackable, chromed	□	8001-100	59,-
Steel frame, not stackable, black	□	8002-103	
Steel frame, not stackable, light grey	□	8002-147	
Steel frame, not stackable, chromed	□	8002-100	59,-

Castors / Glides qb-220

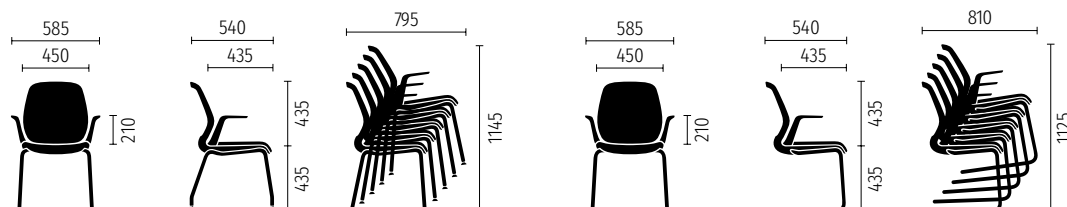
Stainless steel glides	■	2802	
Plastic glides	□	2800	
Felt glides	□	2801	11,-
Hard castors for soft flooring	□	2700	32,-
Soft castors for hard flooring	□	2701	32,-

Castors / Glides qb-230

Without glides	■	0000	
Plastic glides	□	2800	11,-
Felt glides	□	2801	11,-





Fire protection

Fire protection version in combination with membrane cover [7201] and the fabrics Fame, Nobel, One or Step	□	6004	10,-
--	---	------	------



Sedus quarterback 2

► Accessories

	qb-001/7007 Neck support with height and tilt adjustment	149,-
	qb-001/6103 Coat hanger	41,-
	qb-001/6237 Set neck support/ coat hanger	41,-
	sn-001/6916 Stacking trolley only for 4-leg chairs	282,-


The neck support is available in the model colour black [103] with black imitation leather, in the model colour light grey [147] with light grey imitation leather or in a black membrane [M5A].

The coat hanger is available in model colour black [103] or light grey [147].



Sedus quarterback 2 specification

► Swivel chairs

Backrest	<ul style="list-style-type: none"> - Large, ergonomically shaped backrest, suitable for any body size - Plastic frame in the selected model colour - qb-125: Mesh cover made from self-supporting knitted fabric - qb-105: Full upholstery with textile supporting structure, fully upholstered with fabrics from the Sedus collection - Optional height-adjustable [90/100 mm] or depth-adjustable [20 mm] lumbar adjustment, colour is defined by the model colour - Optional neck support with height and tilt adjustment, covered with black membrane or imitation leather - Optional coat hangers available individually or as a set with neck support
Armrests	<ul style="list-style-type: none"> - The following applies to all armrests: armrest shaft colour depending on the model colour, armrest pads are black for model colour black, basalt grey for model colour light grey - Code 3211: 2D armrests – height- and width-adjustable - Code 3611: height-adjustable plastic armrests - Code 3914: 3D armrests with soft-touch covers, width adjustable without tools - Code 3414: 4D armrests with soft-touch covers, height- and width-adjustable, movable pad, armrest support width adjustment, no tools required - Code 3424: 4D armrests with 360° rotatable soft-touch covers, height- and width-adjustable, movable pad, armrest support width adjustment, no tools required
Mechanism	<ul style="list-style-type: none"> - Synchron mechanism with automatic weight adjustment recognition with smooth force transmission in black - Seat and backrest move completely synchronously with the body - Synchronicity relationship between seat and backrest 1:3,5 - Automatic adaptation to different users' body weights, version for light persons available as an option - Backrest tilt mechanism: 34°, locking in foremost position possible or additional restriction of backrest movement at 8, 16 and 26° - Automatic forward tilt (resulting from a shift in the user's weight) of up to 5° - Optional, Synchron mechanism with individual weight adjustment in black, backrest tilt mechanism: 30°, locking in 3 positions: in upright, middle and in leaned far back [30°] position, seat can be optionally adjusted by up to 5° in seat inclination for pressure relief in the thighs
Seat	<ul style="list-style-type: none"> - Ergonomically and anatomically shaped 5-zone seat ensures even pressure distribution and long-lasting sitting comfort for any body size - Shaped foam (polyurethane foam) - Foam thickness 50 mm, upholstery thickness 50 mm - Optional sliding seat with 70-mm adjustment range
Seat height-adjustment	<ul style="list-style-type: none"> - Continuous gas spring height adjustment [390 - 520 mm] - Continuous gas spring height adjustment for larger people [400 - 550 mm] - Mechanical gas spring: Full suspension of the body weight even in the bottom seat position due to pneumatic locking, practically wear-free, no failure or gas spring replacement - Optional gaslift for counter design with footring
Base	<ul style="list-style-type: none"> - 5-star plastic base in black or light grey - Optional 5-star aluminium base in black, polished or light grey - Hard or soft castors with 65 mm diameter
Counter design	<ul style="list-style-type: none"> - Footring with 19 mm wide surface area, height-adjustable from 300 to 500 mm, diameter of 500 mm - Footring and gas spring in black, footring finish in brushed aluminium - Seat height 630 - 880 mm - Constantly braked castors for safe mounting with full mobility of the chair, always with soft covering for improved grip even on smooth floors, 65 mm diameter - Recommended for user weights up to 110 kg <div>  <p>Footring</p> </div>
User weight	<ul style="list-style-type: none"> - Recommended for user weights up to 150 kg
Warranty	<ul style="list-style-type: none"> - 5 years (see guarantee terms) - 30 years for Sedo-lift mechanism (see guarantee terms)



Footring

Sedus quarterback 2 specification

► Visitor chairs

Backrest	<ul style="list-style-type: none">- Plastic frame integrated into the frame structure- Backrest with two upholstery versions:<ul style="list-style-type: none">- 1. „Membrane“: Mesh cover made from self-supporting knitted fabric- 2. „Slim upholstery“: backrest upholstery covered with fabrics from the Sedus collection analogous to the quarterback 2 swivel chair and grey supporting material on the reverse side
Shell	<ul style="list-style-type: none">- Ergonomically shaped seat shell
Armrests	<ul style="list-style-type: none">- Without armrests- Optionally standard armrests, armrest covers 170 x 35 mm, clear width 510 mm
Seat	<ul style="list-style-type: none">- Anatomically shaped seat surface with pelvis support, seat pan and rounded front edge of seat- Upholstery thickness 50 mm- Width 450 mm, depth 435 mm
Frame	<ul style="list-style-type: none">- Four-leg chair: steel tube (round tube), Ø 22 mm, wall thickness 2.0 mm, stackable max. 5 chairs with stacking trolley , stainless steel glides, plastic or felt glides as an option- Four-leg chair optionally with castors (Ø 22 mm), stackable up to 5 units on flat surface for storage- Cantilever chair: steel tube (round tube), Ø 22 mm, wall thickness 2.5 mm, not stackable or stackable max. 5 chairs, plastic or felt glides as an option
User weight	<ul style="list-style-type: none">- Recommended for user weights up to approx. 130 kg
Warranty	<ul style="list-style-type: none">- 5 years (see guarantee terms)

se:kit

The office swivel chair for everyone. Its mix-and-match character makes it highly customisable and adaptable according to the target group as well as price segment. At the same time, the requirements for comfort, sustainability, diversity and design are met.



sedus



Swivel chair, backrest with membrane cover from 529,-



Swivel chair with upholstered backrest from 574,-



Swivel partner chair with membrane cover from 665,-






Swivel partner chair with upholstered backrest from 711,-



Visitor chairs from 362,-

Sedus se:kit

► Swivel chair, backrest with membrane cover

		9	4	2	Premium	0
		Atlantic ECO KNIT Era Nova One Phoenix Customer's Own	Cura Cyber Fame Step Umber Imitation leather	Remix Tempt	Steelcut Trio 3	Leather
	sn-121	644,-	681,-	696,-	794,-	839,-
	sn-122	680,-	717,-	732,-	830,-	875,-
	sn-123	693,-	730,-	745,-	843,-	888,-

Upholstery

Seat upholstered, backrest with membrane cover	■	7201
--	---	------

Membrane

anthracite	■	M5A
sage	□	M5B
melon	□	M5C
beige	□	M5D
light-grey	□	M5E
black	□	M5F

Model colour / plastic parts

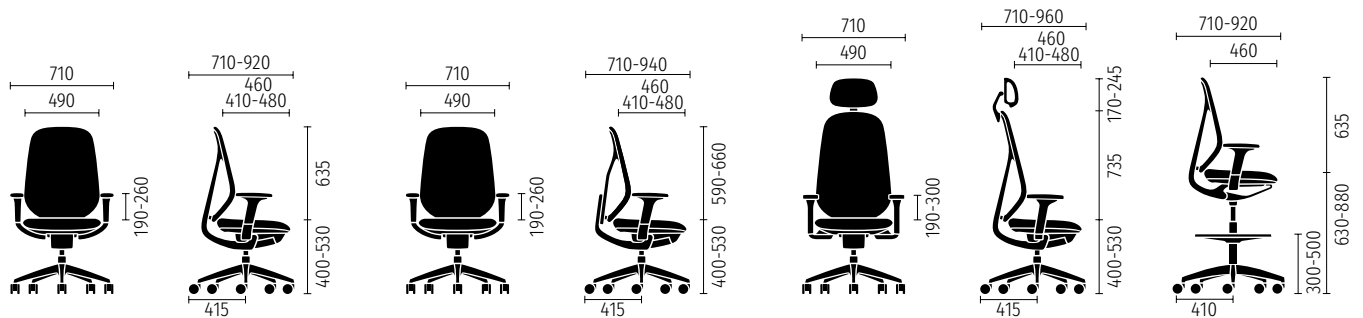
black	■	103
light grey	□	147 38,-

Lumbar support

No lumbar support	■	1800
Height-adjustable lumbar support	□	1801 21,-
Lumbar support depth adjustment	□	1802 29,-

Armrests

2D armrests with plastic covers	■	3211
Height-adjustable plastic armrests	□	3611 - 21,-
2D design armrests with PUR covers	□	3294 31,-
3D armrests with PUR covers, width adjustable	□	3914 31,-
4D armrests with soft-touch covers	□	3414 62,-
4D plastic armrests, 360° rotatable [sn-121, sn-123]	□	3419 62,-
4D armrests with 360° rotatable soft-touch covers [possible in combination with DIN EN 1335-1:2023 type A]	□	3424 62,-
Without armrests	□	3000 - 100,-



Sedus se:kit

► Swivel chair, backrest with membrane cover

Seat

Standard seat (not possible with Steelcut Trio 3 collection)	■	4500	
Sliding seat (60 mm adjustment range) (with Kinetic-Swing mechanism 1113, not possible with Steelcut Trio 3 collection)	□	4502	31,-
Sliding seat (70 mm adjustment range) (with mechanism 1112/1114/1115/1116, not possible with Steelcut Trio 3 collection)	□	4509	31,-
Comfort seat (not possible with ECO KNIT collection)	□	4511	57,-
Comfort sliding seat (60 mm adjustment range) (with Kinetic-Swing mechanism 1113, not possible with ECO KNIT collection)	□	4513	87,-
Comfort sliding seat (70 mm adjustment range) (with mechanism 1112/1114/1115/1116, not possible with ECO KNIT collection)	□	4512	87,-

Mechanism

Similar mechanism with automatic weight adjustment	■	1112	
Similar mechanism with automatic weight adjustment for light persons	□	1116	
Kinetic-Swing mechanism	□	1113	- 15,-
Similar mechanism with individual weight adjustment	□	1114	28,-
Similar mechanism with individual weight adjustment and forward tilt	□	1115	48,-

Seat height-adjustment

Gaslift	■	1503	
Sedo-lift mechanism III	□	1514	51,-
Gaslift for counter design with footring (sn-121, sn-122)	□	1513	228,-

Base

5-star plastic base, black	■	2415-103	
5-star plastic base, light grey	□	2415-147	
5-star aluminium base, black	□	2215-103	46,-
5-star aluminium base, light grey	□	2215-147	46,-
5-star aluminium base, polished	□	2215-110	103,-

Castors / Glides

Hard castors for soft flooring	■	2700	
Soft castors for hard flooring	□	2701	
Constantly braked castors (in combination with counter design, always with protection for castors)	□	2704	

Protection for castors

With protection for castors	■	6216	
Without protection for castors (only selectable with base colour black)	□	6226	

Fire protection

Fire protection version in combination with cover fabrics Fame, One or Step	□	6004	10,-
---	---	------	------

Accessories

Coat hanger	□	6103	41,-
Neck support with height and tilt adjustment – in black or light grey imitation leather (colour is defined by the model colour) or in a black membrane	□	7007	149,-
Set neck support/coat hanger	□	6237	190,-
Model prepared for retrofitting the accessories	□	6235	5,-

Norm

DIN EN 1335-1:2023 untyped	■	0000	
DIN EN 1335-1:2023 type A (includes code 1112/1114/1115/1116, 1503, 2215, 3424, 4509/4512)	□	TYPA	

Packaging




Compact carton packaging	□	6250	8,-
--------------------------	---	------	-----

Counter design for models sn-121 and sn-122 in conjunction with:

- Mechanism 1112, 1113, 1114, 1116
- Gaslift for counter design with footring 1513
- Aluminium base 2215
- Constantly braked castors 2704
- Seat 4500, 4511

Sedus se:kit

► Swivel chair with upholstered backrest

		9	4	2	Premium	0
		Atlantic	Cura	Remix	Steelcut Trio 3	Leather
		Era	Cyber	SILVERTEX®		
		Nova	Fame	Tempt		
		One	Step			
		Phoenix	Umber			
		Customer's Own	Imitation leather			
	sn-101	689,-	744,-	766,-	912,-	979,-
	sn-102	725,-	784,-	808,-	964,-	1.036,-
	sn-103	737,-	799,-	824,-	988,-	1.064,-

Upholstery

Seat and backrest upholstered	■	7103
-------------------------------	---	------

Backrest

Different cover for backrest	□	7001	31,-
------------------------------	---	------	------

Model colour / plastic parts

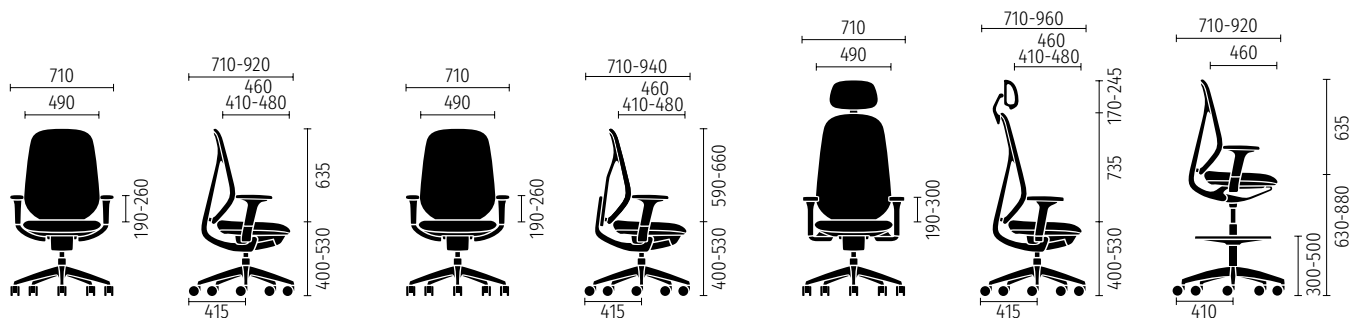
black	■	103	
light grey	□	147	38,-

Lumbar support

No lumbar support	■	1800	
Lumbar height adjustment with adaptive depth adjustment (sn-101, sn-103)	□	1803	29,-

Armrests

2D armrests with plastic covers	■	3211	
Height-adjustable plastic armrests	□	3611	- 21,-
2D design armrests with PUR covers	□	3294	31,-
3D armrests with PUR covers, width adjustable	□	3914	31,-
4D armrests with soft-touch covers	□	3414	62,-
4D plastic armrests, 360° rotatable (sn-101, sn-103)	□	3419	62,-
4D armrests with 360° rotatable soft-touch covers			
[possible in combination with DIN EN 1335-1:2023 type			
A)	□	3424	62,-
Without armrests	□	3000	- 100,-



Sedus se:kit

► Swivel chair with upholstered backrest

Seat

Standard seat (not possible with Steelcut Trio 3 collection)	■	4500	
Sliding seat (60 mm adjustment range) (with Kinetic-Swing mechanism 1113, not possible with Steelcut Trio 3 collection)	□	4502	31,-
Sliding seat (70 mm adjustment range) (with mechanism 1112/1114/1115/1116, not possible with Steelcut Trio 3 collection)	□	4509	31,-
Comfort seat	□	4511	57,-
Comfort sliding seat (60 mm adjustment range) (with Kinetic-Swing mechanism 1113)	□	4513	87,-
Comfort sliding seat (70 mm adjustment range) (with mechanism 1112/1114/1115/1116)	□	4512	87,-

Mechanism

Similar mechanism with automatic weight adjustment	■	1112	
Similar mechanism with automatic weight adjustment for light persons	□	1116	
Kinetic-Swing mechanism	□	1113	- 15,-
Similar mechanism with individual weight adjustment	□	1114	28,-
Similar mechanism with individual weight adjustment and forward tilt	□	1115	48,-

Seat height-adjustment

Gaslift	■	1503	
Sedo-lift mechanism III	□	1514	51,-
Gaslift for counter design with footring (sn-101, sn-102)	□	1513	228,-

Base

5-star plastic base, black	■	2415-103	
5-star plastic base, light grey	□	2415-147	
5-star aluminium base, black	□	2215-103	46,-
5-star aluminium base, light grey	□	2215-147	46,-
5-star aluminium base, polished	□	2215-110	103,-

Castors / Glides

Hard castors for soft flooring	■	2700	
Soft castors for hard flooring	□	2701	
Constantly braked castors (in combination with counter design, always with protection for castors)	□	2704	

Protection for castors

With protection for castors	■	6216	
Without protection for castors (only selectable with base colour black)	□	6226	

Fire protection

Fire protection version in combination with cover fabrics Fame, One or Step	□	6004	15,-
---	---	------	------

Accessories

Coat hanger	□	6103	41,-
Neck support with height and tilt adjustment – in black or light grey imitation leather (colour is defined by the model colour) or in a black membrane	□	7007	149,-
Set neck support/coat hanger	□	6237	190,-
Model prepared for retrofitting the accessories	□	6235	5,-

Norm

DIN EN 1335-1:2023 untyped	■	0000	
DIN EN 1335-1:2023 type A (includes code 1112/1114/1115/1116, 1503, 2215, 3424, 4509/4512)	□	TYPA	

Packaging



Compact carton packaging	□	6250	8,-
--------------------------	---	------	-----

Counter design for models sn-101 and sn-102 in conjunction with:

- Mechanism 1112, 1113, 1114, 1116
- Gaslift for counter design with footring 1513
- Aluminium base 2215
- Constantly braked castors 2704
- Seat 4500, 4511

Sedus se:kit

► Swivel partner chair with membrane cover

		9	4	2	Premium	0
		Atlantic Era Nova One Phoenix Customer's Own	Cura Cyber Fame Step Umber Imitation leather	Remix Tempt	Steelcut Trio 3	Leather
	sn-271	711,-	748,-	763,-	861,-	906,-
	sn-273	763,-	800,-	815,-	913,-	958,-

Upholstery

Seat upholstered, backrest with membrane cover ■ 7201

Membrane

anthracite	■	M5A
sage	□	M5B
melon	□	M5C
beige	□	M5D
light-grey	□	M5E
black	□	M5F

Model colour / plastic parts

black	■	103
light grey	□	147 38,-

Armrests

2D design armrests with PUR covers ■ 3294

Seat

Standard seat [not possible with Steelcut Trio 3 collection]	■	4500
Comfort seat	□	4511 57,-

Mechanism

Kinetic-Swing mechanism ■ 1113

Seat height-adjustment

Gaslift	■	1503
Sedo-lift mechanism III	□	1514 51,-

Base

4-star aluminium base, black	■	2214-103
4-star aluminium base, light grey	□	2214-147
4-star aluminium base, polished	□	2214-110 57,-
5-star aluminium base, black	□	2215-103
5-star aluminium base, light grey	□	2215-147
5-star aluminium base, polished	□	2215-110 57,-
5-star plastic base, black	□	2415-103 - 46,-
5-star plastic base, light grey	□	2415-147 - 46,-

Castors / Glides

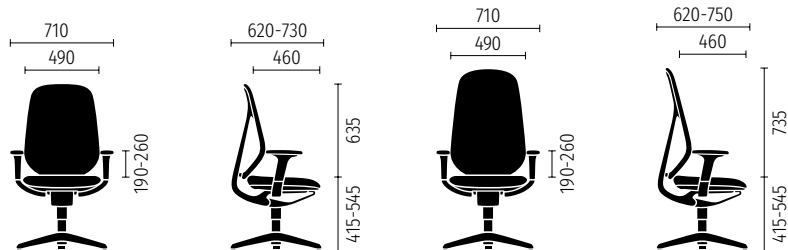
Felt glides [4-star aluminium base]	■	2801
Plastic glides [4-star aluminium base]	□	2800
Hard castors for soft flooring	□	2700
Soft castors for hard flooring	□	2701

Protection for castors

With protection for castors	■	6216
Without protection for castors	□	6226

Fire protection

Fire protection version in combination with cover fabrics Fame, One or Step	□	6004 10,-
---	---	-----------





Recommended retail prices in Euro exclusive of VAT [2025.01]

All dimensions in mm

Sedus se:kit

► Swivel partner chair with upholstered backrest

		9	4	2	Premium	0
		Atlantic	Cura	Remix	Steelcut Trio 3	Leather
		Era	Cyber	SILVERTEX®		
		Nova	Fame	Tempt		
		One	Step			
		Phoenix	Umber			
		Customer's Own	Imitation leather			
	sn-201	757,-	812,-	834,-	980,-	1.047,-
	sn-203	809,-	871,-	896,-	1.060,-	1.136,-

Upholstery

Seat and backrest upholstered	■	7103
-------------------------------	---	------

Backrest

Different cover for backrest	□	7001	31,-
------------------------------	---	------	------

Model colour / plastic parts

black	■	103	
light grey	□	147	38,-

Armrests

2D design armrests with PUR covers	■	3294
------------------------------------	---	------

Seat

Standard seat (not possible with Steelcut Trio 3 collection)	■	4500	
Comfort seat	□	4511	57,-

Mechanism

Kinetic-Swing mechanism	■	1113
-------------------------	---	------

Seat height-adjustment

Gaslift	■	1503	
Sedo-lift mechanism III	□	1514	51,-

Base

4-star aluminium base, black	■	2214-103	
4-star aluminium base, light grey	□	2214-147	
4-star aluminium base, polished	□	2214-110	57,-
5-star aluminium base, black	□	2215-103	
5-star aluminium base, light grey	□	2215-147	
5-star aluminium base, polished	□	2215-110	57,-
5-star plastic base, black	□	2415-103	- 46,-
5-star plastic base, light grey	□	2415-147	- 46,-

Castors / Glides

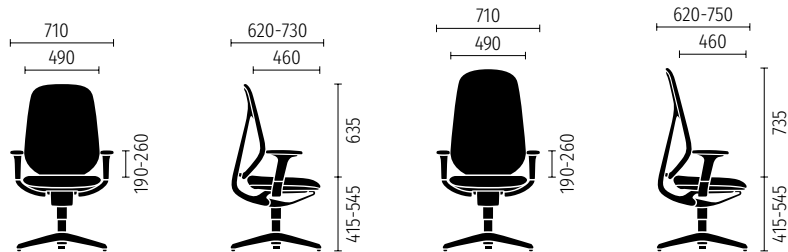
Felt glides (4-star aluminium base)	■	2801
Plastic glides (4-star aluminium base)	□	2800
Hard castors for soft flooring	□	2700
Soft castors for hard flooring	□	2701

Protection for castors

With protection for castors	■	6216
Without protection for castors	□	6226



Fire protection

Fire protection version in combination with cover fabrics Fame, One or Step	□	6004	15,-
---	---	------	------



Sedus se:kit

► Visitor chairs

		9	4	2	Premium
		Atlantic Era Nova One Phoenix Customer's Own	Cura Cyber Fame Step Umber Imitation leather	Remix Tempt	Steelcut Trio 3
	sn-220	362,-	397,-	414,-	512,-
	sn-230	362,-	397,-	414,-	512,-

Upholstery

Seat upholstered, backrest with membrane cover	■ 7201	
Seat and backrest upholstered	□ 7103-9**	39,-
Seat and backrest upholstered	□ 7103-4**	64,-
Seat and backrest upholstered	□ 7103-2**	74,-
Seat and backrest upholstered	□ 7103-1**	140,-

Membrane

anthracite	■ M5A	
sage	□ M5B	
melon	□ M5C	
beige	□ M5D	
light-grey	□ M5E	
black	□ M5F	

Backrest

Different cover for backrest [code 7103]	□ 7001	31,-
--	--------	------

Model colour / plastic parts

black	■ 103	
light grey	□ 147	16,-

Armrests

Without armrests	■ 3000	
Fixed armrests made of plastic	□ 3110	37,-

Frame sn-220

Steel frame, stackable, black	■ 8001-103	
Steel frame, stackable, light grey	□ 8001-147	
Steel frame, stackable, chromed	□ 8001-100	59,-

Frame sn-230

Steel frame, stackable, black	■ 8001-103	
Steel frame, stackable, light grey	□ 8001-147	
Steel frame, stackable, chromed	□ 8001-100	59,-
Steel frame, not stackable, black	□ 8002-103	
Steel frame, not stackable, light grey	□ 8002-147	
Steel frame, not stackable, chromed	□ 8002-100	59,-

Castors / Glides sn-220

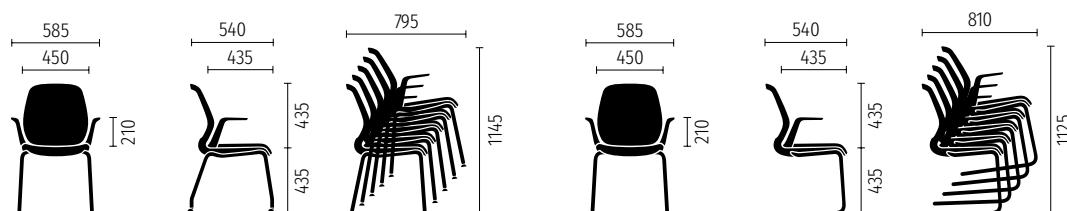
Stainless steel glides	■ 2802	
Plastic glides	□ 2800	
Felt glides	□ 2801	11,-
Hard castors for soft flooring	□ 2700	32,-
Soft castors for hard flooring	□ 2701	32,-

Castors / Glides sn-230

Without glides	■ 0000	
Plastic glides	□ 2800	11,-
Felt glides	□ 2801	11,-





Fire protection

Fire protection version in combination with membrane cover [7201] and the fabrics Fame, One or Step	□ 6004	10,-
---	--------	------



Sedus se:kit

► Accessories

	sn-001/7007 Neck support with height and tilt adjustment	149,-
	sn-001/6103 Coat hanger	41,-
	sn-001/6237 Set neck support/ coat hanger	41,-
	sn-001/6916 Stacking trolley only for 4-leg chairs	282,-

The neck support is available in the model colour black [103] with black imitation leather, in the model colour light grey [147] with light grey imitation leather or in a black membrane [M5A].

The coat hanger is available in model colour black [103] or light grey [147].



Sedus se:kit specification

► Swivel chair, backrest with membrane cover

Basic model	<ul style="list-style-type: none"> – Back covered with a 3D knitted membrane, 2D armrests with plastic covers, standard seat, Similar mechanism with automatic weight adjustment, gaslift, 5-star plastic base, model colour black, hard castors for soft flooring, with protection for castors
Backrest	<ul style="list-style-type: none"> – Large, ergonomically shaped backrest, suitable for any body size – Back covered with a 3D knitted membrane, air- and moisture-permeable, wrinkle free – Plastic frame in the selected model colour – Optional height-adjustable and swivel neck support in imitation leather, adjustment range 90 mm, tilt to front 25° – Coat hangers available individually or as a set with neck support
Armrests	<ul style="list-style-type: none"> – The following applies to all armrests: armrest shaft colour depending on the model colour, armrest pads are black for model colour black, basalt grey for model colour light grey – Ergonomically shaped plastic armrests [3211] for relieving stress in the shoulders and neck muscles, armrest support – Optional height-adjustable plastic armrests [3611] – Optional 2D design armrests with PUR covers [3294], height-adjustable, movable pad – Optional 3D armrests with PUR covers [3914], height- and width-adjustable, movable pad, armrest support width adjustment (no tools required) – Optionally available 4D adjustable armrests with Softtouch pads [3414], height- and width-adjustable, movable pad, armrest support width adjustment (no tools required) – Optional without armrests, not possible with the following configurations: mechanism 1112/1116 and sliding seat 4509/4512 and base 2415; mechanism 1114/1115 and sliding seat 4509/4512 and base 2215/2415; mechanism 1113 and sliding seat 4502/4513 and base 2215/2415
Mechanism	<ul style="list-style-type: none"> – Similar mechanism with automatic weight adjustment recognition with smooth force transmission in black – Optional Kinetic-Swing mechanism: Innovative kinematic motion concept without mechanical linkage for non-territorial areas of application. Ergonomically intuitive seat comfort without complicated adjustments by the user. – Optional Similar mechanism with individual weight adjustment with an opening angle of 26° in black – Optional Similar mechanism with individual weight adjustment and forward tilt up to 4°
Seat	<ul style="list-style-type: none"> – Ergonomically and anatomically shaped 5-zone seat ensures even pressure distribution and long-lasting sitting comfort for any body size – Padded seat with PUR upholstery foam – Standard seat: foam thickness approx. 55 mm, upholstery thickness 55 mm – Comfort seat: foam thickness approx. 60 mm, upholstery thickness 60 mm – Optional sliding seat with seat depth 410 - 480 mm or 425 - 485 mm [Kinetic-Swing mechanism]
Seat height-adjustment	<ul style="list-style-type: none"> – Continuous gas spring height adjustment – Optional Sedo-lift mechanism III: complete cushioning of body weight, even in lowest seating position, no compression of the spine when sitting down provided by pneumatic interlock, completely free of wear and tear, mechanical failure or gas lift replacement – Optional gaslift for counter design with footring
Base	<ul style="list-style-type: none"> – 5-star plastic base in black or light grey – Optional 5-star aluminium base in black, polished or light grey – Hard or soft castors with 65 mm diameter
Counter design	<ul style="list-style-type: none"> – Footring with 19 mm wide surface area, height-adjustable from 300 to 500 mm, diameter of 500 mm – Footring and gas spring in black, footring finish in brushed aluminium – Seat height 630 - 880 mm or 645 - 895 mm [Kinetic-Swing mechanism] – Constantly braked castors for safe mounting with full mobility of the chair, always with soft covering for improved grip even on smooth floors, 65 mm diameter – Recommended for user weights up to 110 kg
	<div data-bbox="354 1753 507 1912">  </div> <div data-bbox="518 1751 593 1776" data-label="Caption"> <p>Footring</p> </div>
User weight	<ul style="list-style-type: none"> – Recommended for user weights up to 150 kg, for models with Kinetic-Swing mechanism up to 130 kg

Sedus se:kit specification

- Standards / Certificates**
- GS label by TÜV Rheinland LGA Products GmbH / DIN EN 1335 / DIN 4573
 - Ergonomics Certificate by TÜV Rheinland LGA Products GmbH
 - GREENGUARD Certificate
 - AGR quality seal - Healthy Backs Campaign



- Warranty**
- 5 years [see guarantee terms]
 - 30 years for Sedo-lift mechanism [see guarantee terms]

► Swivel chair with upholstered backrest

- Basic model**
- Upholstered backrest, 2D armrests with plastic covers, standard seat, Similar mechanism with automatic weight adjustment, gaslift, 5-star plastic base, model colour black, hard castors for soft flooring, with protection for castors

- Backrest**
- Large, ergonomically shaped backrest, suitable for any body size
 - Upholstered backrest with fabrics and leather from the Sedus collection, back cover: Harlequin, for model colour black in black and for model colour light grey in light grey, upholstery thickness 45 mm
 - Plastic frame in the selected model colour
 - Height adjustment of backrest 70 mm [sn-102], lumbar height adjustment with additional depth adjustment available [sn-101/sn-103]
 - Optional height-adjustable and swivel neck support in black imitation leather, adjustment range 90 mm, tilt to front 25°
 - Coat hangers available individually or as a set with neck support

- Armrests**
- The following applies to all armrests: armrest shaft colour depending on the model colour, armrest pads are black for model colour black, basalt grey for model colour light grey
 - Ergonomically shaped plastic armrests [3211] for relieving stress in the shoulders and neck muscles
 - Optional height-adjustable plastic armrests [3611]
 - Optional 2D design armrests with PUR covers [3294], height-adjustable, movable pad
 - Optional 3D armrests with PUR covers [3914], height- and width-adjustable, movable pad, armrest support width adjustment (no tools required)
 - Optionally available 4D adjustable armrests with Softtouch pads [3414], height- and width-adjustable, movable pad, armrest support width adjustment (no tools required)
 - Optional without armrests, not possible with the following configurations: mechanism 1112/1116 and sliding seat 4509/4512 and base 2415; mechanism 1114/1115 and sliding seat 4509/4512 and base 2215/2415; mechanism 1113 and sliding seat 4502/4513 and base 2215/2415

- Mechanism**
- Similar mechanism with automatic weight adjustment recognition with smooth force transmission in black
 - Optional Kinetic-Swing mechanism: Innovative kinematic motion concept without mechanical linkage for non-territorial areas of application. Ergonomically intuitive seat comfort without complicated adjustments by the user.
 - Optional Similar mechanism with individual weight adjustment with an opening angle of 26° in black
 - Optional Similar mechanism with individual weight adjustment and forward tilt up to 4°

- Seat**
- Ergonomically and anatomically shaped 5-zone seat ensures even pressure distribution and long-lasting sitting comfort for any body size
 - Padded seat with PUR upholstery foam
 - Standard seat: foam thickness approx. 55 mm, upholstery thickness 55 mm
 - Comfort seat: foam thickness approx. 60 mm, upholstery thickness 60 mm
 - Optional sliding seat with seat depth 410 - 480 mm or 425 - 485 mm [Kinetic-Swing mechanism]

- Seat height-adjustment**
- Continuous gas spring height adjustment
 - Optional Sedo-lift mechanism III: complete cushioning of body weight, even in lowest seating position, no compression of the spine when sitting down provided by pneumatic interlock, completely free of wear and tear, mechanical failure or gas lift replacement
 - Optional gaslift for counter design with footing

- Base**
- 5-star plastic base in black or light grey
 - Optional 5-star aluminium base in black, polished or light grey
 - Hard or soft castors with 65 mm diameter

Sedus se:kit specification

Counter design

- Footring with 19 mm wide surface area, height-adjustable from 300 to 500 mm, diameter of 500 mm
- Footring and gas spring in black, footring finish in brushed aluminium
- Seat height 630 - 880 mm or 645 - 895 mm [Kinetic-Swing mechanism]
- Constantly braked castors for safe mounting with full mobility of the chair, always with soft covering for improved grip even on smooth floors, 65 mm diameter
- Recommended for user weights up to 110 kg



Footring

User weight

- Recommended for user weights up to 150 kg, for models with Kinetic-Swing mechanism up to 130 kg

Standards / Certificates

- GS label by TÜV Rheinland LGA Products GmbH / DIN EN 1335 / DIN 4573
- Ergonomics Certificate by TÜV Rheinland LGA Products GmbH
- GREENGUARD Certificate
- AGR quality seal - Healthy Backs Campaign



Warranty

- 5 years [see guarantee terms]
- 30 years for Sedo-lift mechanism [see guarantee terms]

► Swivel partner chair with membrane cover

Basic model

- Back covered with a 3D knitted membrane, 2D design armrests, standard seat, Kinetic-Swing mechanism, gaslift, 4-star aluminium base, model colour black, felt glides

Backrest

- Large, ergonomically shaped backrest, suitable for any body size
- Back covered with a 3D knitted membrane, air- and moisture-permeable, wrinkle free
- Plastic frame in the selected model colour

Armrests

- 2D design armrests with PUR covers, height-adjustable, movable pad

Mechanism

- A forward [5°] and slight sideways rocking action encourages ergonomically beneficial changes of position and dynamic working styles
- Automatic user weight recognition with smooth force transmission
- Intuitive quick adjustment
- Support pressure of the backrest automatically adjusts to the user/body weight
- Opening angle of the mechanism: 18°

Seat

- Ergonomically and anatomically shaped 5-zone seat ensures even pressure distribution and long-lasting sitting comfort for any body size
- Padded seat with PUR upholstery foam
- Standard seat: foam thickness approx. 55 mm, upholstery thickness 55 mm
- Comfort seat: foam thickness approx. 60 mm, upholstery thickness 60 mm

Seat height-adjustment

- Continuous gas spring height adjustment
- Optional Sedo-lift mechanism III: complete cushioning of body weight, even in lowest seating position, no compression of the spine when sitting down provided by pneumatic interlock, completely free of wear and tear, mechanical failure or gas lift replacement

Base

- 4-star aluminium base in black, polished or light grey, plastic / felt glides or hard / soft castors with 65 mm diameter
- Optional 5-star aluminium base in black, polished or light grey, hard or soft castors with 65 mm diameter
- Optional 5-star plastic base, in black or light grey, hard or soft castors with 65 mm diameter

User weight

- Recommended for user weights up to 130 kg

Sedus se:kit specification

- Standards / Certificates**
- GS label by TÜV Rheinland LGA Products GmbH / DIN EN 16139 L1 / DIN 4573
 - GREENGUARD Certificate
 - AGR quality seal - Healthy Backs Campaign



- Warranty**
- 5 years [see guarantee terms]
 - 30 years for Sedo-lift mechanism [see guarantee terms]

► Swivel partner chair with upholstered backrest

- Basic model**
- Upholstered backrest, 2D design armrests, standard seat, Kinetic-Swing mechanism, gaslift, 4-star aluminium base, model colour black, felt glides

- Backrest**
- Large, ergonomically shaped backrest, suitable for any body size
 - Upholstered backrest with fabrics and leather from the Sedus collection, back cover: Harlequin, for model colour black in black and for model colour light grey in light grey, upholstery thickness 45 mm
 - Plastic frame in the selected model colour

- Armrests**
- 2D design armrests with PUR covers, height-adjustable, movable pad

- Mechanism**
- A forward [5°] and slight sideways rocking action encourages ergonomically beneficial changes of position and dynamic working styles
 - Automatic user weight recognition with smooth force transmission
 - Intuitive quick adjustment
 - Support pressure of the backrest automatically adjusts to the user/body weight
 - Opening angle of the mechanism: 18°

- Seat**
- Ergonomically and anatomically shaped 5-zone seat ensures even pressure distribution and long-lasting sitting comfort for any body size
 - Padded seat with PUR upholstery foam
 - Standard seat: foam thickness approx. 55 mm, upholstery thickness 55 mm
 - Comfort seat: foam thickness approx. 60 mm, upholstery thickness 60 mm

- Seat height-adjustment**
- Continuous gas spring height adjustment
 - Optional Sedo-lift mechanism III: complete cushioning of body weight, even in lowest seating position, no compression of the spine when sitting down provided by pneumatic interlock, completely free of wear and tear, mechanical failure or gas lift replacement

- Base**
- 4-star aluminium base in black, polished or light grey, plastic / felt glides or hard / soft castors with 65 mm diameter
 - Optional 5-star aluminium base in black, polished or light grey, hard or soft castors with 65 mm diameter
 - Optional 5-star plastic base, in black or light grey, hard or soft castors with 65 mm diameter

- User weight**
- Recommended for user weights up to 130 kg

- Standards / Certificates**
- GS label by TÜV Rheinland LGA Products GmbH / DIN EN 16139 L1 / DIN 4573
 - GREENGUARD Certificate
 - AGR quality seal - Healthy Backs Campaign



- Warranty**
- 5 years [see guarantee terms]
 - 30 years for Sedo-lift mechanism [see guarantee terms]

Sedus se:kit specification

► Visitor chairs

- Backrest**
- Plastic frame integrated into the frame structure
 - Backrest with two upholstery versions:
 - 1. „Membrane“: 3D knitted membrane, air- and moisture-permeable, wrinkle free
 - 2. „Slim upholstery“: backrest upholstery covered with fabrics from the Sedus collection analogous to the se:kit swivel chair and grey supporting material on the reverse side

-
- Shell**
- Ergonomically shaped seat shell

-
- Armrests**
- Without armrests
 - Optionally standard armrests, armrest covers 170 x 35 mm, clear width 510 mm

-
- Seat**
- Anatomically shaped seat surface with pelvis support, seat pan and rounded front edge of seat
 - Upholstery thickness 50 mm
 - Width 450 mm, depth 435 mm

-
- Frame**
- Four-leg chair: steel tube (round tube), Ø 22 mm, wall thickness 2.0 mm, stackable max. 5 chairs with stacking trolley, stainless steel glides, plastic or felt glides as an option
 - Four-leg chair optionally with castors (Ø 37 mm), stackable up to 5 units on flat surface for storage
 - Cantilever chair: steel tube (round tube), Ø 22 mm, wall thickness 2.5 mm, not stackable or stackable max. 5 chairs, plastic or felt glides as an option

-
- User weight**
- Recommended for user weights up to approx. 130 kg

-
- Standards / Certificates**
- GS label by TÜV Rheinland LGA Products GmbH / DIN EN 16139 L1 / DIN 4573
 - Tested for harmful substances by TÜV Rheinland LGA Products GmbH
 - QUALITY OFFICE quality seal
 - GREENGUARD certified



-
- Warranty**
- 5 years (see guarantee terms)
-

se:flex

se:flex comes into play wherever a fully ergonomic workplace design in connection with changing users and easy handling is required.

sedus



Swivel chair, backrest with membrane cover from 791,-



Swivel chair with upholstered backrest from 846,-



Swivel chair with a counter design from 1.098,-




4-leg visitor chair from 340,-



Cantilever visitor chair from 340,-

Sedus se:flex

► Swivel chair, backrest with membrane cover

	9	4	2	Premium	0
	Atlantic	Cura	Remix	Steelcut Trio 3	Leather
	Era	Cyber	Tempt		
	Nova	Fame	Customer's Own		
	One	Step	Leather		
	Phoenix	Umber			
	Customer's Own	Imitation leather			
ef-122	824,-	861,-	876,-	974,-	1.019,-

Upholstery

Seat upholstered, backrest with membrane cover ■ 7201

Membrane

black	■	M90
sand	□	M91
mid-grey	□	M92
machta	□	M94
light-grey	□	M95

Model colour / plastic parts

black	■	103
light grey	□	147
		38,-

Lumbar support

Height-adjustable lumbar support	■	1801
Lumbar height adjustment with adaptive depth adjustment	□	1803
		8,-
No lumbar support	□	1800
		- 21,-

Armrests

Multifunction armrests in plastic with soft-touch covers	■	3714
4D armrests with 360° rotatable soft-touch covers	□	3424
		31,-

Seat

Sliding seat (70 mm adjustment range)	■	4509
Comfort sliding seat (70 mm adjustment range)	□	4512
		57,-

Mechanism

Similar mechanism with automatic weight adjustment	■	1112
Similar mechanism with automatic weight adjustment for light persons	□	1116

Seat height-adjustment

Gaslift with mechanical depth-springing	■	1506
Gaslift	□	1503
		- 12,-
Sedo-lift mechanism III	□	1514
		51,-
Gaslift for counter design with footring (possible in combination with aluminium base 2203 and standard seat 4500)	□	1513
		228,-

Base

Plastic base black	■	2401-103
Plastic base light grey	□	2401-147
Aluminium base black	□	2203-103
		46,-
Aluminium base light grey	□	2203-147
		46,-
Aluminium base polished	□	2203-110
		103,-

Castors / Glides

Hard castors for soft flooring	■	2700
Soft castors for hard flooring	□	2701
Constantly braked castors for counter design	□	2704

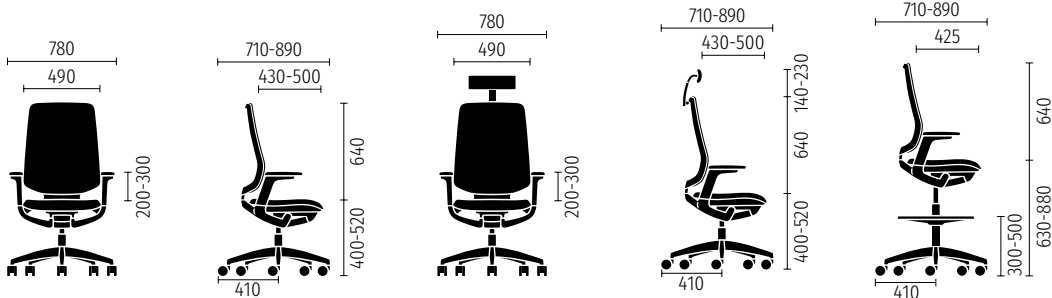
Miscellaneous

Fire protection version in combination with the cover fabrics Fame, One or Step	□	6004
		10,-
Coat hanger	□	6103
		41,-
Without transportation protection for castors	□	6226
Partially assembled (not in conjunction with leather, neck support, counter design)	□	6234
Neck support with height and tilt adjustment – in black imitation leather for models in fabric, for models in leather, the leather colour matches the upholstery choice	□	7007
		149,-

Norm

DIN EN 1335-1:2023 untyped	■	0000
DIN EN 1335-1:2023 type A (includes code 1503, 1803, 3424, 4512)	□	TYPA

Neck support and coat hanger always in plastic black



Sedus se:flex

► Swivel chair with upholstered backrest



ef-102

9	4	2	Premium	0
Atlantic	Cura	Remix	Steelcut Trio 3	Leather
Era	Cyber	Tempt		
Nova	Fame	Customer's Own		
One	Step	Leather		
Phoenix	Umber			
Customer's Own	Imitation leather			
879,-	938,-	962,-	1.118,-	1.190,-

Upholstery

Seat and backrest upholstered	■	7103
-------------------------------	---	------

Model colour / plastic parts

black	■	103
light grey	□	147
		38,-

Lumbar support

Height-adjustable lumbar support	■	1801
Lumbar height adjustment with adaptive depth adjustment	□	1803
		8,-
No lumbar support	□	1800
		- 21,-

Armrests

Multifunction armrests in plastic with soft-touch covers	■	3714
4D armrests with 360° rotatable soft-touch covers	□	3424
		31,-

Seat

Sliding seat (70 mm adjustment range)	■	4509
Comfort sliding seat (70 mm adjustment range)	□	4512
		57,-

Mechanism

Similar mechanism with automatic weight adjustment	■	1112
Similar mechanism with automatic weight adjustment for light persons	□	1116

Seat height-adjustment

Gaslift with mechanical depth-springing	■	1506
Gaslift	□	1503
		- 12,-
Sedo-lift mechanism III	□	1514
		51,-
Gaslift for counter design with footring (possible in combination with aluminium base 2203 and standard seat 4500)	□	1513
		228,-

Base

Plastic base black	■	2401-103
Plastic base light grey	□	2401-147
Aluminium base black	□	2203-103
		46,-
Aluminium base light grey	□	2203-147
		46,-
Aluminium base polished	□	2203-110
		103,-

Castors / Glides

Hard castors for soft flooring	■	2700
Soft castors for hard flooring	□	2701
Constantly braked castors for counter design	□	2704

Miscellaneous

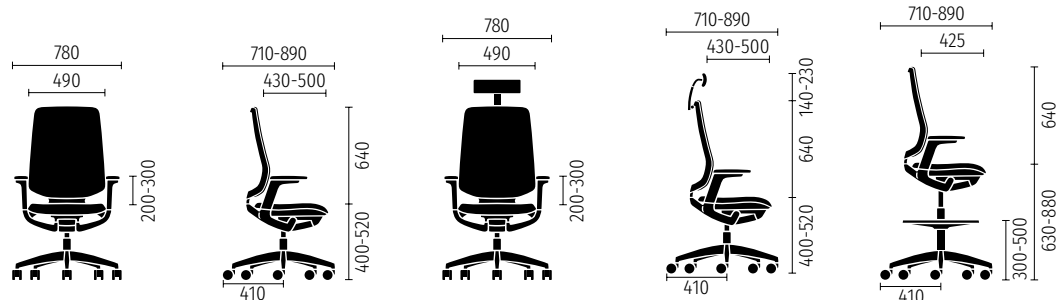
Coat hanger	□	6103
		41,-
Without transportation protection for castors	□	6226
Partially assembled (not in conjunction with leather, neck support, counter design)	□	6234
Different cover for backrest	□	7001
		31,-
Neck support with height and tilt adjustment – in black imitation leather for models in fabric, for models in leather, the leather colour matches the upholstery choice	□	7007
		149,-

Norm

DIN EN 1335-1:2023 untyped	■	0000
DIN EN 1335-1:2023 type A (includes code 1503, 1803, 3424, 4512)	□	TYPA


Neck support and coat hanger always in plastic black

se:flex



Sedus se:flex

► Visitor chairs

		9	4	2	Premium
		Atlantic	Cura	Remix	Steelcut Trio 3
		Era	Cyber	Tempt	
		Nova	Fame		
		One	Step		
		Phoenix	Umber		
		Customer's Own	Imitation leather		
ef-220	340,-	375,-	392,-	490,-	

	ef-230	340,-	375,-	392,-	490,-
---	--------	-------	-------	-------	-------

Upholstery

Seat upholstered, backrest with membrane cover	■ 7201	
Seat and backrest upholstered	□ 7103-9**	39,-
Seat and backrest upholstered	□ 7103-4**	64,-
Seat and backrest upholstered	□ 7103-2**	74,-
Seat and backrest upholstered	□ 7103-1**	140,-

Membrane

black	■ M90	
sand	□ M91	
mid-grey	□ M92	
machta	□ M94	
light-grey	□ M95	

Model colour / plastic parts

black	■ 103	
light grey	□ 147	16,-

Armrests

Without armrests	■ 3000	
Fixed armrests made of plastic	□ 3110	37,-

Frame ef-220

Steel frame, stackable, black	■ 8001-103	
Steel frame, stackable, light grey	□ 8001-147	
Steel frame, stackable, chromed	□ 8001-100	59,-

Frame ef-230

Steel frame, stackable, black	■ 8001-103	
Steel frame, stackable, light grey	□ 8001-147	
Steel frame, stackable, chromed	□ 8001-100	59,-
Steel frame, not stackable, black	□ 8002-103	
Steel frame, not stackable, light grey	□ 8002-147	
Steel frame, not stackable, chromed	□ 8002-100	59,-

Castors / Glides ef-220

Stainless steel glides	■ 2802	
Plastic glides	□ 2800	
Felt glides	□ 2801	11,-
Hard castors for soft flooring	□ 2700	32,-
Soft castors for hard flooring	□ 2701	32,-

Castors / Glides ef-230

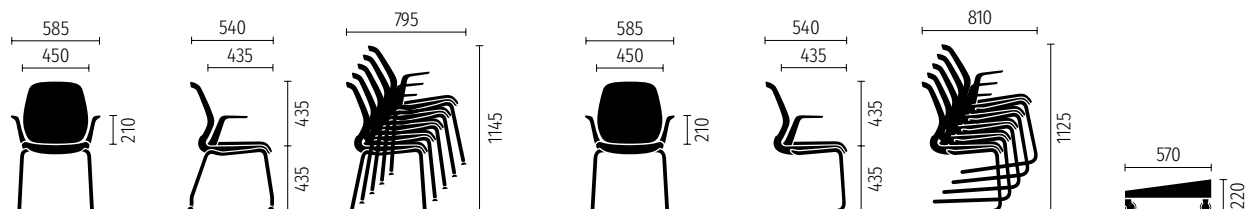
Without glides	■ 0000	
Plastic glides	□ 2800	11,-
Felt glides	□ 2801	11,-

Miscellaneous

Fire protection version in combination with membrane cover [7201] and the fabrics Fame, One or Step	□ 6004	10,-
Different cover for backrest with code 7103	□ 7001	31,-

Accessories ap-001

Stacking trolley only for 4-leg chairs	□ 6916	282,-
--	--------	-------



Sedus se:flex specification

► Swivel chair, backrest with membrane cover

- Basic model**
- Backrest with flexible 3D knitted membrane, height-adjustable lumbar support, multifunctional armrests, similar mechanism with automatic weight adjustment, gas spring with mechanical depth springing, sliding seat, automatic seat forward tilt of up to 5°, plastic star base, hard castors for soft floors

- Backrest**
- 3D knitted membrane in five different colours
 - Plastic frame made of glass-fibre reinforced polyamide, either in black or light grey
 - Lumbar support (70 mm height adjustable), optional depth-adjustable comfort lumbar feature (up to 20 mm lumbar depth adjustment, adaptive system which does not require manual adjustment)
 - Backrest with flex element ensures both freedom of movement and extra support
 - Optional fully upholstered neck support with height (90 mm) and tilt adjustment (25°) for fabric models in black imitation leather; for versions in leather, neck support in the selected leather
 - Optional coat hanger

- Armrests**
- Multifunctional armrests with pads made of PUR which are integrated into the model, pivotable (40° inwards, 20° outwards), available in either black or light grey
 - Height adjustment (100 mm), depth adjustment (40 mm) and a choice of either an inside width of 480 mm when the armrest pads parallel to one another or a distance of between 340 and 600 mm between the armrest front edges when the armrest pads have been swivelled
 - Optionally 4D plastic armrests with 360° rotatable soft-touch covers made of PU material, always in black, height-adjustable 200 - 310 mm

- Mechanism**
- Similar mechanism with automatic user weight recognition with smooth force transmission
 - Seat and backrest move completely synchronously with the body
 - Synchronicity relationship between seat and backrest 1:3.5
 - Automatic adaptation to different users' body weights (leaning weights of 500 N to 1500 N, 10 N = 1 kg)
 - Backrest tilt mechanism: 26°, locking in foremost position possible or additional restriction of backrest movement at 8, 16 and 26
 - Automatic forward tilt (resulting from a shift in the user's weight) of up to 5°

- Seat**
- Flexibly mounted seat enables lateral seat movements
 - Anatomically shaped seat surface with seat pan and rounded front seat edges
 - Moulded foam (polyurethane foam)
 - Width 490 mm, depth 430 - 500 mm
 - Optional comfort sliding seat with seat depth 425 - 495 mm

- Seat height-adjustment**
- Gaslift with mechanical depth-springing: reinforced cushioning of the body's weight even in the lowest seat position, height adjustment 400 - 520 mm
 - Optional gaslift for infinitely variable height adjustment of 400 to 530 mm
 - Optional Sedo-lift mechanism III: complete cushioning of body weight, even in lowest seating position, no compression of the spine when sitting down provided by pneumatic interlock, completely free of wear and tear, mechanical failure or gas lift replacement, height adjustment between 420 - 540 mm
 - Optional gaslift for counter design with footring

- Base**
- Plastic star base (glass-fibre reinforced polyamide), black or light grey
 - Optional aluminium base polished
 - Hard or soft castors with 65 mm diameter

- Counter design**
- Fixed seat depth of 425 mm
 - Footring with 19 mm wide surface area, height-adjustable from 300 to 500 mm, diameter of 500 mm
 - Footring and gas spring in black, footring finish in brushed aluminium
 - Aluminium base, powder-coated, black, light grey or polished aluminium
 - Seat height 630 - 880 mm
 - Constantly braked castors for safe mounting with full mobility of the chair, always with soft covering for improved grip even on smooth floors, 65 mm diameter
 - Recommended for a user weight of up to 110 kg
 - GS label by TÜV Rheinland LGA Products GmbH / DIN EN 1335
 - AGR quality seal - Healthy Backs Campaign



Footring

Sedus se:flex specification

User weight – Recommended for user weights up to approx. 130 kg (in conjunction with aluminium base up to approx. 150 kg)

Standards / Certificates

- GS label by TÜV Rheinland LGA Products GmbH / DIN EN 1335 / DIN 4573
- Ergonomics Certificate of TÜV Rheinland LGA Products GmbH
- Tested for harmful substances of TÜV Rheinland LGA Products GmbH
- QUALITY OFFICE quality seal
- GREENGUARD certified
- AGR quality seal - Healthy Backs Campaign
- Awarded BLAUER ENGEL



Design awards

- ICONIC AWARDS 2019: Interior Innovation – Selection
- German Design Award 2020, Winner



Warranty

- 5 years (see guarantee terms)
- 30 years for Sedo-lift mechanism (see guarantee terms)

► Swivel chair with upholstered backrest

Basic model

- Backrest with slim upholstery, height-adjustable lumbar support, multifunctional armrests, similar mechanism with automatic weight adjustment, gas spring with mechanical depth springing, sliding seat, automatic seat forward tilt of up to 5°, plastic star base, hard castors for soft floors

Backrest

- Slim upholstery backrest with fabrics from the Sedus upholstery fabric collection, back always in the colour anthracite
- Plastic frame made of glass-fibre reinforced polyamide, either in black or light grey
- Lumbar support (70 mm height adjustable), optional depth-adjustable comfort lumbar feature (up to 20 mm lumbar depth adjustment, adaptive system which does not require manual adjustment)
- Backrest with flex element ensures both freedom of movement and extra support
- Optional fully upholstered neck support with height (90 mm) and tilt adjustment (25°) for fabric models in black imitation leather; for versions in leather, neck support in the selected leather
- Optional coat hanger

Armrests

- Multifunctional armrests with pads made of PUR which are integrated into the model, pivotable (40° inwards, 20° outwards), available in either black or light grey
- Height adjustment (100 mm), depth adjustment (40 mm) and a choice of either an inside width of 480 mm when the armrest pads parallel to one another or a distance of between 340 and 600 mm between the armrest front edges when the armrest pads have been swivelled
- Optionally 4D plastic armrests with 360° rotatable soft-touch covers made of PU material, always in black, height-adjustable 200 - 310 mm

Mechanism

- Similar mechanism with automatic user weight recognition with smooth force transmission
- Seat and backrest move completely synchronously with the body
- Synchronicity relationship between seat and backrest 1:3
- Automatic adaptation to different users' body weights (leaning weights of 500 N to 1500 N, 10 N = 1 kg)
- Backrest tilt mechanism: 26°, locking in foremost position possible or additional restriction of backrest movement at 8, 16 and 26
- Automatic forward tilt (resulting from a shift in the user's weight) of up to 5°

Seat

- Flexibly mounted seat enables lateral seat movements
- Anatomically shaped seat surface with seat pan and rounded front seat edges
- Moulded foam (polyurethane foam)
- Width 490 mm, depth 430 - 500 mm
- Optional comfort sliding seat with seat depth 425 - 495 mm

Sedus se:flex specification

- Seat height-adjustment**
- Gaslift with mechanical depth-springing: reinforced cushioning of the body's weight even in the lowest seat position, height adjustment 400 - 520 mm
 - Optional gaslift for infinitely variable height adjustment of 400 to 530 mm
 - Optional Sedo-lift mechanism III: complete cushioning of body weight, even in lowest seating position, no compression of the spine when sitting down provided by pneumatic interlock, completely free of wear and tear, mechanical failure or gas lift replacement, height adjustment between 420 - 540 mm
 - Optional gaslift for counter design with footring

- Base**
- Plastic star base (glass-fibre reinforced polyamide), black or light grey
 - Optional aluminium base polished
 - Hard or soft castors with 65 mm diameter

- Counter design**
- Fixed seat depth of 425 mm
 - Footring with 19 mm wide surface area, height-adjustable from 300 to 500 mm, diameter of 500 mm
 - Footring and gas spring in black, footring finish in brushed aluminium
 - Aluminium base, powder-coated, black, light grey or polished aluminium
 - Seat height 630 - 880 mm
 - Constantly braked castors for safe mounting with full mobility of the chair, always with soft covering for improved grip even on smooth floors, 65 mm diameter
 - Recommended for a user weight of up to 110 kg
 - GS label by TÜV Rheinland LGA Products GmbH / DIN EN 1335
 - AGR quality seal - Healthy Backs Campaign



Footring

- User weight**
- Recommended for user weights up to approx. 130 kg (in conjunction with aluminium base up to approx. 150 kg)

- Standards / Certificates**
- GS label by TÜV Rheinland LGA Products GmbH / DIN EN 1335 / DIN 4573
 - Ergonomics Certificate of TÜV Rheinland LGA Products GmbH
 - Tested for harmful substances of TÜV Rheinland LGA Products GmbH
 - QUALITY OFFICE quality seal
 - GREENGUARD certified
 - AGR quality seal - Healthy Backs Campaign
 - Awarded BLAUER ENGEL



- Design awards**
- ICONIC AWARDS 2019: Interior Innovation – Selection
 - German Design Award 2020, Winner



- Warranty**
- 5 years [see guarantee terms]
 - 30 years for Sedo-lift mechanism [see guarantee terms]

Sedus se:flex specification

► Visitor chairs

- Backrest**
- Plastic frame integrated into the frame structure
 - Backrest with two upholstery versions:
 1. „Membrane“: mesh cover made from self-supporting knitted fabric
 2. „Slim upholstery“: backrest upholstery covered with fabrics from the Sedus collection analogous to the se:flex swivel chair and grey supporting material on the reverse side

- Shell**
- Ergonomically shaped seat shell

- Armrests**
- Without armrests
 - Optionally standard armrests, armrest covers 170 x 35 mm, clear width 510 mm

- Seat**
- Anatomically shaped seat surface with pelvis support, seat pan and rounded front edge of seat
 - Upholstery thickness 50 mm
 - Width 450 mm, depth 435 mm

- Frame**
- Four-leg chair: steel tube (round tube), Ø 22 mm, wall thickness 2.0 mm, stackable max. 5 chairs with stacking trolley, stainless steel glides, plastic or felt glides as an option
 - Four-leg chair optionally with castors (Ø 37 mm), stackable up to 5 units on flat surface for storage
 - Cantilever chair: steel tube (round tube), Ø 22 mm, wall thickness 2.5 mm, not stackable or stackable max. 5 chairs, plastic or felt glides as an option

- User weight**
- Recommended for user weights up to approx. 130 kg

- Standards / Certificates**
- GS label by TÜV Rheinland LGA Products GmbH / DIN EN 16139 L1 / DIN 4573
 - Tested for harmful substances by TÜV Rheinland LGA Products GmbH
 - GREENGUARD certified
 - Awarded BLAUER ENGEL



www.blauer-engel.de/uz117

- Design awards**
- ICONIC AWARDS 2021: Interior Innovation – Selection
 - Red Dot Design Award 2021, Winner
 - German Design Award 2022



reddot winner 2021



- Warranty**
- 5 years (see guarantee terms)

se:air

sedus

A full membrane cover for seat and back, hardly any adjustment required as well as a filigree design – this combination ensures an extraordinary sitting experience in hybrid and dynamic workplace concepts. Sit down and get started.



Swivel chair from 647,-



Swivel chair with a counter design from 875,-



Sedus se:air

► Swivel chair



ai-121

647,-

Upholstery

Seat and backrest with membrane cover	■ 7205
---------------------------------------	--------

Membrane

black	■ M2A
silver grey	□ M2B
ruby red	□ M2C
sage green	□ M2D
midnight blue	□ M2E

Model colour / plastic parts

black	■ 103	
clear white	□ 158	
ruby red	□ 166	44,-
sage green	□ 167	44,-
midnight blue	□ 168	44,-

Lumbar support

No lumbar support	■ 1800	
Height-adjustable lumbar support	□ 1801	21,-

Armrests

Multifunction armrests in plastic with soft-touch covers	■ 3714
--	--------

Seat

Standard seat	■ 4500
---------------	--------

Mechanism

Kinetic-Swing mechanism	■ 1113
-------------------------	--------

Seat height-adjustment

Gaslift	■ 1503	
Gaslift for counter design with footring (possible in combination with aluminium base in black or clear white)	□ 1513	228,-

Base

5-star plastic base, black	■ 2415-103	
5-star plastic base, clear white	□ 2415-158	
5-star plastic base, ruby red	□ 2415-166	26,-
5-star plastic base, sage green	□ 2415-167	26,-
5-star plastic base, midnight blue	□ 2415-168	26,-

Castors / Glides

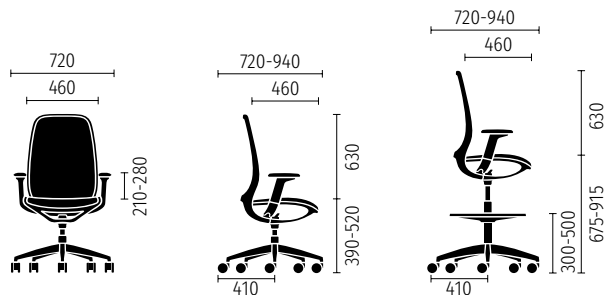
Hard castors for soft flooring	■ 2700	
Soft castors for hard flooring	□ 2701	
Constantly braked castors (in combination with counter design, always with protection for castor)	□ 2704	

Protection for castors

With protection for castors	■ 6216	
Without protection for castors (only selectable with base colour black)	□ 6226	

Fire protection

Fire protection version in combination with the black membrane M2A	□ 6004	10,-
--	--------	------



Sedus se:air specification

► Swivel chair

- Basic model**
- Seat and backrest covered with a knitted membrane, membrane/model/base colour in black, multifunctional armrests, Kinetic-Swing mechanism, gas spring, 5-star plastic base, hard castors in black
 - Other model colours: clear white [RAL 9016], ruby red [RAL 030 30 30], sage green [RAL 140 60 10], midnight blue [NCS S 7020-R90B]

- Backrest**
- High, large-surface backrest, suitable for any body size
 - Back covered with a knitted membrane, wrinkle free, breathable, air- and moisture-permeable
 - Optionally lumbar height adjustment, colour is defined by the model colour

- Armrests**
- 4D multifunctional armrests with height adjustment for tension relief in the shoulders and neck muscles
 - Rotatable and movable pad in depth and width with „floating“ effect without locking
 - Armrest support and armrest shaft colour depending on model colour
 - Armrest pad for model colour black available in black, for all other model colours in basalt grey

- Mechanism**
- Automatic user weight recognition with smooth force transmission
 - A forward [5°] and slight sideways rocking action encourages ergonomically beneficial changes of position and dynamic working styles
 - Quick and intuitive adjustment using just two easily reachable control elements (height + lock). Further ergonomic adjustments are made automatically by the office chair
 - Support pressure of the backrest automatically adjusts to the user/body weight
 - Large backrest tilt angle of 18° enables maximum mobility
 - Backrest lock possible in furthest forward position: choice of „rigid“ or „mobile“ sitting position

- Seat**
- Ergonomically shaped seat frame covered with a knitted membrane, suitable for any body size
 - Anatomically shaped seat surface with rounded front edge of seat
 - Seat inclination 4°

- Seat height-adjustment**
- Stepless gas spring height adjustment, colour is defined by the base colour

- Base**
- Star base with 5 legs made of plastic, Ø 65 mm castors
 - Hard or soft castors at the customer's option, colour is defined by the base colour

- Counter design**
- Footring with 19 mm wide surface area, height-adjustable from 300 to 500 mm, diameter of 500 mm
 - Footring and gas spring in black, footring finish in brushed aluminium
 - Aluminium base in black or clear white
 - Seat height 675 - 915 mm
 - Constantly braked castors for safe mounting with full mobility of the chair, always with soft covering for improved grip even on smooth floors, 65 mm diameter
 - Recommended for a user weight of up to 110 kg



Footring

- User weight**
- Recommended for user weights up to 130 kg

- Standards / Certificates**
- GS label by TÜV Rheinland LGA Products GmbH / DIN EN 1335 / DIN 4573
 - Tested for harmful substances by TÜV Rheinland LGA Products GmbH
 - QUALITY OFFICE quality seal
 - GREENGUARD certified
 - AGR quality seal - Healthy Backs Campaign



- Warranty**
- 5 years [see guarantee terms]

se:flair

Comfort and cosiness meet ergonomics. se:flair unites the look of a shell chair with the functions of an office chair. Suitable for a variety of applications, the chair stands out with its organic silhouette and a wide range of adjustment options.

sedus



Swivel chair 5-star plastic
base from 654,-



Swivel chair 4-star
aluminium base from 700,-



Swivel chair 4-star wooden
base from 792,-

Sedus se:flair

► Swivel chair



fr-120/2415

654,-



fr-120/2214

700,-



fr-120/2314

792,-

Upholstery

Seat with upholstered membrane, backrest with membrane cover	■ 7206	
Seat upholstered, backrest with membrane cover	□ 7201-9**	
Seat upholstered, backrest with membrane cover	□ 7201-4**	37,-
Seat upholstered, backrest with membrane cover	□ 7201-2**	52,-
Seat upholstered, backrest with membrane cover	□ 7201-1**	150,-
Seat upholstered, backrest with membrane cover	□ 7201-0**	195,-

Membrane

black	■ M7A	
light-grey	□ M7B	
wine red	□ M7C	
terracotta	□ M7D	
fir green	□ M7E	

Bouclé black per seat		52,-
Bouclé black per backrest		62,-
Bouclé black	□ MBA	
Bouclé beige	□ MBB	
Bouclé sage green	□ MBC	
Bouclé amber	□ MBD	
Bouclé ruby red	□ MBE	

Model colour / plastic parts

black	■ 103	
clear white	□ 158	38,-

Seat

Standard seat	■ 4500	
---------------	--------	--

Mechanism

Kinetic-Swing mechanism	■ 1113	
-------------------------	--------	--

Seat height-adjustment

Gaslift (in conjunction with base 2415 and 2214)	□ 1503	
Central seat spring, not height-adjustable (in conjunction with base 2314)	□ 1601	

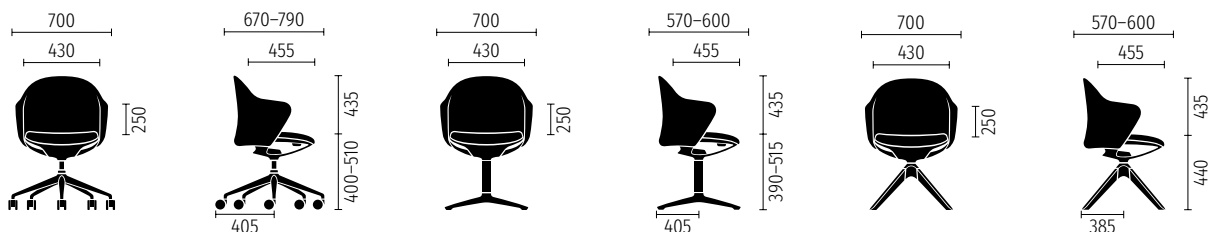
Base fr-120/2415

5-star plastic base, black	■ 2415-103	
5-star plastic base, clear white	□ 2415-158	

Base fr-120/2214

4-star aluminium base, black	■ 2214-103	
4-star aluminium base, clear white	□ 2214-158	

se:flair



Sedus se:flair

► Swivel chair

Base fr-120/2314

4-star plastic base beech natural	■ 2314-B26	
4-star plastic base beech black	□ 2314-B45	
4-star plastic base oak natural	□ 2314-C11	42,-

Castors / Glides fr-120/2415

Hard castors for soft flooring	■ 2700	
Soft castors for hard flooring	□ 2701	

Castors / Glides fr-120/2214

Plastic glides	■ 2800	
Felt glides	□ 2801	11,-

Castors / Glides fr-120/2314

Plastic glides	■ 2800	
Felt glides	□ 2801	11,-

Protection for castors

With protection for castors	■ 6216	
Without protection for castors (only selectable with base colour black)	□ 6226	

Fire protection

Fire protection version – possible in combination with the black membrane M7A or with the cover fabrics		
Fame, Nobel, One, Step	□ 6004	10,-

The upholstery 7201 is available in the collections:

Price group 9 - Atlantic, Era, Nova, One, Phoenix

Price group 4 - Cura, Cyber, Fame, Pure, Step, Umber






Price group 2 - Nobel, Remix, Tempt

Price group Premium - Steelcut Trio 3

Price group 0 - Leather

Sedus se:flair specification

► Swivel chair

Basic model	<ul style="list-style-type: none"> – Seat with upholstered membrane, backrest with membrane cover, model colour black, standard seat, Kinetic-Swing mechanism, gaslift, 5-star plastic base, hard castors
Backrest	<ul style="list-style-type: none"> – Backrest always with membrane back support (knitted membrane) – Lumbar support always integrated due to the underlay membrane
Membrane	<ul style="list-style-type: none"> – Two different membranes available: – Standard membrane: A rather rough, slightly transparent and yet sporty-looking knitted membrane. – A membrane with a bouclé look is available as an option. Bouclé stands out with its elegant, opaque look and three-dimensional texture. Delicate loops and knots in the yarn give it its characteristic, lively look.
Armrests	<ul style="list-style-type: none"> – Armrests always integrated in the rest frame
Mechanism	<ul style="list-style-type: none"> – Innovative kinematic motion concept without mechanical linkage – Ergonomically intuitive seat comfort without complicated adjustments by the user – A forward (8°) rocking action encourages ergonomically beneficial changes of position and dynamic working styles – Automatic user weight recognition with smooth force transmission: Support pressure of the backrest automatically adjusts to the user/body weight – Large backrest tilt angle of 21° enables maximum mobility – Intuitive quick adjustment: Backrest lock possible for „rigid“ or “mobile” sitting posture Control element for locking mechanism always in basalt grey – Colour depending on the model colour
Seat	<ul style="list-style-type: none"> – Seat upholstered with membrane (knitted membrane) cover or seat upholstered with cover fabric – Different covers for the seat and back are possible – Upholstery thickness 50 mm
Seat height-adjustment	<ul style="list-style-type: none"> – Plastic base: gas spring height adjustment, gas spring colour depending on the model colour, control for height adjustment always in basalt grey – Aluminium base: gas spring height adjustment, gas spring colour depending on the model colour, control for height adjustment always in basalt grey – Wooden base: central seat spring, not height-adjustable
Base	<ul style="list-style-type: none"> – Plastic 5-star base on castors, rotates 360°, lockable, height-adjustable, hard castors or soft castors (Ø 65 mm), colour of base and castors is defined by the model colour – Aluminium 4-star base on glides, rotates 360°, lockable, height-adjustable, colour is defined by the model colour, plastic or felt glides – Wooden 4-star base on glides, rotates 360°, lockable, colour of the aluminium knot depending on the model colour, plastic or felt glides
User weight	<ul style="list-style-type: none"> – Recommended for user weights up to 110 kg (wooden base) or up to 130 kg (plastic base/aluminium base)
Standards / Certificates	<ul style="list-style-type: none"> – GS label by TÜV Rheinland LGA Products GmbH / DIN EN 1335 / DIN 4573 (plastic base) – GS label by TÜV Rheinland LGA Products GmbH / DIN EN 16139 L1 (aluminium/wooden base) – Tested for harmful substances by TÜV Rheinland LGA Products GmbH – GREENGUARD Certificate
	    
Warranty	<ul style="list-style-type: none"> – 5 years (see guarantee terms)

black dot air

sedus

Sedus black dot air combines the filigree but non-transparent styling of a mesh with the comfort of a fully upholstered chair. The textured AIR KNIT fabric envelops your back as soon as you sit down and a provides feeling of comfort and cosiness.



Swivel chair from 768,-



Sedus black dot air

► Swivel chair



bd-125

9	4	2	Premium	0
Atlantic	Cura	Nobel	Steelcut Trio 3	Leather
Era	Cyber	Remix		
Nova	Fame	Tempt		
One	Pure	Customer's Own		
Phoenix	Step	Leather		
Customer's Own	Umber			
	Imitation leather			

898,-

935,-

950,-

1.048,-

1.093,-

Upholstery

Seat upholstered, backrest with membrane cover ■ 7201

Membrane

light grey	■ M87
blue	□ M89
black	□ M8L
beige	□ M8M
olive green	□ M8N

Model colour / plastic parts

black	■ 103
light grey	□ 147 38,-

Armrests

Height-adjustable plastic armrests	■ 3611
4D armrests with soft-touch covers	□ 3414 52,-
4D armrests with soft-touch covers and polished aluminium support	□ 3484 72,-
4D armrests with 360° rotatable soft-touch covers (possible in combination with DIN EN 1335-1:2023 type A)	□ 3424 31,-
Without armrests	□ 3000 - 109,-

Mechanism

Similar mechanism with tension control	■ 1101
Similar mechanism with tension control and forward tilt 4°	□ 1105 33,-

Seat height-adjustment

Gaslift	■ 1503
Sedo-lift mechanism III	□ 1514 51,-

Base

Base and backrest support made of plastic – the model colour determines the foot colour	■ 2403
Aluminium base black (possible in combination with model colour black and gaslift 1503)	□ 2203-103 46,-

Miscellaneous

Soft castors for hard flooring	□ 6001
Sliding seat (adjustment range 70 mm)	□ 6003 65,-
No lumbar support	□ 6016 - 21,-
Lumbar support depth adjustment	□ 6036 29,-
Backrest support with stronger backrest pressure	□ 6107 35,-
Without transportation protection for castors	□ 6226
Neck support with height and tilt adjustment in black imitation leather for models in fabric, for models in leather, the leather colour matches the upholstery choice	□ 7007 149,-
Coat hanger (in conjunction with code 7007)	□ 6103 41,-

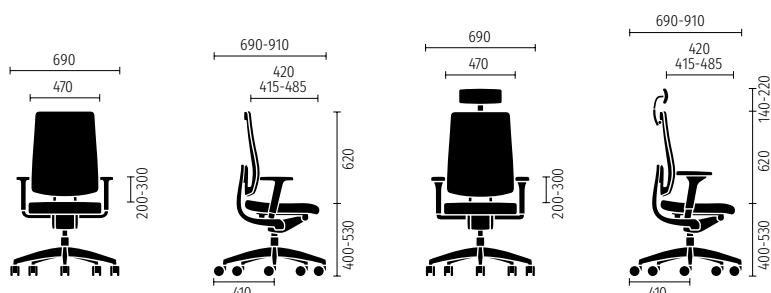
Norm

DIN EN 1335-1:2023 untyped	■ 0000
DIN EN 1335-1:2023 type A (includes code 1503, 2203-103, 3424, 6003, 6036, model colour black)	□ TYPA

The armrests [3611, 3424, 3484] are always black, the 4D armrests [3414] come in the colour of the model.

The colour of the model determines the colour of the star base and the backrest support.

black dot air

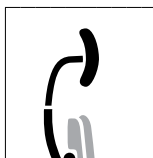


Sedus black dot air specification

► Swivel chair

- Basic model**
- Backrest with textured knitted fabric, height-adjustable lumbar support, height-adjustable plastic armrests, Similar mechanism with tension control, gaslift, plastic base black, model colour black, hard castors for soft flooring

- Backrest**
- Plastic frame made of fibreglass-reinforced polyamide. The textured AIR KNIT fabric envelops your back as soon as you sit down and a provides feeling of comfort and cosiness.
 - Integrated height-adjustable (80 mm) and optionally depth-adjustable (10 mm) lumbar support
 - Due to the dorsokinetic joint the backrest has an additional degree of freedom of 15° for backward movements and of 8° for lateral movements of the upper body
 - Optional covered neck support with height (80 mm) and tilt adjustment (25°), for models in fabric in black imitation leather, for models in leather, the leather colour matches the upholstery choice
 - Optional coat-hanger in conjunction with neck support



Height-adjustable neck support

- Armrests**
- Height-adjustable plastic armrests (3611) in black, height adjustment 100 mm (200 - 300 mm), clear width 490 - 520 mm
 - Optionally available 4D armrests with Softtouch pads, in model colour (3414) or in black with polished aluminium support (3484), height adjustment 100 mm (200 - 300 mm), inside width 460 - 510 mm



Height-adjustable plastic armrests



4D armrests with soft-touch covers

- Mechanism**
- Similar mechanism with tension control: balanced force curve due to coordinated spring concept
 - Seat and backrest move completely synchronised with the body
 - Synchronicity relationship between seat and backrest 1:2.7
 - Adaptation to different user weights enables sensitive latching of the rapid adjustment mechanism (leaning pressure 450 - 1200N and 550 - 1500N [stronger spring] [10N = 1 kg])
 - Backrest inclination to approx. 32°, can be locked in virtually continuously variable manner (11 different settings)
 - Permanent back support even when the backrest is inclined backwards at a wide angle, due to uniform force distribution of the mechanical springs
 - Optional seat tilt adjustment (+0°; +2°; +4°), less pressure against the thighs without the user sliding out of the seat pan

- Seat**
- Anatomically shaped seating surface with pelvis support, seat hollow and rounded front edge of seat
 - Shaped foam (polyurethane foam)
 - Width 470 mm, depth 420 mm; optional sliding seat with seat depth 415 - 485 mm

- Seat height-adjustment**
- Gaslift for infinitely variable height adjustment 400 - 530 mm
 - Optional Sedo-lift mechanism III: complete cushioning of body weight, even in lowest seating position, no compression of the spine when sitting down provided by pneumatic interlock, completely free of wear and tear, mechanical failure or gas lift replacement, height adjustment between 420 - 530 mm

- Base**
- Plastic star base (glass-fibre reinforced polyamide), black or light grey, hard or soft castors with 65 mm diameter
 - Optional aluminium base, powder-coated, black

- User weight**
- Recommended for user weights up to 130 kg

- Standards / Certificates**
- GS label by TÜV Rheinland LGA Products GmbH / DIN EN 1335 / DIN 4573
 - QUALITY OFFICE Certificate
 - GREENGUARD Certificate



Sedus black dot air specification

Warranty	<ul style="list-style-type: none">- 5 years (see guarantee terms)- 30 years for Sedo-lift mechanism (see guarantee terms)
----------	--

black dot net

sedus

black dot net scores with a unique appearance, special seating comfort and a transparent membrane backrest. Thanks to the patented dorsokinetics it follows and supports all backward and sideways movements.



Swivel chair from 746,-



Swivel chair with a counter design from 1.180,-



4-leg visitor chair from 497,-



Cantilever visitor chair from 568,-

Sedus black dot net

► Swivel chair



bd-122

9	4	2	Premium	0
Atlantic	Cura	Nobel	Steelcut Trio 3	Leather
Era	Cyber	Remix		
Nova	Fame	Tempt		
One	Pure	Customer's Own		
Phoenix	Step	Leather		
Customer's Own	Umber			
	Imitation leather			

973,-

1.010,-

1.025,-

1.123,-

1.168,-

Upholstery

Seat upholstered, backrest with membrane cover ■ 7201

Membrane

black	■	M42
grey	□	M43
dark red	□	M44
light-grey	□	M45
olive green	□	M46

Model colour / plastic parts

black	■	103
light grey (possible in combination with plastic base 2403)	□	147 38,-

Armrests

Height-adjustable plastic armrests	■	3611
4D armrests with soft-touch covers	□	3414 52,-
4D armrests with soft-touch covers and polished aluminium support	□	3484 72,-
4D armrests with 360° rotatable soft-touch covers (possible in combination with DIN EN 1335-1:2023 type A)	□	3424 31,-
Without armrests	□	3000 - 109,-

Mechanism

Similar mechanism with tension control	■	1101
Similar mechanism with tension control and forward tilt 4°	□	1105 33,-

Seat height-adjustment

Sedo-lift mechanism III	■	1514
Gaslift	□	1503 - 51,-
Gaslift for counter design with footring (possible in combination with aluminium base 2203)	□	1513 228,-

Base

Base and backrest support made of plastic – the model colour determines the foot colour	□	2403 - 46,-
Aluminium base black	■	2203-103
Aluminium base white aluminium	□	2203-119
Aluminium base polished	□	2203-110 113,-

Miscellaneous

Soft castors for hard flooring – not for counter design	□	6001
Sliding seat (adjustment range 70 mm) – not for counter design	□	6003 65,-
Fire protection version in combination with the cover fabrics Fame, Nobel, One or Step	□	6004 10,-
No lumbar support	□	6016 - 21,-
Lumbar support depth adjustment	□	6036 29,-
Backrest support with stronger backrest pressure	□	6107 35,-
Without transportation protection for castors	□	6226
Neck support with height and tilt adjustment in black imitation leather for models in fabric, for models in leather, the leather colour matches the upholstery choice	□	7007 149,-
Coat hanger (in conjunction with code 7007)	□	6103 41,-

Norm

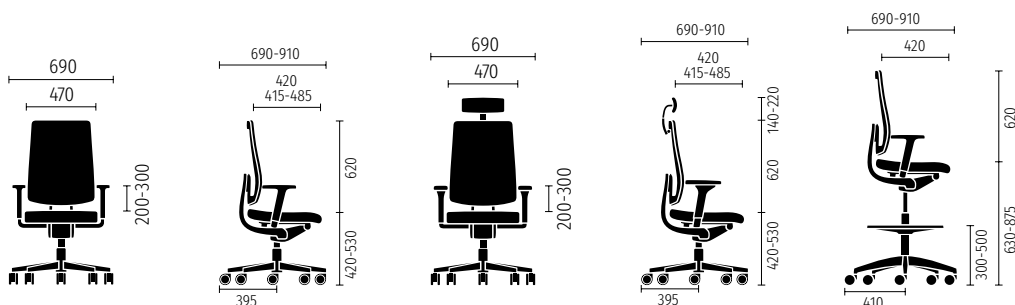
DIN EN 1335-1:2023 untyped	■	0000
DIN EN 1335-1:2023 type A (includes code 1503, 2203, 3424, 6003, 6036)	□	TYPA

The backrest support always matches the star base, so a swivel chair with a polished star base automatically comes with a polished backrest support. The armrests [3611, 3484] are always black, the 4D armrests [3414] come in the colour of the model.

Counter design in conjunction with:


- Similar mechanism code 1101
- Gaslift for counter design with footring code 1513
- Aluminium base code 2203
- Armrests code 3611, 3414 or 3484
- Constantly braked castors

black dot net



Sedus black dot net

► Visitor chairs

		9	4	2	Premium	0
		Atlantic	Cura	Nobel	Steelcut Trio 3	Leather
		Era	Cyber	Remix		
		Nova	Fame	Tempt		
		One	Pure	Customer's Own		
		Phoenix	Step	Leather		
		Customer's Own	Umber			
			Imitation leather			
	bd-228	568,-	603,-	620,-	718,-	763,-

	bd-236	568,-	603,-	620,-	718,-	763,-
---	--------	-------	-------	-------	-------	-------

Upholstery

Seat upholstered, backrest with membrane cover ■ 7201

Membrane

black	■ M42
grey	□ M43
dark red	□ M44
light-grey	□ M45
olive green	□ M46

Model colour / plastic parts

black ■ 103

Armrests

Fixed armrests made of plastic	■ 3110	
Without armrests for bd-228	□ 3000	- 71,-

Frame bd-228

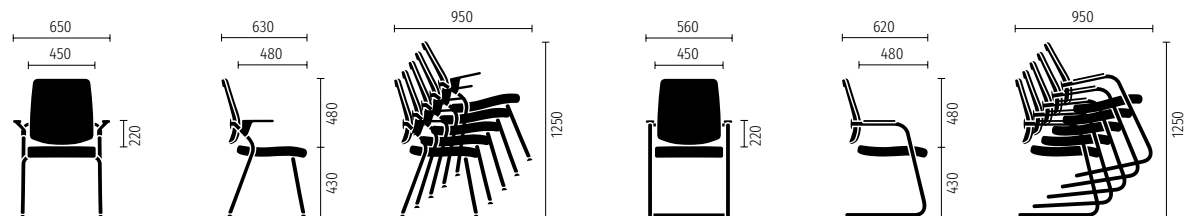
Steel frame, stackable, black	■ 8001-103	
Steel frame, stackable, white aluminium	□ 8001-119	
Steel frame, stackable, chromed	□ 8001-100	62,-

Frame bd-236

Steel frame, not stackable, black	■ 8002-103	
Steel frame, not stackable, white aluminium	□ 8002-119	
Steel frame, not stackable, chromed	□ 8002-100	62,-
Steel frame, stackable, black	□ 8001-103	
Steel frame, stackable, white aluminium	□ 8001-119	
Steel frame, stackable, chromed	□ 8001-100	62,-

Miscellaneous

Fire protection version in combination with the cover		
fabrics Fame, Nobel, One or Step	□ 6004	10,-
Felt glides	□ 6201	11,-
Plastic glides for bd-228	□ 6202	
Plastic glides for bd-236	□ 6202	11,-



Recommended retail prices in Euro exclusive of VAT [2025.01]

All dimensions in mm

black dot net

Sedus black dot net specification

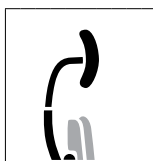
► Swivel chair

Basic model

- Backrest with membrane cover, height-adjustable lumbar support, height-adjustable plastic armrests, Similar mechanism with tension control, Sedo-lift mechanism, aluminium base black, model colour black, hard castors for soft flooring

Backrest

- Membrane available in 5 different colours
- Plastic frame made of fibreglass-reinforced polyamide, covered with a 3D woven-knitted membrane, air- and moisture-permeable, wrinkle free, easy to clean, corresponding resilience of the membrane to retain the shape of the backrest
- Integrated height-adjustable (80 mm) and optionally depth-adjustable (10 mm) lumbar support
- Due to the dorsokinetic joint the backrest has an additional degree of freedom of 15° for backward movements and of 8° for lateral movements of the upper body
- Optional covered neck support with height (80 mm) and tilt adjustment (25°), for models in fabric in black imitation leather, for models in leather, the leather colour matches the upholstery choice
- Optional coat hanger in conjunction with neck support



Height-adjustable neck support

Armrests

- Height-adjustable plastic armrests (3611) in black, height adjustment 100 mm (200 - 300 mm), clear width 490 - 520 mm
- Optionally available 4D armrests with Softtouch pads, in model colour (3414) or in black with polished aluminium support (3484), height adjustment: 100 mm (200 - 300 mm), inside width 460 - 510 mm



Height-adjustable plastic armrests



4D armrests with soft-touch covers

Mechanism

- Similar mechanism with tension control: balanced force curve due to coordinated spring concept
- Seat and backrest move completely synchronised with the body
- Synchronicity relationship between seat and backrest 1:2.7
- Adaptation to different user weights enables sensitive latching of the rapid adjustment mechanism (leaning pressure 450 - 1200N and 550 - 1500N [stronger spring] [10N = 1 kg])
- Backrest inclination to approx. 32°, can be locked in virtually continuously variable manner (11 different settings)
- Permanent back support even when the backrest is inclined backwards at a wide angle, due to uniform force distribution of the mechanical springs
- Optional seat tilt adjustment (+0°; +2°; +4°), less pressure against the thighs without the user sliding out of the seat pan

Seat

- Anatomically shaped seating surface with pelvis support, seat hollow and rounded front edge of seat
- Shaped foam (polyurethane foam)
- Width 470 mm, depth 420 mm
- Optional sliding seat with seat depth 415 - 485 mm

Seat height-adjustment

- Sedo-lift mechanism III: complete cushioning of body weight, even in lowest seating position, no compression of the spine when sitting down provided by pneumatic interlock, completely free of wear and tear, mechanical failure or gas lift replacement; height adjustment between 420 and 530 mm
- Optional gaslift for infinitely variable height adjustment 400 - 530 mm
- Optional gaslift for counter design with footring

Base

- Aluminium base, powder-coated, black, white aluminium or polished aluminium
- Optional plastic star base (glass-fibre reinforced polyamide), black or light grey
- Hard or soft castors with 65 mm diameter
- The backrest support always matches the star base, so a swivel chair with a polished star base automatically comes with a polished backrest support.

Sedus black dot net specification

Counter design

- Footring with 19 mm wide surface area, height-adjustable from 300 to 500 mm, diameter of 500 mm
- Footring and gas spring in black, footring finish in brushed aluminium
- Seat height 630 - 875 mm
- Constantly braked castors for safe mounting with full mobility of the chair, always with soft covering for improved grip even on smooth floors, 65 mm diameter
- Recommended for user weights up to 110 kg
- GS label by TÜV Rheinland LGA Products GmbH / DIN EN 1335
- AGR quality seal - Healthy Backs Campaign



Footring

User weight

- Recommended for user weights up to 130 kg

Standards / Certificates

- GS label by TÜV Rheinland LGA Products GmbH / DIN EN 1335 / DIN 4573
- Ergonomics Certificate by TÜV Rheinland LGA Products GmbH
- Tested for harmful substances by TÜV Rheinland LGA Products GmbH
- QUALITY OFFICE quality seal
- GREENGUARD certified
- AGR quality seal - Healthy Backs Campaign
- Awarded BLAUER ENGEL



www.blauer-engel.de/uz117

Warranty

- 5 years (see guarantee terms)
- 30 years for Sedo-lift mechanism (see guarantee terms)

► Visitor chairs

Basic model

- Backrest with membrane cover, standard armrests, steel frame black, 4-leg version stackable, cantilever not stackable, model colour black, 4-leg version with stainless steel glides, cantilever chair without glides

Backrest

- Black plastic frame made of fibreglass-reinforced polyamide, covered with a 3D woven-knitted membrane, air- and moisture-permeable, wrinkle free, easy to clean, corresponding resilience of the membrane to retain the shape of the backrest
- Membrane available in 5 different colours

Armrests

- Armrests in polypropylene, black
- Dimensions of armrest pad 215 mm x 55 mm
- Armrest height 220 mm

Seat

- Shaped foam (polyurethane foam)
- Upholstery thickness 50 mm
- Width 450 mm, depth 480 mm

Frame

- 4-leg version: steel frame, diameter 22 mm, tube wall thickness 2 mm, stackable to 5 units, stainless steel glides, optionally with plastic or felt glides
- Cantilever: steel frame, diameter 25 mm, tube wall thickness 2 mm, stackable to 5 units or not stackable, optionally with plastic or felt glides

User weight

- Recommended for user weights up to 110 kg (up to 150 kg for occasional use)

Sedus black dot net specification

Standards / Certificates

- GS label by TÜV Rheinland LGA Products GmbH / DIN EN 16139 L1
- Tested for harmful substances by TÜV Rheinland LGA Products GmbH
- QUALITY OFFICE quality seal
- GREENGUARD certified
- Awarded BLAUER ENGEL



www.blauer-engel.de/uz117

Warranty

- 5 years (see guarantee terms)
-

black dot

sedus

black dot always has an activating effect wherever it is used. The dorsokinetic backrest and the air- and moisture-permeable upholstery give the occupant maximum comfort and freedom of movement when sitting.



Swivel chair from 703,-



Swivel chair with a counter design from 1.137,-






4-leg visitor chair from 448,-



Cantilever visitor chair from 547,-

Sedus black dot

► Swivel chairs

		9	4	2	Premium	0
		Atlantic	Cura	Nobel	Steelcut Trio 3	Leather
		Era	Cyber	Remix		
		Nova	Fame	Tempt		
		One	Pure	Customer's Own		
		Phoenix	Step	Leather		
		Customer's Own	Umber			
			Imitation leather			
	bd-100	909,-	964,-	986,-	1.132,-	1.199,-
	bd-102	990,-	1.049,-	1.073,-	1.229,-	1.301,-
	bd-103	1.021,-	1.083,-	1.108,-	1.272,-	1.348,-

Model colour / plastic parts

black	■ 103	
light grey (possible in combination with plastic base 2403)	□ 147	38,-

Armrests

Height-adjustable plastic armrests	■ 3611	
4D armrests with soft-touch covers	□ 3414	52,-
4D armrests with soft-touch covers and polished aluminium support	□ 3484	72,-
4D armrests with 360° rotatable soft-touch covers (possible in combination with DIN EN 1335-1:2023 type A)	□ 3424	31,-
Without armrests	□ 3000	- 109,-

Mechanism

Similar mechanism with tension control	■ 1101	
Similar mechanism with tension control and forward tilt 4°	□ 1105	33,-

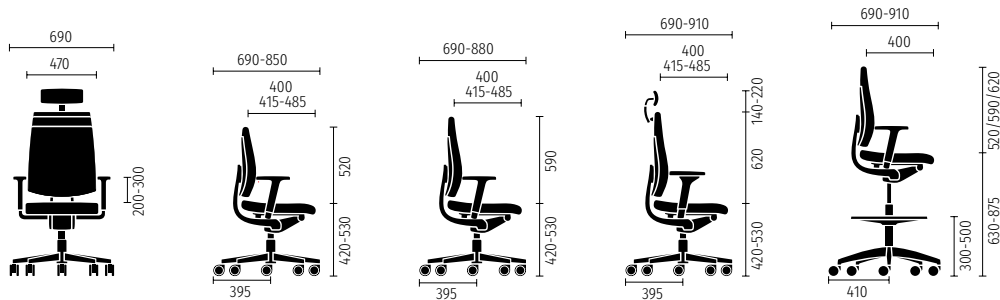
Seat height-adjustment

Sedo-lift mechanism III	■ 1514	
Gaslift	□ 1503	- 51,-
Gaslift for counter design with footring (possible in combination with aluminium base 2203)	□ 1513	228,-

Base

Aluminium base black	■ 2203-103	
Aluminium base white aluminium	□ 2203-119	
Aluminium base polished	□ 2203-110	113,-
Base and backrest support made of plastic – the model colour determines the foot colour	□ 2403	- 46,-

black dot



Sedus black dot

► Swivel chairs

Miscellaneous

Soft castors for hard flooring – not for counter design	□ 6001	
Sliding seat (adjustment range 70 mm) – not for counter design	□ 6003	65,-
Fire protection version in combination with the cover fabrics Fame, Nobel, One or Step	□ 6004	15,-
Backrest support with stronger backrest pressure	□ 6107	35,-
Without transportation protection for castors	□ 6226	
Different cover for backrest	□ 7001	31,-
Neck support with height and tilt adjustment for bd-103 in black imitation leather for models in fabric, for models in leather, the leather colour matches the upholstery choice	□ 7007	149,-
Coat hanger for bd-103 in conjunction with code 7007	□ 6103	41,-

Norm

DIN EN 1335-1:2023 untyped	■ 0000
DIN EN 1335-1:2023 type A (includes code 1503, 2203, 3424, 6003)	□ TYP A

The backrest support always matches the aluminium star base, so a swivel chair with a polished star base automatically comes with a polished backrest support. The colour of the model determines the colour of the plastic star base and the plastic backrest support.


The armrests [3611, 3484] are always black, the 4D armrests [3414] come in the colour of the model.


Counter design in conjunction with:

- Similar mechanism code 1101
- Gaslift for counter design with footring code 1513
- Aluminium base code 2203
- Armrests code 3611, 3414 or 3484
- Constantly braked castors

Sedus black dot

► Visitor chairs

		9	4	2	Premium	0
		Atlantic	Cura	Nobel	Steelcut Trio 3	Leather
		Era	Cyber	Remix		
		Nova	Fame	Tempt		
		One	Pure	Customer's Own		
		Phoenix	Step	Leather		
		Customer's Own	Umber			
			Imitation leather			
	bd-220	519,-	579,-	603,-	762,-	835,-

	bd-233	547,-	607,-	631,-	790,-	863,-
---	---------------	-------	-------	-------	-------	-------

Model colour / plastic parts

black	■	103
-------	---	-----

Armrests

Fixed armrests made of plastic	■	3110	
Without armrests for bd-220	□	3000	- 71,-

Frame bd-220

Steel frame, stackable, black	■	8001-103	
Steel frame, stackable, white aluminium	□	8001-119	
Steel frame, stackable, chromed	□	8001-100	62,-

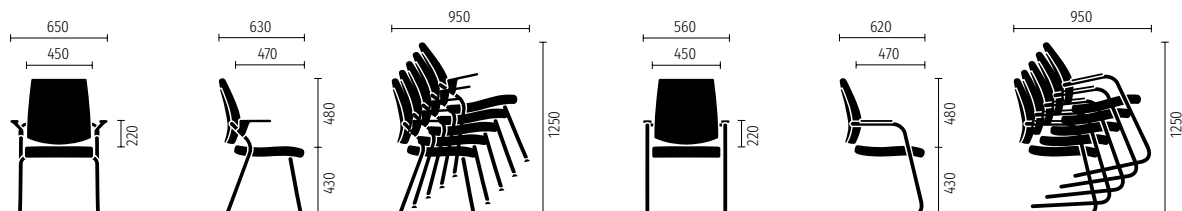
Frame bd-233

Steel frame, not stackable, black	■	8002-103	
Steel frame, not stackable, white aluminium	□	8002-119	
Steel frame, not stackable, chromed	□	8002-100	62,-
Steel frame, stackable, black	□	8001-103	
Steel frame, stackable, white aluminium	□	8001-119	
Steel frame, stackable, chromed	□	8001-100	62,-

Miscellaneous

Fire protection version in combination with the cover			
fabrics Fame, Nobel, One or Step	□	6004	15,-
Felt glides	□	6201	11,-
Plastic glides for bd-220	□	6202	
Plastic glides for bd-233	□	6202	11,-
Different cover for backrest	□	7001	31,-

black dot

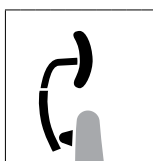


Sedus black dot specification

► Swivel chairs

- Basic model**
- Backrest upholstered, height-adjustable lumbar support, height-adjustable plastic armrests, Similar mechanism with tension control, Sedo-lift mechanism, aluminium base black, model colour black, hard castors for soft flooring

- Backrest**
- Integrated height-adjustable (80 mm)
 - Due to the dorsokinetic joint the backrest has an additional degree of freedom of 15° for backward movements and of 8° for lateral movements of the upper body
 - Backrest made of polypropylene
 - Upholstery thickness 50 mm
 - Back of backrest partially upholstered for pleasant feel to the touch
 - Side ends of the upholstery made of air-permeable material in different coloured knitted spacer fabric (black)
 - Optional for versions with the high backrest: neck support with height (80 mm) and tilt adjustment (25°), for fabric versions made of black imitation leather; for leather versions, neck support in the selected leather
 - Optional coat hanger in conjunction with neck support



Height-adjustable neck support

- Armrests**
- Height-adjustable plastic armrests (3611) in black, height adjustment 100 mm (200 - 300 mm), clear width 490 - 520 mm
 - Optionally available 4D armrests with Softtouch pads, in model colour (3414) or in black with polished aluminium support (3484), height adjustment 100 mm (200 - 300 mm), inside width 460 - 510 mm



Height-adjustable armrests with plastic covers



4D armrests with soft-touch covers

- Mechanism**
- Similar mechanism with tension control: balanced force curve due to coordinated spring concept
 - Seat and backrest move completely synchronised with the body
 - Synchronicity relationship between seat and backrest 1:2.7
 - Backrest inclination to approx. 32°, can be locked in virtually continuously variable manner (11 different settings)
 - Adaptation to different user weights enables sensitive latching of the rapid adjustment mechanism (leaning pressure 450 - 1200N and 550 - 1500N [stronger spring] [10N = 1 kg])
 - Permanent back support even when the backrest is inclined backwards at a wide angle, due to uniform force distribution of the mechanical springs
 - Optional seat tilt adjustment (+0°; +2°; +4°), less pressure against the thighs without the user sliding out of the seat pan

- Seat**
- Anatomically shaped seating surface with pelvis support, seat hollow and rounded front edge of seat
 - Shaped foam (polyurethane foam)
 - Width 470 mm, depth 400 mm
 - Upholstery thickness 50 mm
 - Optional sliding seat with seat depth 415 - 485 mm

- Seat height-adjustment**
- Sedo-lift mechanism III: complete cushioning of body weight, even in lowest seating position, no compression of the spine when sitting down provided by pneumatic interlock, completely free of wear and tear, mechanical failure or gas lift replacement; height adjustment 420 - 530 mm
 - Optional gaslift for infinitely variable height adjustment 400 - 530 mm
 - Optional gaslift for counter design with footring

- Base**
- Aluminium base, powder-coated, black, white aluminium or polished aluminium
 - Optional plastic star base (glass-fibre reinforced polyamide), black or light grey
 - Hard or soft castors with 65 mm diameter
 - The backrest support always matches the star base, so a swivel chair with a polished star base automatically comes with a polished backrest support.

Sedus black dot specification

Counter design

- Footring with 19 mm wide surface area, height-adjustable from 300 to 500 mm, diameter of 500 mm
- Footring and gas spring in black, footring finish in brushed aluminium
- Seat height 630 - 875 mm
- Constantly braked castors for safe mounting with full mobility of the chair, always with soft covering for improved grip even on smooth floors, 65 mm diameter
- Recommended for user weights up to 110 kg
- GS label by TÜV Rheinland LGA Products GmbH / DIN EN 1335
- Tested for harmful substances by TÜV Rheinland LGA Products GmbH
- AGR quality seal - Healthy Backs Campaign



Footring

User weight

- Recommended for user weights up to 130 kg

Standards / Certificates

- GS label by TÜV Rheinland LGA Products GmbH / DIN EN 1335 / DIN 4573
- Ergonomics Certificate by TÜV Rheinland LGA Products GmbH
- Tested for harmful substances by TÜV Rheinland LGA Products GmbH
- QUALITY OFFICE quality seal
- GREENGUARD certified
- AGR quality seal - Healthy Backs Campaign
- Awarded BLAUER ENGEL



Design awards

- iF product design award 2007, Discipline Product



Warranty

- 5 years (see guarantee terms)
- 30 years for Sedo-lift mechanism (see guarantee terms)

► Visitor chairs

Basic model

- Backrest upholstered, standard armrests, steel frame black, model colour black, 4-leg version with stainless steel glides, cantilever chair without glides

Backrest

- Backrest made of polypropylene
- Upholstery thickness 40 mm

Armrests

- Armrests in polypropylene, black
- Dimensions of armrest pad 215 mm x 55 mm
- Armrest height 220 mm

Seat

- Shaped foam (polyurethane foam)
- Upholstery thickness 50 mm
- Width 450 mm, depth 470 mm

Frame

- 4-leg version: steel frame, diameter 22 mm, tube wall thickness 2 mm, stackable to 5 units, stainless steel glides, optionally with plastic or felt glides
- Cantilever: steel frame, diameter 25 mm, tube wall thickness 2 mm, stackable to 5 units or not stackable, optionally with plastic or felt glides

Sedus black dot specification

User weight – Recommended for user weights up to 110 kg (up to 150 kg for occasional use)

Standards / Certificates

- GS label by TÜV Rheinland LGA Products GmbH / DIN EN 16139 L1
- Tested for harmful substances by TÜV Rheinland LGA Products GmbH
- QUALITY OFFICE quality seal
- GREENGUARD certified
- Awarded BLAUER ENGEL



www.blauer-engel.de/uz117

Warranty – 5 years [see guarantee terms]

black dot 24

sedus

This special version of the black dot swivel chair is particularly suitable for heavier people and also meets the high demands of use in 24 hour workplaces.




Swivel chair, backrest with
membrane cover from
1.008,-



Swivel chair with
upholstered backrest from
1.097,-

Sedus black dot 24

► Swivel chair

		9		4		0
		Phoenix		Pure		Leather
	bd-124	1.212,-		1.249,-		1.407,-

Upholstery

Seat upholstered, backrest with membrane cover	■	7201	
Seat and backrest upholstered	□	7103-9**	68,-
Seat and backrest upholstered	□	7103-4**	93,-
Seat and backrest upholstered	□	7103-0**	200,-

Membrane

black	■	M42	
grey	□	M43	
dark red	□	M44	
light-grey	□	M45	
olive green	□	M46	

Model colour / plastic parts

black	■	103	
-------	---	-----	--

Armrests

4D armrests with soft-touch covers and polished aluminium support	■	3484	
Without armrests	□	3000	- 183,-

Mechanism

Similar mechanism with tension control	■	1101	
--	---	------	--

Seat height-adjustment

Sedo-lift mechanism	■	1501	
---------------------	---	------	--

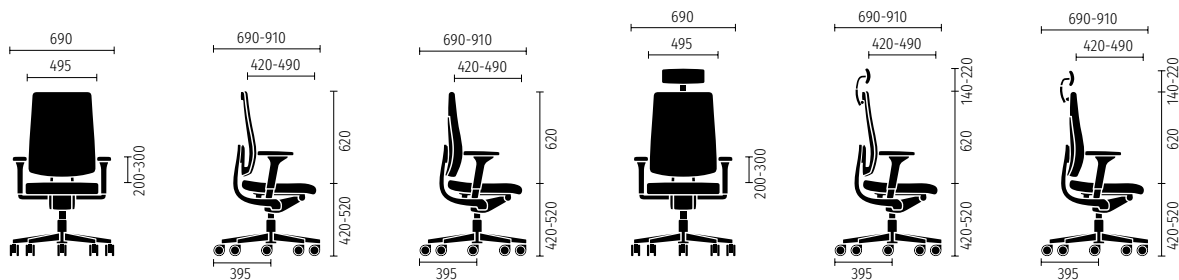
Base

Aluminium base black	■	2203-103	
Aluminium base white aluminium	□	2203-119	
Aluminium base polished	□	2203-110	113,-

Miscellaneous

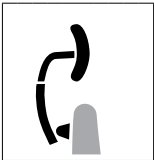

Different cover for backrest for code 7103	□	7001	31,-
Lumbar support depth adjustment for code 7201	□	6036	29,-
No lumbar support for code 7201	□	6016	- 21,-
Soft castors for hard flooring	□	6001	
Without transportation protection for castors	□	6226	
Neck support with height and tilt adjustment in black imitation leather for models in fabric, for models in leather, the leather colour matches the upholstery choice	□	7007	149,-
Coat hanger (in conjunction with code 7007)	□	6103	41,-
Armrests in the widest pre-assembled position	□	6231	

The fabric collections are suitable for 24-hour use, with warranty terms for 24hr use, for example in control centres. For normal office use (not 24-hour use) all other fabric collections can be selected in accordance with the standard warranty terms.



Sedus black dot 24 specification

► Swivel chair

Basic model	<ul style="list-style-type: none">- Backrest with membrane cover, height-adjustable lumbar support, 4D armrests with soft-touch covers, Similar mechanism with tension control, sliding seat, Sedo-lift mechanism, aluminium base black, model colour black, hard castors for soft flooring
Backrest	<ul style="list-style-type: none">- Due to the dorsokinetic joint the backrest has an additional degree of freedom of 15° for backward movements and of 8° for lateral movements of the upper body- Black plastic frame made of fibreglass-reinforced polyamide, covered with a 3D woven-knitted membrane, air- and moisture-permeable, wrinkle free, easy to clean, corresponding resilience of the membrane to retain the shape of the backrest- Membrane available in 5 different colours- Optional backrest upholstered- Upholstery thickness 50 mm- Backrest made of polypropylene- Back of backrest partially upholstered for pleasant feel to the touch- Side ends of the upholstery made of air-permeable material in different coloured knitted spacer fabric (black)- Integrated height-adjustable (80 mm) and optionally depth-adjustable (10 mm) lumbar support- Optional covered neck support with height (80 mm) and tilt adjustment (25°), for models in fabric in black imitation leather, for models in leather, the leather colour matches the upholstery choice <hr/> <ul style="list-style-type: none">- Optional coat hanger in conjunction with neck support <div><p>Height-adjustable neck support</p></div>
Armrests	<ul style="list-style-type: none">- 4D armrests with Softtouch pads in black and polished aluminium support (3484), height adjustment 100 mm (200 - 300 mm), inside width 460 - 510 mm <div><p>4D armrests with soft-touch covers</p></div>
Mechanism	<ul style="list-style-type: none">- Similar mechanism with tension control: balanced force curve due to coordinated spring concept- Seat and backrest move completely synchronised with the body- Synchronicity relationship between seat and backrest 1:2.7- Adaptation to different user weights enables sensitive latching of the rapid adjustment mechanism (leaning pressure 550 - 1500N [10N = 1 kg])- Backrest inclination to approx. 32°, can be locked in virtually continuously variable manner (11 different settings)
Seat	<ul style="list-style-type: none">- Anatomically shaped seating surface with pelvis support, seat hollow and rounded front edge of seat- Shaped foam (polyurethane foam)- Seat size: width 495 mm- Sliding seat with seat depth 420 - 490 mm
Seat height-adjustment	<ul style="list-style-type: none">- Sedo-lift mechanism: complete cushioning of body weight, even in lowest seating position, no compression of the spine when sitting down provided by hydraulic interlock, completely free of wear and tear, mechanical failure or gas lift replacement, height adjustment between 420 - 520 mm
Base	<ul style="list-style-type: none">- Aluminium base, powder-coated, black, white aluminium, white or polished aluminium- Hard or soft castors with 65 mm diameter- The backrest support always matches the star base, so a swivel chair with a polished star base automatically comes with a polished backrest support.
User weight	<ul style="list-style-type: none">- Recommended for user weights up to 150 kg

Sedus black dot 24 specification

- Standards / Certificates**
- GS label by TÜV Rheinland LGA Products GmbH / DIN EN 1335 / DIN 4573
 - Tested for harmful substances by TÜV Rheinland LGA Products GmbH
 - AGR quality seal - Healthy Backs Campaign
 - Awarded BLAUER ENGEL
 - ANSI/BIFMA X5.1-2002
 - BS 5459-2: 2000



- Design awards**
- German Design Award 2016, Nominee



- Warranty**
- Fabric collections Phoenix, Pure and leather suitable for 24-hour use, with warranty terms for 24hr use, for example in control centres. For normal office use (not 24-hour use) all other fabric collections can be selected in accordance with the standard warranty terms.
 - 5 years (see guarantee terms)
 - 30 years for Sedo-lift mechanism (see guarantee terms)
-

black dot+

sedus

The black dot+ offers more than just an ergonomic seating solution. With customisation, we create the best possible individual seating solution for each person according to their anatomical requirements.




Swivel chair from 1.113,-



Sedus black dot+

► Swivel chair

		9	4	2	0
		Atlantic	Cura	Remix	Leather
		Era	Cyber		
		Nova	Fame		
		Phoenix	Step		
			Umber		
			Imitation leather		
	bd-e03	1.275,-	1.337,-	1.362,-	1.602,-

Model colour / plastic parts

black	■	103
-------	---	-----

Armrests

4D armrests with 360° rotatable soft-touch covers	■	3424
4D armrests with 360° rotatable imitation leather covers	□	3427-4KL 169,-
Height-adjustable plastic armrests	□	3611 - 52,-
Without armrests	□	3000 - 162,-

Seat

Comfort sliding seat (70 mm adjustment range)	■	4512
---	---	------

Mechanism

Similar mechanism with tension control and forward tilt 4°	■	1105
--	---	------

Seat height-adjustment

Sedo-lift mechanism (seat height 400 to 500 mm)	■	1501
Gaslift (seat height 370 to 460 mm)	□	1503
Sedo-lift mechanism „high“ (seat height 460 to 560 mm)	□	1515

Base

Aluminium base black	■	2203-103
Aluminium base white aluminium	□	2203-119
Aluminium base polished	□	2203-110 113,-

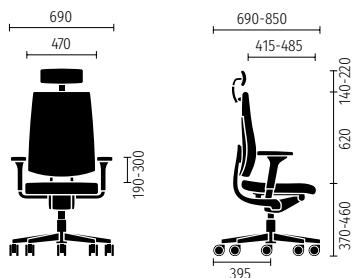
Castors / Glides

Hard castors for soft flooring	■	2700
Soft castors for hard flooring	□	2701

Miscellaneous

Backrest support with stronger backrest pressure	□	6107 35,-
Backrest support with weaker backrest pressure	□	6108 35,-
Without transportation protection for castors	□	6226
Neck support with height and tilt adjustment in black vinyl for models in fabric, for models in leather, the leather colour matches the upholstery choice	□	7007 149,-
Comfort neck support with height and tilt adjustment in black vinyl for models in fabric, for models in leather, the leather colour matches the upholstery choice	□	7018 164,-

The backrest support always matches the aluminium star base, so a swivel chair with a polished star base automatically comes with a polished backrest support. On a swivel chair with powder-coated base, the supports are always black.



Sedus black dot+ specification


► Swivel chair

Basic model


- Seat and backrest upholstered with predefined contrast stitching, height-adjustable lumbar support, model colour black, 4D armrests with 360° rotatable soft-touch covers, sliding seat, Similar mechanism with tension control and forward tilt 4°, Sedo-lift mechanism, aluminium base black, hard castors for soft flooring

Backrest

- Lordosis adjustable in height by 80 mm [210 to 290 mm]
- For considerably enhanced freedom of movement, the backrest supports and the backrest are connected to each other by an articulated dorsal-kinetic feature
- Due to the dorsokinetic joint the backrest has an additional degree of freedom of 15° for backward movements and of 8° for lateral movements of the upper body
- Aluminium backrest support and polypropylene cover plate
- Upholstery thickness 60 mm, consists of 50 mm shaped foam and a 10 mm comfort foam layer
- Back of backrest partially upholstered for pleasant feel to the touch
- Side ends of the upholstery made of air-permeable material in different coloured knitted spacer fabric [black]
- Optional backrest with stronger or weaker backrest pressure
- Optional neck support with height [80 mm] and tilt adjustment [25°], for fabric versions made of black imitation leather; for leather versions, neck support in the selected leather. Optionally with standard or comfort neck support. Upholstery thickness: standard 15 mm, comfort 40 mm.



Standard neck support with height and tilt adjustment [7007]



Comfort neck support with height and tilt adjustment [7018]

Armrests

- 4D plastic armrests with 360° rotatable soft-touch covers made of PU material [3424] or, optionally, with imitation leather covers [3427], always in black. Armrest support in black with base colour black or white aluminium. With a polished base, the armrest support is polished
- Optionally available height-adjustable plastic armrests [3611] in black, height adjustment 190 - 300 mm, clear width 490 - 520 mm



4D armrests [3424, 3427]



Height-adjustable plastic armrests [3611]

Mechanism

- Similar mechanism with tension control: balanced force curve due to coordinated spring concept
- Seat and backrest move completely synchronised with the body
- Synchronicity relationship between seat and backrest 1:2.7
- Adaptation to different user weights enables sensitive latching of the rapid adjustment mechanism (leaning pressure 450 - 1200N and 550 - 1500N [stronger spring] [10N = 1 kg])
- Backrest inclination to approx. 32°, can be locked in virtually continuously variable manner [11 different settings]
- Permanent back support even when the backrest is inclined backwards at a wide angle, due to uniform force distribution of the mechanical springs
- Optional seat tilt adjustment [+0°; +2°; +4°], less pressure against the thighs without the user sliding out of the seat pan

Seat

- Anatomically shaped seating surface with pelvis support, seat hollow and rounded front edge of seat
- Shaped foam (polyurethane foam)
- Upholstery thickness: 50 mm in the middle and 50 mm at the front edge of the seat
- Sliding seat with seat depth 415 - 485 mm, width 470 mm

Seat height-adjustment

- Sedo-lift mechanism: complete cushioning of body weight, even in lowest seating position, no compression of the spine when sitting down provided by hydraulic interlock, completely free of wear and tear, mechanical failure or gas lift replacement, height adjustment between 400 - 500 mm
- Optional gaslift for infinitely variable height adjustment 370 - 460 mm
- Optional Sedo-lift mechanism „high“, height adjustment between 460 - 560 mm

Base

- Aluminium base, powder-coated, black, white aluminium, white or polished aluminium
- Hard or soft castors with 65 mm diameter
- The backrest support always matches the star base, so a swivel chair with a polished star base automatically comes with a polished backrest support. On a swivel chair with powder-coated base, the supports are always black.

User weight

- Recommended for user weights up to 130 kg

Sedus black dot+ specification

- Standards / Certificates**
- GS label by TÜV Rheinland LGA Products GmbH / DIN EN 1335 / DIN 4573
 - QUALITY OFFICE quality seal
 - GREENGUARD certified
 - AGR quality seal - Healthy Backs Campaign
 - Awarded BLAUER ENGEL



www.blauer-engel.de/ur117

-
- Warranty**
- 5 years (see guarantee terms)
 - 30 years for Sedo-lift mechanism (see guarantee terms)
-

black dot+ ID

sedus

The black dot+ ID offers that extra bit of ergonomics. With the matching inlay cushion, the backrest becomes an individual custom-made product.






Swivel chair from 1.337,-



Sedus black dot+ ID

► Swivel chairs

		9	4	2	0
		Era Nova Phoenix	Cura Cyber Fame Step Umber Imitation leather	Remix	Leather
	mv-100	1.337,-	1.392,-	1.414,-	1.627,-
	mv-102	1.337,-	1.396,-	1.420,-	1.648,-
	mv-103	1.337,-	1.399,-	1.424,-	1.664,-

Model colour / plastic parts

black	■	103
-------	---	-----

Lumbar support

Lumbar pad - contour foam_120_20	□	1810	58,-
Lumbar pad - contour foam_120_35	□	1811	58,-
Lumbar pad - VISCO-elastic foam_120_20	□	1812	58,-
Lumbar pad - VISCO-elastic foam_120_35	□	1813	58,-
Lumbar pad - contour foam_160_20	□	1814	58,-
Lumbar pad - contour foam_160_35	□	1815	58,-
Lumbar pad - VISCO-elastic foam_160_20	□	1816	58,-
Lumbar pad - VISCO-elastic foam_160_35	□	1817	58,-
Lumbar pad - contour foam_PROF	□	1818	68,-
Lumbar pad - VISCO-elastic foam_PROF	□	1819	68,-

Armrests

4D armrests with 360° rotatable soft-touch covers	■	3424
4D armrests with 360° rotatable imitation leather covers	□	3427-4KL 169,-

Seat

Comfort sliding seat [70 mm adjustment range]	■	4512
Sliding seat [100 mm adjustment range]	□	4506 71,-
Sliding seat [70 mm adjustment range] with coccyx relief	□	4507 56,-
Sliding seat [100 mm adjustment range] with coccyx relief	□	4508 164,-

Mechanism

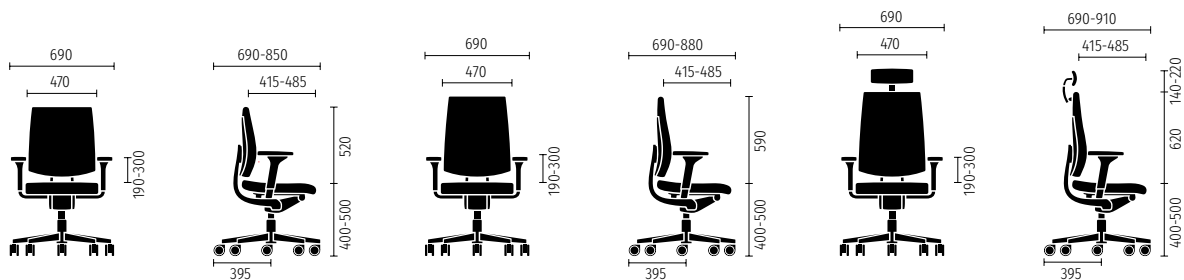
Similar mechanism with tension control and forward tilt 4°	■	1105
--	---	------

Seat height-adjustment

Sedo-lift mechanism (seat height 400 to 500 mm)	■	1501
Gaslift (seat height 370 to 460 mm)	□	1503
Sedo-lift mechanism „high“ (seat height 460 to 560 mm)	□	1515

Base

Aluminium base black	■	2203-103
Aluminium base white aluminium	□	2203-119
Aluminium base polished	□	2203-110 113,-



Sedus black dot+ ID

► Swivel chairs

Castors / Glides

Hard castors for soft flooring	■	2700
Soft castors for hard flooring	□	2701

Miscellaneous

Backrest support with stronger backrest pressure	□	6107	35,-
Backrest support with weaker backrest pressure	□	6108	35,-
Without transportation protection for castors	□	6226	
Neck support with height and tilt adjustment for mv-103 - in black imitation leather for models in fabric, for models in leather, the leather colour matches the upholstery choice	□	7007	149,-
Comfort neck support with height and tilt adjustment for mv-103 - in black imitation leather for models in fabric, for models in leather, the leather colour matches the upholstery choice	□	7018	164,-

Accessories mv-001

Lumbar pad - contour foam_120_20	□	1810	
Lumbar pad - contour foam_120_35	□	1811	58,-
Lumbar pad - VISCO-elastic foam_120_20	□	1812	58,-
Lumbar pad - VISCO-elastic foam_120_35	□	1813	58,-
Lumbar pad - contour foam_160_20	□	1814	58,-
Lumbar pad - contour foam_160_35	□	1815	58,-
Lumbar pad - VISCO-elastic foam_160_20	□	1816	58,-
Lumbar pad - VISCO elastic foam_160_35	□	1817	58,-
Lumbar pad - contour foam_PROF	□	1818	68,-
Lumbar pad - VISCO-elastic foam_PROF	□	1819	68,-
Lumbar pad set (1820) consisting of inlay 1810 - 1819	□	1820	597,-

The backrest support always matches the aluminium star base, so a swivel chair with a polished star base automatically comes with a polished backrest support. On a swivel chair with powder-coated base, the supports are always black.

Sedus black dot+ ID specification

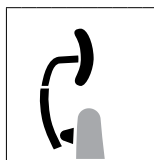
► Swivel chairs

Basic model

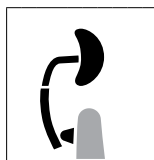
- Seat and backrest upholstered with predefined contrast stitching, model colour black, 4D armrests with 360° rotatable soft-touch covers, sliding seat (60 mm), Similar mechanism with tension control and forward tilt 4°, Sedo-lift mechanism, aluminium base black, hard castors for soft flooring

Backrest

- Optional ergonomic inlay upholstery for precise support of the lumbar vertebra. By means of the zips in the fabric cover and the interior scale markings on the backrest, the pad can be easily positioned and also adjusted, if required. Available in five different sizes and depths. Two different types of foam with different degrees of hardness: made of firmer contour foam or VISCO-elastic foam, which adapts perfectly to the body and thus reduces pressure points.
- For considerably enhanced freedom of movement, the backrest supports and the backrest are connected to each other by an articulated dorsal-kinetic feature
- Due to the dorsokinetic joint the backrest has an additional degree of freedom of 15° for backward movements and of 8° for lateral movements of the upper body
- Aluminium backrest support and polypropylene cover plate
- Backrest foamed around with polyether foam
- Upholstery thickness 60 mm, consists of 50 mm shaped foam and a 10 mm comfort foam layer
- Back of backrest partially upholstered for pleasant feel to the touch
- Side ends of the upholstery made of air-permeable material in different coloured knitted spacer fabric (black)
- Optional backrest with stronger or weaker backrest pressure
- Optional for versions with the high backrest: neck support with height (80 mm) and tilt adjustment (25°), for fabric versions made of black vinyl; for leather versions, neck support in the selected leather; upholstery thickness: standard 15 mm, comfort 40 mm



Standard height-adjustable and swivel neck support (7007)



Comfort neck support with height and tilt adjustment (7018)

Armrests

- 4D plastic armrests with 360° rotatable soft-touch covers made of PUR material or, optionally, with imitation leather covers, always in black. Armrest support in black with base colour black or white aluminium. With a polished base, the armrest support is polished.



4D armrests

Mechanism

- Similar mechanism with tension control: balanced force curve due to coordinated spring concept
- Seat and backrest move completely synchronised with the body
- Synchronicity relationship between seat and backrest 1:2.7
- Adaptation to different user weights enables sensitive latching of the rapid adjustment mechanism (leaning pressure 450 - 1200N and 550 - 1500N [stronger spring] [10N = 1 kg])
- Backrest inclination to approx. 32°, can be locked in virtually continuously variable manner (11 different settings)
- Permanent back support even when the backrest is inclined backwards at a wide angle, due to uniform force distribution of the mechanical springs
- Seat tilt adjustment [+0°; +2°; +4°], less pressure against the thighs without the user sliding out of the seat pan

Seat

- Anatomically shaped seating surface with pelvis support, seat hollow and rounded front edge of seat
- Shaped foam (polyurethane foam)
- Upholstery thickness: 50 mm in the middle and 50 mm at the front edge of the seat
- Sliding seat with adjustment range 70 mm [seat depth 415 - 485 mm], width 470 mm, optionally with coccyx relief
- Optional sliding seat with adjustment range 100 mm [seat depth 395 - 495 mm], width 470 mm, also possible with coccyx relief

Seat height-adjustment

- Sedo-lift mechanism: complete cushioning of body weight, even in lowest seating position, no compression of the spine when sitting down provided by hydraulic interlock, completely free of wear and tear, mechanical failure or gas lift replacement, height adjustment between 400 - 500 mm
- Optional gaslift for infinitely variable height adjustment 370 - 460 mm
- Optional Sedo-lift mechanism „high“, height adjustment between 460 - 560 mm

Base

- Aluminium base, powder-coated, black, white aluminium or polished aluminium
- Hard or soft castors with 65 mm diameter
- The backrest support always matches the star base, so a swivel chair with a polished star base automatically comes with a polished backrest support. On a swivel chair with powder-coated base, the supports are always black.

Sedus black dot+ ID specification

User weight – Recommended for user weights up to 130 kg

Standards / Certificates

- GS label by TÜV Rheinland LGA Products GmbH / DIN EN 1335 / DIN 4573
- QUALITY OFFICE quality seal
- GREENGUARD certified
- AGR quality seal - Healthy Backs Campaign
- Awarded BLAUER ENGEL



Warranty

- 5 years [see guarantee terms]
- 30 years for Sedo-lift mechanism [see guarantee terms]

early bird

sedus

The open, balanced shape is reflected in its functional qualities. early bird is an office swivel chair offering sophisticated technology, ergonomical and long-lasting quality and numerous fitting options.





Swivel chair from 921,-



Sedus early bird

► Swivel chairs

		9	4	2	0
		Atlantic	Cura	Nobel	Leather
		Era	Cyber	Remix	
		Nova	Fame	Customer's Own Leather	
		One	Step		
		Phoenix	Imitation leather		
		Customer's Own			
	eb-100	1.175,-	1.230,-	1.252,-	1.465,-
	eb-102	1.271,-	1.330,-	1.354,-	1.582,-

Model colour / plastic parts

black	■	103
-------	---	-----

Armrests

3D armrests with soft-touch covers	■	3314	
3D armrests with leather covers in black leather for models in fabric, for models in leather, the leather colour matches the upholstery choice	□	3312	105,-
Without armrests	□	3000	- 200,-

Mechanism

Similar mechanism with tension control	■	1101	
Similar mechanism with tension control and forward tilt 4°	□	1105	37,-

Seat height-adjustment

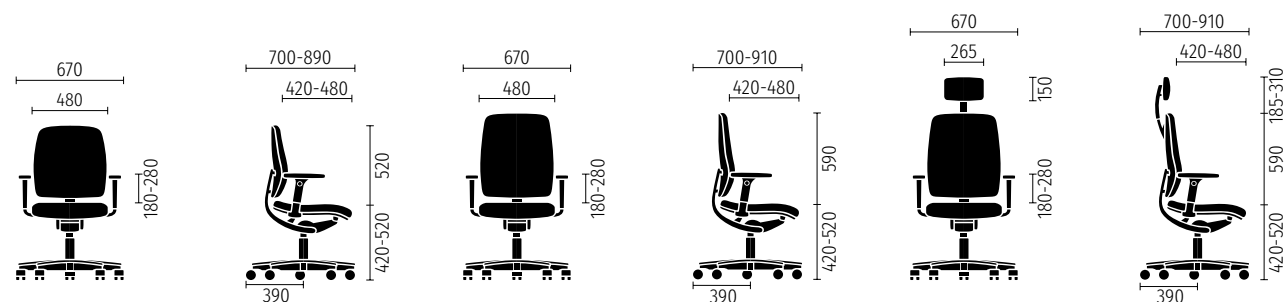
Sedo-lift mechanism	■	1501	
Gaslift	□	1503	- 54,-
Gaslift for seat height 430 – 645 mm	□	1511	- 37,-

Base

Aluminium base black	■	2203-103	
Aluminium base white aluminium	□	2203-119	
Aluminium base polished / back support black	□	2203-117	110,-
Aluminium base polished / back support polished	□	2203-110	113,-

Miscellaneous

Different cover for backrest	□	7001	31,-
Sliding seat (adjustment range 60 mm)	□	6003	69,-
Fire protection version in combination with the cover fabrics Fame, Nobel, One or Step	□	6004	15,-
Soft castors for hard flooring	□	6001	
Without transportation protection for castors	□	6226	
Backrest support with stronger backrest pressure	□	6107	37,-
Adjustable neck support in black imitation leather for eb-102 in fabric with armrests	□	7006-4KL	140,-
Adjustable neck support for eb-102 in leather with armrests	□	7006-0**	167,-



Sedus early bird specification

► Swivel chairs

Basic model

- Backrest upholstered, height-adjustable lumbar support, 3D armrests with soft-touch covers, Similar mechanism with tension control, Sedo-lift mechanism, aluminium base black, model colour black, hard castors for soft flooring

Backrest

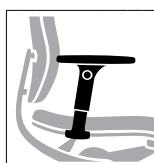
- Integrated lumbar support, height adjustable 100 mm
- Upholstery thickness 40 mm
- Optional neck support for versions with high backrest and armrests. For fabric versions, neck support in black imitation leather; for versions in leather, neck support in the selected leather.



Adjustable neck support

Armrests

- 3D armrests with soft-touch or leather covers, height adjustment 100 mm (180 - 280 mm)



3D armrests with leather or soft-touch covers

Mechanism

- Similar mechanism with tension control: balanced force curve due to coordinated spring concept
- Seat and backrest move completely synchronised with the body
- Backrest inclination to approx. 32°, can be locked in virtually continuously variable manner (11 different settings)
- Synchronicity relationship between seat and backrest 1:2.7
- Adaptation to different user weights enables sensitive latching of the rapid adjustment mechanism (leaning pressure 450 - 1200N and 550 - 1500N [stronger spring] [10N = 1 kg])
- Permanent back support even when the backrest is inclined backwards at a wide angle, thanks to uniform force distribution of the mechanical springs
- Optional seat-inclination adjustment mechanism [- 4°] for even less pressure on the upper thighs

Seat

- Anatomically shaped seating surface with pelvis support, seat hollow and rounded front edge of seat
- Shaped foam (polyurethane foam)
- Upholstery thickness 40 mm
- Width 480 mm, depth 420 mm
- Optional sliding seat with seat depth 420 - 480 mm

Seat height-adjustment

- Sedo-lift mechanism: complete cushioning of body weight, even in lowest seating position, no compression of the spine when sitting down provided by hydraulic interlock, completely free of wear and tear, mechanical failure or gas lift replacement, height adjustment between 420 - 520 mm
- Optional gas spring for infinitely variable height adjustment 420 - 530 mm

Base

- Aluminium base, powder-coated, black or white aluminium
- Optional aluminium base polished, back support black or polished
- Hard or soft castors with 65 mm diameter

User weight

- Recommended for user weights up to 120 kg

Standards / Certificates

- GS label by TÜV Rheinland LGA Products GmbH / DIN EN 1335 / DIN 4573
- QUALITY OFFICE quality seal
- Ergonomics Certificate by TÜV Rheinland LGA Products GmbH
- GREENGUARD certified
- AGR quality seal - Healthy Backs Campaign



Warranty

- 5 years [see guarantee terms]
- 30 years for Sedo-lift mechanism [see guarantee terms]

open mind

sedus

open mind embodies the Sedus concept of dynamic sitting – with no compromises. The swivel chair's optical centre of attention is the back frame and backrest support in one piece.



Swivel chair from 1.050,-



Swivel chair with a counter design from 1.469,-



Sedus open mind

► Swivel chair



um-100

9	4	2	0
Atlantic	Cura	Nobel	Leather
Era	Cyber	Remix	
Nova	Fame	Tempt	
One	Step	Customer's Own Leather	
Phoenix	Umber		
Customer's Own	Imitation leather		

1.241,-

1.278,-

1.293,-

1.436,-

Upholstery

Seat upholstered, backrest with membrane cover	■ 7201	
Seat upholstered, backrest with flat upholstery pad (Nova is excluded)	□ 7202-9**	164,-
Seat upholstered, backrest with flat upholstery pad (Cyber is excluded)	□ 7202-4**	190,-
Seat upholstered, backrest with flat upholstery pad (Nobel is excluded)	□ 7202-2**	201,-
Seat upholstered, backrest with flat upholstery pad	□ 7202-0**	301,-

Membrane

black	■ M20	
mid-grey	□ M24	
sage green	□ M27	
terra red	□ M28	
sand	□ M29	

Model colour / plastic parts

black	■ 103	
-------	-------	--

Armrests

3D armrests with soft-touch covers	■ 3314	
Without armrests	□ 3000	- 191,-

Mechanism

Similar mechanism with tension control	■ 1101	
Similar mechanism with tension control and forward tilt 4°	□ 1105	36,-

Seat height-adjustment

Sedo-lift mechanism III	■ 1514	
Gaslift for counter design with footring	□ 1513	228,-

Base

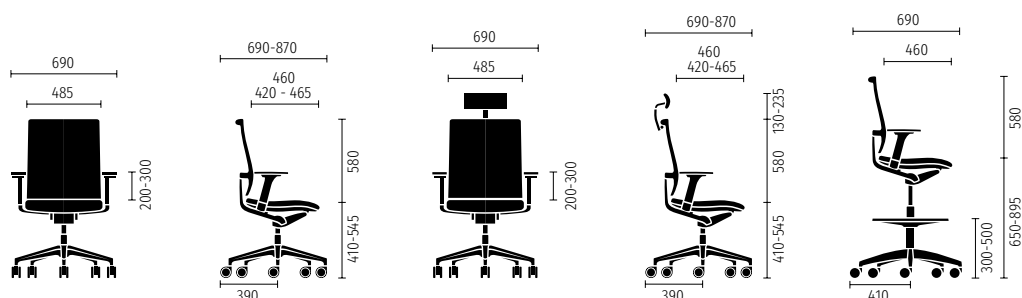
Aluminium base black	■ 2203-103	
Aluminium base white aluminium	□ 2203-119	
Aluminium base polished	□ 2203-110	113,-

Miscellaneous

Soft castors for hard flooring – not for counter design	□ 6001	
Sliding seat (adjustment range 50 mm) – not for counter design	□ 6003	67,-
Fire protection version in combination with membrane cover (7201) and the fabrics Fame, Nobel, One, Step	□ 6004	10,-
Adjustable lumbar support	□ 6006	54,-
Coat hanger (in conjunction with code 7007)	□ 6103	41,-
Without transportation protection for castors	□ 6226	
Different cover for backrest for code 7202	□ 7001	31,-
Neck support with height and tilt adjustment in black imitation leather for models in fabric, for models in leather, the leather colour matches the upholstery choice	□ 7007	149,-

Counter design in conjunction with:

- Similar mechanism code 1101
- Gaslift for counter design with footring code 1513
- Aluminium base code 2203
- Armrests code 3314
- Constantly braked castors




Sedus open mind specification

► Swivel chair

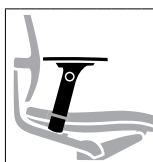
- Basic model**
- Backrest with membrane cover, 3D armrests with soft-touch covers, Similar mechanism with tension control, Sedo-lift mechanism, aluminium base black, model colour black, hard castors for soft flooring

- Backrest**
- Backrest of frame fitted with membrane, optional flat cushion
 - Optional neck support fully covered with height and angle adaptation, adjustment range 105 mm, forwards inclination 25°, for models in fabric in black imitation leather, for models in leather, the leather colour matches the upholstery choice
 - Optional lumbar support with height adjustment, fully covered with material, with 100 mm height adjustment for precise fit around user's back



Height-adjustable neck support

- Armrests**
- 3D armrests with soft-touch covers, height adjustment 100 mm (200 - 300 mm), clear width 500 mm, in conjunction with sliding seat 445 - 510 mm



3D armrests with soft-touch covers



3D armrests in conjunction with sliding seat

- Mechanism**
- Similar mechanism with tension control: balanced force curve due to coordinated spring concept
 - Seat and backrest move completely synchronised with the body
 - Backrest inclination to approx. 32°, can be locked in virtually continuously variable manner (11 different settings)
 - Synchronicity relationship between seat and backrest 1:2.7
 - Adaptation to different user weights enables sensitive latching of the rapid adjustment mechanism (leaning pressure 450 - 1200N and 550 - 1500N [stronger spring] [10N = 1 kg])
 - Permanent back support even when the backrest is inclined backwards at a wide angle, due to uniform force distribution of the mechanical springs
 - Optional seat-inclination adjustment mechanism [- 4°] for even less pressure on the upper thighs

- Seat**
- Anatomically shaped seating surface with pelvis support, seat hollow and rounded front edge of seat
 - Shaped foam (polyurethane foam)
 - Upholstery thickness 40 mm
 - Width 485 mm, depth 460 mm
 - Optional sliding seat with seat depth 420 - 465 mm

- Seat height-adjustment**
- Sedo-lift mechanism III: complete cushioning of body weight, even in lowest seating position, no compression of the spine when sitting down provided by pneumatic interlock, completely free of wear and tear, mechanical failure or gas lift replacement, height adjustment between 415 - 545 mm
 - Optional gaslift for counter design with footring

- Base**
- Aluminium base, powder-coated, black, white aluminium, white or polished aluminium
 - Hard or soft castors with 65 mm diameter

Sedus open mind specification

Counter design

- Footring with 19 mm wide surface area, height-adjustable from 300 to 500 mm, diameter of 500 mm
- Footring and gas spring in black, footring finish in brushed aluminium
- Seat height 650 - 895 mm
- Constantly braked castors for safe mounting with full mobility of the chair, always with soft covering for improved grip even on smooth floors, 65 mm diameter
- Recommended for user weights up to 110 kg
- GS label by TÜV Rheinland LGA Products GmbH / DIN EN 1335
- AGR quality seal - Healthy Backs Campaign



Footring

User weight

- Recommended for user weights up to 120 kg

Standards / Certificates

- GS label by TÜV Rheinland LGA Products GmbH / DIN EN 1335 / DIN 4573
- Ergonomics Certificate by TÜV Rheinland LGA Products GmbH
- Tested for harmful substances by TÜV Rheinland LGA Products GmbH
- QUALITY OFFICE quality seal
- GREENGUARD certified
- AGR quality seal - Healthy Backs Campaign



Design awards

- Design Award of the Federal Republic of Germany, 2004, Commendation
- iF product design award 2003, Discipline Product
- Red Dot Design Award 2003



reddot design award

Warranty

- 5 years (see guarantee terms)
- 30 years for Sedo-lift mechanism (see guarantee terms)

open up

sedus

With an opening angle of up to 45° open up has redefined freedom of movement in the office. The product family with the delicate design also includes the conference swivel chair and the cantilever chair.



Swivel chair from 1.402,-





Swivel partner chair from 1.069,-



Cantilever visitor chair from 734,-

Sedus open up

► Swivel chairs

		9	4	2	Premium	0
		Atlantic Era Nova One Phoenix Customer's Own	Cura Cyber Fame Step Umber Imitation leather	Nobel Remix Tempt Customer's Own Leather	Serpentine Vanir	Leather
	up-100	1.509,-	1.546,-	1.561,-	1.659,-	1.704,-
	up-103	1.671,-	1.708,-	1.723,-	1.821,-	1.866,-

Upholstery

Seat upholstered, backrest with membrane cover	■	7201	
Seat upholstered, backrest with flat upholstery pad (Nova is excluded)	□	7202-9**	164,-
Seat upholstered, backrest with flat upholstery pad (Cyber is excluded)	□	7202-4**	189,-
Seat upholstered, backrest with flat upholstery pad (Nobel is excluded)	□	7202-2**	199,-
Seat upholstered, backrest with flat upholstery pad	□	7202-1**	265,-
Seat upholstered, backrest with flat upholstery pad	□	7202-0**	296,-

Membrane

black	■	M20	
mid-grey	□	M24	
sage green	□	M27	
terra red	□	M28	
sand	□	M29	

Model colour / plastic parts

black	■	103	
-------	---	-----	--

Armrests

Standard armrests with soft-touch covers	■	3114	
Standard armrests with leather covers in black leather for models in fabric, for models in leather, the leather colour matches the upholstery choice	□	3112	161,-
3D armrests with soft-touch covers	□	3314	86,-
3D armrests with leather covers in black leather for models in fabric, for models in leather, the leather colour matches the upholstery choice	□	3312	188,-
Without armrests	□	3000	- 107,-

Mechanism

Similar mechanism with tension control	■	1101	
Similar mechanism with tension control and forward tilt 4°	□	1105	36,-

Seat height-adjustment

Gaslift with mechanical depth-springing	■	1506	
---	---	------	--

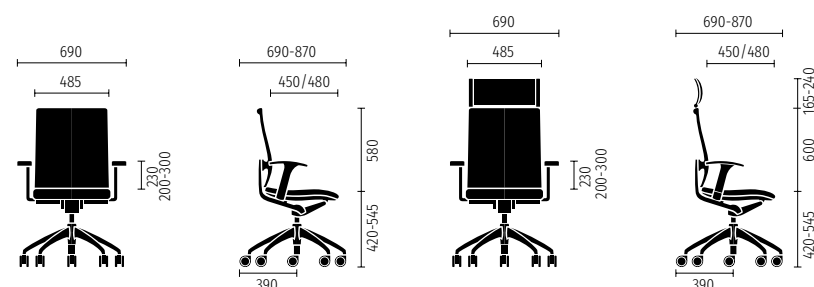
Base

Aluminium base black	■	2203-103	
Aluminium base white aluminium	□	2203-119	
Aluminium base polished	□	2203-110	113,-

Miscellaneous

Soft castors for hard flooring	□	6001	
Large seat with 30 mm larger in seat depth and width	□	6002	21,-
Fire protection version in combination with membrane cover (7201) and the fabrics Fame, Nobel, One, Step	□	6004	10,-
Adjustable lumbar support	□	6006	54,-
Backrest support with stronger backrest pressure	□	6107	36,-
Without transportation protection for castors	□	6226	
Different cover for backrest for code 7202	□	7001	31,-

Neck support in leather black for models in fabric, for models in leather, the leather colour matches the upholstery choice.



Sedus open up

► Swivel partner chair



up-201

9	4	2	Premium	0
Atlantic	Cura	Nobel	Serpentine	Leather
Era	Cyber	Remix	Vanir	
Nova	Fame	Tempt		
One	Step	Customer's Own		
Phoenix	Umber	Leather		
Customer's Own	Imitation leather			
1.176,-	1.213,-	1.228,-	1.326,-	1.371,-

Upholstery

Seat upholstered, backrest with membrane cover	■ 7201	
Seat upholstered, backrest with flat upholstery pad (Nova is excluded)	□ 7202-9**	164,-
Seat upholstered, backrest with flat upholstery pad (Cyber is excluded)	□ 7202-4**	190,-
Seat upholstered, backrest with flat upholstery pad (Nobel is excluded)	□ 7202-2**	201,-
Seat upholstered, backrest with flat upholstery pad	□ 7202-1**	269,-
Seat upholstered, backrest with flat upholstery pad	□ 7202-0**	301,-

Membrane

black	■ M20
mid-grey	□ M24
sage green	□ M27
terra red	□ M28
sand	□ M29

Model colour / plastic parts

black	■ 103
-------	-------

Armrests

Standard armrests with soft-touch covers	■ 3114	
Standard armrests with leather covers in black leather for models in fabric, for models in leather, the leather colour matches the upholstery choice	□ 3112	161,-
Without armrests	□ 3000	- 107,-

Seat height-adjustment

Central seat spring, not height-adjustable	■ 1601
Gaslift with mechanical depth-springing	□ 1506

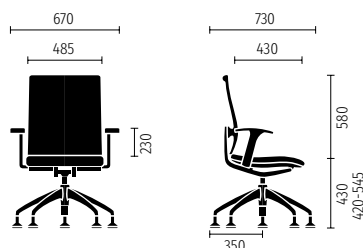
Base

Aluminium base black	■	2203-103	
Aluminium base white aluminium	□	2203-119	
Aluminium base polished	□	2203-110	113,-

Miscellaneous

Soft castors for hard flooring	□ 6001	36,-
Fire protection version in combination with membrane cover (7201) and the fabrics Fame, Nobel, One, Step	□ 6004	10,-
Adjustable lumbar support	□ 6006	54,-
Hard castors for soft flooring	□ 6008	36,-
Felt glides	□ 6201	11,-
Without transportation protection for castors	□ 6226	
Different cover for backrest (for code 7202)	□ 7001	31,-

open up



Sedus open up

► Cantilever visitor chair



up-233

9	4	2	Premium	0
Atlantic	Cura	Nobel	Serpentine	Leather
Era	Cyber	Remix	Vanir	
Nova	Fame	Tempt		
One	Step	Customer's Own		
Phoenix	Umber	Leather		
Customer's Own	Imitation leather			

734,-

769,-

786,-

884,-

929,-

Upholstery

Seat upholstered, backrest with membrane cover	■ 7201	
Seat upholstered, backrest with flat upholstery pad (Nova is excluded)	□ 7202-9**	116,-
Seat upholstered, backrest with flat upholstery pad (Cyber is excluded)	□ 7202-4**	141,-
Seat upholstered, backrest with flat upholstery pad (Nobel is excluded)	□ 7202-2**	151,-
Seat upholstered, backrest with flat upholstery pad	□ 7202-1**	217,-
Seat upholstered, backrest with flat upholstery pad	□ 7202-0**	248,-

Miscellaneous

Fire protection version in combination with membrane cover (7201) and the fabrics Fame, Nobel, One, Step	□ 6004	10,-
Felt glides	□ 6201	11,-
Plastic glides	□ 6202	11,-
Stacking protection	□ 6218	41,-
Different cover for backrest for code 7202	□ 7001	31,-

Membrane

black	■ M20	
mid-grey	□ M24	
sage green	□ M27	
terra red	□ M28	
sand	□ M29	

Model colour / plastic parts

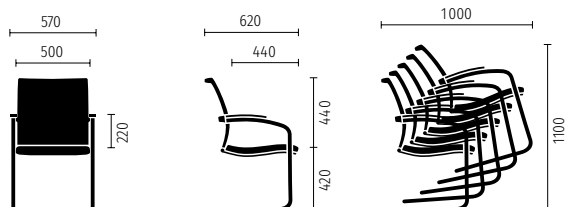
black	■ 103	
-------	-------	--

Armrests

Steel armrests with plastic covers	■ 3141	
Steel armrests with leather covers in black leather for models in fabric, for models in leather, the leather colour matches the upholstery choice	□ 3142	125,-


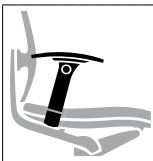









Frame

Steel frame, not stackable, black	■ 8002-103	
Steel frame, not stackable, white aluminium	□ 8002-119	
Steel frame, not stackable, chromed	□ 8002-100	71,-
Steel frame, stackable, black	□ 8001-103	
Steel frame, stackable, white aluminium	□ 8001-119	
Steel frame, stackable, chromed	□ 8001-100	71,-



Sedus open up specification

► Swivel chairs

Basic model	<ul style="list-style-type: none"> - Backrest with membrane cover, armrests with soft-touch covers, Similar mechanism with tension control, gaslift with mechanical depth-springing, aluminium base black, model colour black, hard castors for soft flooring
Backrest	<ul style="list-style-type: none"> - Backrest of frame fitted with membrane, optional flat cushion - Flexible connection to the backrest frame (dorsokinetic system) ; in combination with the similar mechanism the backrest reaches wide open angle of 45 ° (depends on the weight of the user) - Optional height adjustable lumbar support, upholstered with black fabric, 100 mm height adjustable for precise adaptation to the back of the user - Neck support completely recovered with leather, adjustable in height and tilt, vertical 90 mm, forward 80 °; in black leather for models in fabric, for models in leather, the leather colour matches the upholstery choice
Armrests	<ul style="list-style-type: none"> - Standard armrests with soft-touch or leather covers - Optinal 3D armrests with soft-touch or leather covers, height adjustment 100 mm (200 - 300 mm) <div>  <p>Standard armrests with soft-touch or leather covers</p>  <p>3D armrests</p> </div>
Mechanism	<ul style="list-style-type: none"> - Similar mechanism with tension control: balanced force curve due to coordinated spring concept - Seat and backrest move completely synchronised with the body - Synchronicity relationship between seat and backrest 1:2.7 - Adaptation to different user weights enables sensitive latching of the rapid adjustment mechanism (leaning pressure 450 - 1200N and 550 - 1500N (stronger spring) [10N = 1 kg]) - Backrest inclination to approx. 35°, can be locked in virtually continuously variable manner (11 different settings) - Permanent back support even when the backrest is inclined backwards at a wide angle, due to uniform force distribution of the mechanical springs - Optional seat-inclination adjustment mechanism [- 4°] for even less pressure on the upper thighs
Seat	<ul style="list-style-type: none"> - Anatomically shaped seating surface with pelvis support, seat hollow and rounded front edge of seat - Shaped foam (polyurethane foam) - Upholstery thickness 40 mm - Width 485 mm, depth 450 mm, optional large seating 485 x 480 mm
Seat height-adjustment	<ul style="list-style-type: none"> - Gaslift with mechanical depth-springing: reinforced cushioning of the body's weight even in the lowest seat position, height adjustment 420 - 545 mm
Base	<ul style="list-style-type: none"> - Aluminium base, powder-coated, black, white aluminium, white or polished aluminium - Hard or soft castors with 65 mm diameter
User weight	<ul style="list-style-type: none"> - Recommended for user weights up to 120 kg
Standards / Certificates	<ul style="list-style-type: none"> - GS label by TÜV Rheinland LGA Products GmbH / DIN EN 1335 / DIN 4573 - Ergonomics Certificate by TÜV Rheinland LGA Products GmbH - Tested for harmful substances by TÜV Rheinland LGA Products GmbH - QUALITY OFFICE quality seal - GREENGUARD certified - AGR quality seal - Healthy Backs Campaign <div>          </div>

Sedus open up specification

- Design awards**
- iF product design award 2001, Discipline Product
 - Red Dot Design Award 2000
 - Design Award of the Federal Republic of Germany, 2002
 - best of NeoCon 2001, silver award
 - Baden-Württemberg International Design Award 2003



reddot design award



DESIGNPREIS
2002

- Warranty**
- 5 years (see guarantee terms)

► Swivel partner chair

- Basic model**
- Backrest with membrane cover, armrests with soft-touch covers, central seat spring, aluminium base black, model colour black, stainless steel glides

- Backrest**
- Backrest of frame fitted with membrane, optional flat cushion
 - Optional height adjustable lumbar support, upholstered with black fabric, 100 mm height adjustable for precise adaptation to the back of the user

- Armrests**
- Standard armrests with soft-touch or leather covers

- Seat**
- Anatomically shaped seating surface with pelvis support, seat hollow and rounded front edge of seat
 - Shaped foam (polyurethane foam)
 - Upholstery thickness 40 mm
 - Width 485 mm, depth 430 mm

- Seat height-adjustment**
- Central seat spring, not height-adjustable, seat height 430 mm
 - Optional gaslift with mechanical depth-springing: reinforced cushioning of the body's weight even in the lowest seat position, height adjustment 420 - 545 mm

- Base**
- Stainless steel glides, optional felt glides
 - Aluminium base powder coated black, white aluminium or polished aluminium
 - Optionally with hard or soft castors (diameter 65 mm)

- Standards / Certificates**
- GREENGUARD certified



- Design awards**
- iF product design award 2001, Discipline Product



- Warranty**
- 5 years (see guarantee terms)

Sedus open up specification

► Cantilever visitor chair

Basic model – Backrest with membrane cover, steel armrests with plastic covers, steel frame not stackable black, model colour black

Backrest – Backrest of frame fitted with membrane, optional flat cushion

Armrests – Steel armrests with plastic covers (polypropylene) or leather covers

Seat

- Shaped foam (polyurethane foam)
- Upholstery thickness 40 mm
- Height 500 mm, width 440 mm

Frame

- Steel frame, diameter 25 mm, tube wall thickness 2 mm
- Stackable to 5 units or not stackable

User weight – Recommended for user weights up to 110 kg (up to 150 kg for non-constant use)

Standards / Certificates

- GS label by TÜV Rheinland LGA Products GmbH / DIN EN 16139 L1
- Tested for harmful substances by TÜV Rheinland LGA Products GmbH
- QUALITY OFFICE quality seal
- GREENGUARD certified



Design awards – iF product design award 2001, Discipline Product



Warranty – 5 years (see guarantee terms)

open up modern classic

sedus

Maximum freedom of movement coupled with timeless design characterise the swivel chair open up. Now available as a “modern classic” with a cover made of pure aniline leather – for the highest demands in the office and conference room.



Swivel chair from 3.878,-



Cantilever visitor chair from 2.006,-

Sedus open up modern classic

► Swivel chair

0
Leather



up-133

3.878,-

Armrests

3D armrests with leather covers - the leather colour matches the upholstery choice	■ 3312
--	--------

Mechanism

Similar mechanism with tension control	■ 1101
--	--------

Seat height-adjustment

Gaslift with mechanical depth-springing	■ 1506
---	--------

Base

Aluminium base polished	■ 2203-110
-------------------------	------------

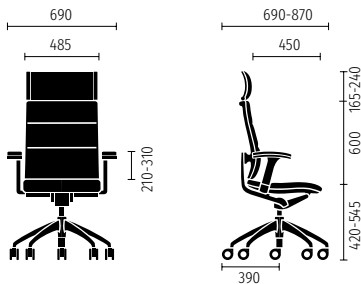
Leather

Leather brown	□ 06B
Leather cognac	□ 06C
Leather dark brown	□ 06D
Leather black	□ 06S

Miscellaneous

Without transportation protection for castors	□ 6226
Soft castors for hard flooring	□ 6001
Backrest support with stronger backrest pressure	□ 6107 35,-

open up modern classic



Sedus open up modern classic

► Cantilever visitor chair

0
Leather



up-238

2.006,-

Model colour / plastic parts

black	■ 103
-------	-------

Armrests

Steel armrests with leather covers - the leather colour matches the upholstery choice	■ 3142
---	--------

Frame

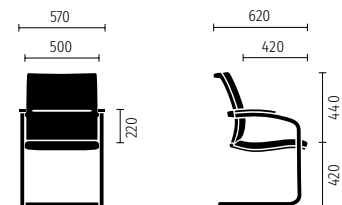
Steel frame, not stackable, chromed	■ 8002-100
-------------------------------------	------------

Leather

Leather brown	□ 06B
Leather cognac	□ 06C
Leather dark brown	□ 06D
Leather black	□ 06S

Miscellaneous

Plastic glides	□ 6202	11,-
Felt glides	□ 6201	11,-



Recommended retail prices in Euro exclusive of VAT [2025.01]

All dimensions in mm

Sedus open up modern classic specification

► Swivel chair

Basic model	<ul style="list-style-type: none">- Dorsokinetic backrest, neck support, seat and armrest pads covered with the highest quality leather, 3D armrests, Similar mechanism with tension control, gaslift with mechanical depth-springing, aluminium base polished, hard castors for soft flooring
Backrest	<ul style="list-style-type: none">- Backrest frame with triple stitched backrest upholstery in premium leather version- Flexible connection to the backrest frame (dorsokinetic system) ; in combination with the similar mechanism the backrest reaches wide open angle of 45 ° (depends on the weight of the user)- Neck support completely recovered with leather, adjustable in height and tilt, vertical 90 mm, forward 80 °
Armrests	<ul style="list-style-type: none">- 3D armrests with leather covers, height adjustment 100 mm (210 - 310 mm)
Mechanism	<ul style="list-style-type: none">- Similar mechanism with tension control: balanced force curve due to coordinated spring concept- Seat and backrest move completely synchronised with the body- Synchronicity relationship between seat and backrest 1:2.7- Adaptation to different user weights enables sensitive latching of the rapid adjustment mechanism (leaning pressure 450 - 1200N and 550 - 1500N (stronger spring) [10N = 1 kg])- Backrest inclination to approx. 35°, can be locked in virtually continuously variable manner (11 different settings)- Permanent back support even when the backrest is inclined backwards at a wide angle, due to uniform force distribution of the mechanical springs
Seat	<ul style="list-style-type: none">- Anatomically shaped seating surface with pelvis support, seat hollow and rounded front edge of seat- Shaped foam (polyurethane foam)- Upholstery thickness 40 mm- Width 485 mm, depth 450 mm
Seat height-adjustment	<ul style="list-style-type: none">- Gaslift with mechanical depth-springing: reinforced cushioning of the body's weight even in the lowest seat position, height adjustment 420 - 545 mm
Base	<ul style="list-style-type: none">- Aluminium base polished- Hard or soft castors with 65 mm diameter
User weight	<ul style="list-style-type: none">- Recommended for user weights up to 120 kg
Warranty	<ul style="list-style-type: none">- 5 years (see guarantee terms)

► Cantilever visitor chair

Basic model	<ul style="list-style-type: none">- Backrest, seat and armrest pads covered with the highest quality leather, steel frame not stackable chromed, model colour black
Armrests	<ul style="list-style-type: none">- Steel armrests with leather covers
Seat	<ul style="list-style-type: none">- Shaped foam (polyurethane foam)- Upholstery thickness 40 mm- Height 500 mm, width 420 mm
Frame	<ul style="list-style-type: none">- Steel frame, diameter 25 mm, tube wall thickness 2 mm
User weight	<ul style="list-style-type: none">- Recommended for user weights up to 110 kg (up to 150 kg for non-constant use)
Warranty	<ul style="list-style-type: none">- 5 years (see guarantee terms)

crossline

sedus

The heart of crossline is the patented Similar-Plus mechanism that makes sitting a “perfectly balanced” experience and ensures a previously unattainable even sequence of movements.



Swivel chair from 1.122,-





Swivel partner chair from 1.034,-



Sedus crossline

► Swivel chairs

		9	4	2	Premium	0
		Atlantic Era Nova Phoenix Customer's Own	Cura Cyber Fame Step Umber Imitation leather	Nobel Remix Customer's Own Leather	Serpentine Vanir	Leather
	cn-100	1.322,-	1.383,-	1.408,-	1.569,-	1.643,-
	cn-103	1.595,-	1.679,-	1.713,-	1.935,-	2.037,-

Model colour / plastic parts

black	■ 103
-------	-------

Armrests

Multifunction armrests in plastic with soft-touch covers	■ 3714
Multifunction armrests in plastic with leather covers in black leather for models in fabric, for models in leather, the leather colour matches the upholstery choice	□ 3712 106,-
Without armrests	□ 3000 - 149,-

Mechanism

Similar-Plus mechanism with tension control, pre-selectable backrest opening angle	■ 1108
Similar-Plus mechanism with tension control and forward tilt to 4°, pre-selectable backrest opening angle	□ 1109 39,-

Seat height-adjustment

Sedo-lift mechanism III	■ 1514
-------------------------	--------

Base

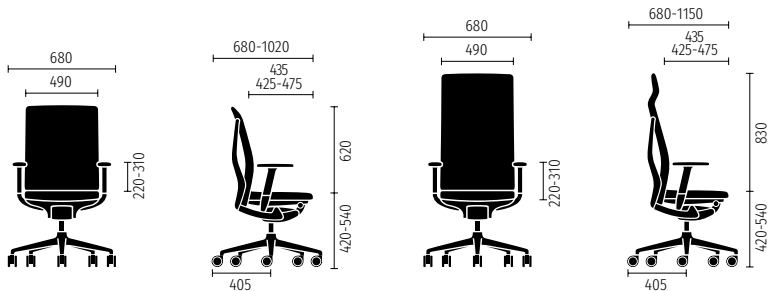
Aluminium base black	■ 2203-103
Aluminium base white aluminium	□ 2203-119
Aluminium base polished	□ 2203-110 113,-

Miscellaneous

Different cover for backrest	□ 7001 31,-
Sliding seat (adjustment range 50 mm)	□ 6003 68,-
Soft castors for hard flooring	□ 6001
Without transportation protection for castors	□ 6226

The design of the base determines the design of the backrest support.
Version in leather has ribbed backrest upholstery.


crossline



All dimensions in mm

Sedus crossline

► Swivel partner chair

		9	4	2	Premium	0
		Atlantic	Cura	Nobel	Serpentine	Leather
		Era	Cyber	Remix	Vanir	
		Nova	Fame	Customer's Own		
		Phoenix	Step	Leather		
		Customer's Own	Umber			
			Imitation leather			
	cn-201	1.034,-	1.077,-	1.094,-	1.208,-	1.260,-

Model colour / plastic parts

black	■	103
-------	---	-----

Armrests

Aluminium armrests with plastic covers	■	3121	
Aluminium armrests with leather covers in black leather for models in fabric, for models in leather, the leather colour matches the upholstery choice	□	3122	90,-

Seat height-adjustment

Central seat spring, not height-adjustable	■	1601	
Gaslift with mechanical depth-springing	□	1506	

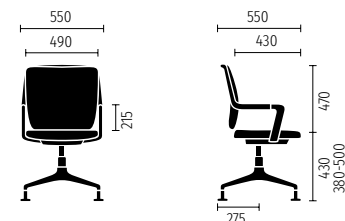
Base

Aluminium base black	■	2203-103	
Aluminium base white aluminium	□	2203-119	
Aluminium base polished	□	2203-110	113,-

Miscellaneous

Different cover for backrest	□	7001	31,-
Soft castors for hard flooring	□	6001	37,-
Hard castors for soft flooring	□	6008	37,-
Without transportation protection for castors	□	6226	
Felt glides	□	6201	11,-

Version in leather has ribbed backrest upholstery.



Sedus crossline specification

► Swivel chairs

Basic model

- Backrest upholstered, height-adjustable lumbar support, multifunction armrests in plastic with soft-touch covers, Similar-Plus mechanism, Sedo-lift mechanism, aluminium base black, model colour black, hard castors for soft flooring

Backrest

- Supporting structure in polyamide
- Upholstery construction consisting of a flexible padded polypropylene frame with soft slats
- Upholstery construction on supporting structure movable due to rotating bearings (at shoulder height) and sliding bearings (below the region of the iliac crest)
- Lumbar support adjustable by up to 60 mm
- Version in leather has ribbed backrest upholstery

Armrests

- Multifunctional 3D armrests with soft-touch or leather covers, height adjustment 90 mm (220 - 310 mm), clear width 460 - 510 mm



Multifunction armrests with soft-touch or leather covers

Mechanism

- Similar-Plus mechanism with tension control: balanced force curve thanks to coordinated spring concept
- Seat and backrest move completely synchronised with the body
- Synchronicity relationship between seat and backrest 1:3.3
- Sensitive locking of quick adjustment facilitates adaptation to different users' body weight (500 to 1500 N [10 N = 1 kg])
- With pre-selectable backrest opening angle in four stages up to 32° (0°, 11°, 20° and 32°)
- Permanent back support guaranteed even with the seat tilted far back due to the balanced force progression of the mechanical spring
- Optional seat-inclination adjustment mechanism [- 4°] for even less pressure on the upper thighs

Seat

- Generously upholstered seat pan, with cave-in effect seat-leg hump, front edge of seat rounded
- Shaped foam (polyurethane foam)
- Upholstery thickness 50 mm
- Width 490 mm, depth 435 mm
- Optimal sliding seat (depth 425 - 475 mm) with return function

Seat height-adjustment

- Sedo-lift mechanism III: complete cushioning of body weight, even in lowest seating position, no compression of the spine when sitting down provided by pneumatic interlock, completely free of wear and tear, mechanical failure or gas lift replacement, height adjustment between 420 - 540 mm

Base

- Aluminium base, powder-coated, black, white aluminium or polished aluminium
- The design of the base determines the design of the backrest support.
- Hard or soft castors with 65 mm diameter

User weight

- Recommended for user weights up to 120 kg

Standards / Certificates

- GS label by TÜV Rheinland LGA Products GmbH / DIN EN 1335 / DIN 4573
- Ergonomics Certificate by TÜV Rheinland LGA Products GmbH
- Tested for harmful substances by TÜV Rheinland LGA Products GmbH
- QUALITY OFFICE quality seal
- GREENGUARD certified
- AGR quality seal - Healthy Backs Campaign [cn-100]



Design awards

- Red Dot Design Award 2009, Winner



reddot design award
winner 2009

Sedus crossline specification

Warranty	<ul style="list-style-type: none"> - 5 years [see guarantee terms] - 30 years for Sedo-lift mechanism [see guarantee terms]
-----------------	---

► Swivel partner chair

Basic model	<ul style="list-style-type: none"> - Backrest upholstered, aluminium armrests with plastic covers, central seat spring, aluminium base black, model colour black, plastic glides
--------------------	---

Backrest	<ul style="list-style-type: none"> - Supporting structure in polyamide - Upholstery construction consisting of a flexible padded polypropylene frame with soft slats - Mechanism enables the backrest to move (up to 10°) with the user for comfortable sitting even during protracted meetings - Version in leather has ribbed backrest upholstery
-----------------	---

Armrests	<ul style="list-style-type: none"> - Aluminium armrests with plastic or leather covers - Dimensions 215 mm x 30 mm - Clear width 480 mm
-----------------	--

Seat	<ul style="list-style-type: none"> - Seat with generously upholstered seat pan, front edge of seat rounded - Shaped foam (polyurethane foam) - Upholstery thickness 50 mm - Width 490 mm, depth 430 mm
-------------	--

Seat height-adjustment	<ul style="list-style-type: none"> - Central seat spring, not height-adjustable, seat height 430 mm - Optional gaslift with mechanical depth-springing: reinforced cushioning of the body's weight even in the lowest seat position, height adjustment 380 - 500 mm
-------------------------------	---

Base	<ul style="list-style-type: none"> - Aluminium base, powder-coated, black, white aluminium or polished aluminium - Plastic glides, optional felt glides - Optionally with hard or soft castors (diameter 65 mm)
-------------	--

User weight	<ul style="list-style-type: none"> - Recommended for user weights up to 110 kg
--------------------	---

Standards / Certificates	<ul style="list-style-type: none"> - GS label by TÜV Rheinland LGA Products GmbH / DIN EN 16139 L1 - Tested for harmful substances by TÜV Rheinland LGA Products GmbH - QUALITY OFFICE quality seal - GREENGUARD certified
---------------------------------	--



Design awards	<ul style="list-style-type: none"> - Red Dot Design Award 2009, Winner
----------------------	---



reddot design award
winner 2009

Warranty	<ul style="list-style-type: none"> - 5 years [see guarantee terms]
-----------------	---

crossline prime

sedus

The swivel chair perfects dynamic sitting and promotes relaxed working. The unmistakable hallmark of crossline prime are the supporting structure and the armrests made of high quality, polished aluminium.



Swivel chair from 1.789,-





Swivel partner chair from 1.321,-



Cantilever visitor chair from 967,-

Sedus crossline prime

► Swivel chairs

		9	4	2	Premium	0
		Atlantic Era Nova Phoenix Customer's Own	Cura Cyber Fame Step Umber Imitation leather	Nobel Remix Customer's Own Leather	Serpentine Vanir	Leather
	cn-130	1.840,-	1.901,-	1.926,-	2.087,-	2.161,-
	cn-133	2.106,-	2.190,-	2.224,-	2.446,-	2.548,-

Model colour / plastic parts

black	■ 103
-------	-------

Armrests

Aluminium armrests (polished) with leather covers in black leather for models in fabric, for models in leather, the leather colour matches the upholstery choice	■ 3122
--	--------

Mechanism

Similar-Plus mechanism with tension control, pre-selectable backrest opening angle	■ 1108
Similar-Plus mechanism with tension control and forward tilt to 4°, pre-selectable backrest opening angle	□ 1109 39,-

Seat height-adjustment

Sedo-lift mechanism III	■ 1514
-------------------------	--------

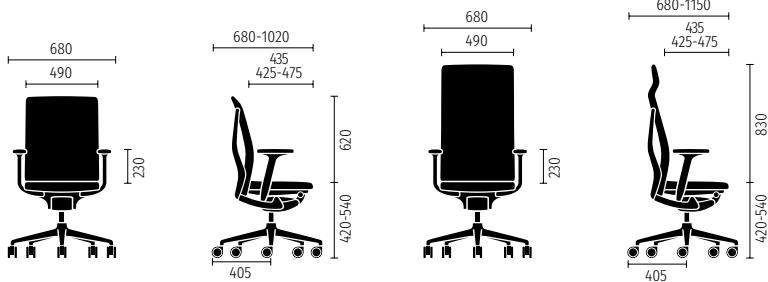
Base

Aluminium base polished	■ 2203-110
-------------------------	------------

Miscellaneous

Large seat with 50 mm larger in seat depth and width (not in conjunction with 6003)	□ 6002	68,-
Different cover for backrest	□ 7001	31,-
Sliding seat (adjustment range 50 mm)	□ 6003	68,-
Soft castors for hard flooring	□ 6001	
Without transportation protection for castors	□ 6226	

Version in leather has ribbed backrest upholstery.



Sedus crossline prime

► Swivel partner chair



cn-205

9	4	2	Premium	0
Atlantic	Cura	Nobel	Serpentine	Leather
Era	Cyber	Remix	Vanir	
Nova	Fame	Customer's Own		
Phoenix	Step	Leather		
Customer's Own	Umber			
	Imitation leather			

1.321,-

1.364,-

1.381,-

1.495,-

1.547,-

Model colour / plastic parts

black	■ 103
-------	-------

Armrests

Aluminium armrests (polished) with leather covers in black leather for models in fabric, for models in leather, the leather colour matches the upholstery choice

■ 3122

Seat height-adjustment

Central seat spring, not height-adjustable	■ 1601	
Gaslift with mechanical depth-springing	□ 1506	
Memory swivel, not height-adjustable (not in conjunction with 6001 and 6008)	□ 1603	57,-

Base

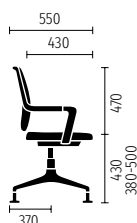
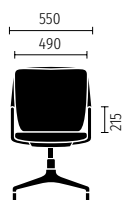
Aluminium base polished	■ 2203-110
-------------------------	------------

Miscellaneous

Different cover for backrest	□ 7001	31,-
Soft castors for hard flooring	□ 6001	37,-
Hard castors for soft flooring	□ 6008	37,-
Without transportation protection for castors	□ 6226	
Felt glides	□ 6201	11,-


Version in leather has ribbed backrest upholstery.

crossline prime



Sedus crossline prime

► Cantilever visitor chair

		9	4	2	Premium	0
		Atlantic	Cura	Nobel	Serpentine	Leather
		Era	Cyber	Remix	Vanir	
		Nova	Fame	Customer's Own		
		Phoenix	Step	Leather		
		Customer's Own	Umber			
			Imitation leather			
	cn-283	967,-	1.010,-	1.027,-	1.141,-	1.193,-

Model colour / plastic parts

black	■ 103
-------	-------

Armrests

Steel armrests with leather covers in black leather for models in fabric, for models in leather, the leather colour matches the upholstery choice	■ 3142
---	--------

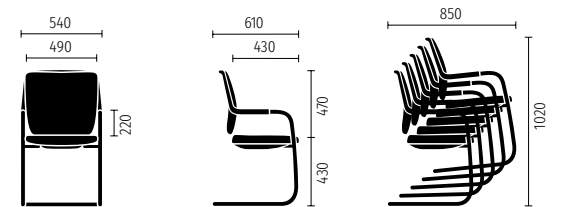
Frame

Steel frame, not stackable, chromed	■ 8002-100
Steel frame, stackable, chromed	□ 8001-100

Miscellaneous

Different cover for backrest	□ 7001	31,-
Plastic glides	□ 6202	11,-
Felt glides	□ 6201	11,-

Version in leather has ribbed backrest upholstery.



Recommended retail prices in Euro exclusive of VAT [2025.01] All dimensions in mm

Sedus crossline prime specification

► Swivel chairs

- Basic model**
- Backrest upholstered, height-adjustable lumbar support, aluminium armrests (polished) with leather covers, Similar-Plus mechanism, Sedo-lift mechanism, aluminium base polished, model colour black, hard castors for soft flooring

- Backrest**
- Polished aluminium supporting structure
 - Upholstery construction on supporting structure movable due to rotating bearings (at shoulder height) and sliding bearings (below the region of the iliac crest)
 - Upholstery construction consisting of a flexible padded polypropylene frame with soft slats
 - Lumbar support adjustable by up to 60 mm
 - Version in leather has ribbed backrest upholstery

- Armrests**
- Polished aluminium armrests with leather covers
 - Clear width 510 mm



Aluminium armrests (polished) with leather covers

- Mechanism**
- Similar-Plus mechanism with tension control: balanced force curve due to coordinated spring concept
 - Seat and backrest move completely synchronised with the body
 - Synchronicity relationship between seat and backrest 1:3.3
 - Sensitive locking of quick adjustment facilitates adaptation to different users' body weight (500 to 1500 N [10 N = 1 kg])
 - Permanent back support guaranteed even with the seat tilted far back due to the balanced force progression of the mechanical spring
 - With pre-selectable backrest opening angle in four stages up to 32° (0°, 11°, 20° and 32°)
 - Optional seat-inclination adjustment mechanism [- 4°] for even less pressure on the upper thighs

- Seat**
- Generously upholstered seat pan, with cave-in effect seat-leg hump, front edge of seat rounded
 - Shaped foam (polyurethane foam)
 - Width 490 mm, depth 435 mm
 - Optional sliding seat (depth 400 - 450 mm) with return function

- Seat height-adjustment**
- Sedo-lift mechanism III: complete cushioning of body weight, even in lowest seating position, no compression of the spine when sitting down provided by pneumatic interlock, completely free of wear and tear, mechanical failure or gas lift replacement, height adjustment between 420 - 540 mm

- Base**
- Aluminium base polished
 - Hard or soft castors with 65 mm diameter

- User weight**
- Recommended for user weights up to 120 kg

- Standards / Certificates**
- GS label by TÜV Rheinland LGA Products GmbH / DIN EN 1335 / DIN 4573
 - Tested for harmful substances by TÜV Rheinland LGA Products GmbH
 - GREENGUARD certified
 - AGR quality seal - Healthy Backs Campaign



- Warranty**
- 5 years (see guarantee terms)
 - 30 years for Sedo-lift mechanism (see guarantee terms)

Sedus crossline prime specification

► Swivel partner chair

- Basic model**
- Backrest upholstered, aluminium armrests (polished) with leather covers, central seat spring, aluminium base polished, model colour black, plastic glides

- Backrest**
- Polished aluminium supporting structure
 - Upholstery construction consisting of a flexible padded polypropylene frame with soft slats
 - Mechanism enables the backrest to move (up to 10°)
 - Version in leather has ribbed backrest upholstery

- Armrests**
- Fixed armrests that flow into the supporting structure of the backrest; aluminium armrests with leather covers
 - Dimensions 215 mm x 30 mm
 - Clear width 490 mm

- Seat**
- Seat with generously upholstered seat pan, front edge of seat rounded
 - Shaped foam (polyurethane foam)
 - Upholstery thickness 50 mm
 - Width 490 mm, depth 430 mm

- Seat height-adjustment**
- Central seat spring, not height-adjustable, seat height 430 mm
 - Optional gaslift with mechanical depth-springing: reinforced cushioning of the body's weight even in the lowest seat position, height adjustment 380 - 500 mm
 - Optional memory swivel, not height-adjustable, seat height 430 mm

- Base**
- Aluminium base polished
 - Plastic glides, optional felt glides
 - Optionally with hard or soft castors (diameter 65 mm)

- User weight**
- Recommended for user weights up to 110 kg

- Standards / Certificates**
- GS label by TÜV Rheinland LGA Products GmbH / DIN EN 16139 L1
 - Tested for harmful substances by TÜV Rheinland LGA Products GmbH
 - QUALITY OFFICE quality seal
 - GREENGUARD certified



- Warranty**
- 5 years (see guarantee terms)

► Cantilever visitor chair

- Basic model**
- Backrest upholstered, steel armrests with leather covers, steel frame not stackable chromed, model colour black

- Backrest**
- Polished aluminium supporting structure
 - Upholstery construction consisting of a flexible padded polypropylene frame with soft slats
 - Version in leather has ribbed backrest upholstery

- Armrests**
- Steel armrests with leather covers
 - Dimensions 220 x 30 mm, clear width 490 mm

- Seat**
- Seat with generously upholstered seat pan, front edge of seat rounded
 - Shaped foam (polyurethane foam)
 - Upholstery thickness 50 mm
 - Width 490 mm, depth 430 mm

- Frame**
- Steel frame, diameter 25 mm, tube wall thickness 2 mm
 - Stackable to 5 units or not stackable
 - Optional plastic or felt glides

Sedus crossline prime specification

User weight – Recommended for user weights up to 110 kg (up to 150 kg for non-constant use)

Standards / Certificates

- GS label by TÜV Rheinland LGA Products GmbH / DIN EN 16139 L1
- Tested for harmful substances by TÜV Rheinland LGA Products GmbH
- QUALITY OFFICE quality seal
- GREENGUARD certified



Warranty – 5 years (see guarantee terms)

se:mission

sedus

The fully upholstered se:mission conference chair offers numerous design options and boasts an inviting shape and high-quality finish. Maximum comfort, ergonomic details and intuitive operation round off the overall package.






Conference swivel chair
from 1.351,-



Sedus se:mission

► Conference swivel chair

		9	4	2	Premium	0
		Atlantic	Cura	Milano	Serpentine	Leather
		Era	Cyber	Nobel	Steelcut Trio 3	
		Nova	Fame	Remix	Vanir	
		One	Step	Tempt		
		Phoenix	Umber			
			Imitation leather			
	mi-201	1.351,-	1.425,-	1.455,-	1.653,-	1.745,-
	mi-202	1.637,-	1.726,-	1.759,-	1.972,-	2.071,-
	mi-203	1.935,-	2.025,-	2.062,-	2.299,-	2.409,-

Upholstery

Seat and backrest upholstered ■ 7103

Upholstery element

Multicoloured upholstery □ 7030 31,-

Panel design

Plastic panel black ■ 7035-103

Plastic panel clear white □ 7035-158

Wooden panel oak natural □ 7036-C11s 349,-

Wooden panel oak anthracite □ 7036-C15s 349,-

Wooden panel walnut smooth □ 7036-D14s 349,-

Fabric-covered panel in 9 □ 7037-9** 79,-

Fabric-covered panel in 4 □ 7037-4** 106,-

Fabric-covered panel in 2 □ 7037-2** 144,-

Fabric-covered panel in Premium □ 7037-1** 188,-

Fabric-covered panel in 0 □ 7037-0** 221,-

Mechanism

DuoMotion motion concept, mechanism lockable ■ 1117

DuoMotion motion concept, mechanism not lockable

(4-star base) □ 1118

Seat height-adjustment

Central seat spring, not height-adjustable ■ 1601

Gaslift with mechanical depth-springing □ 1506

Memory swivel, not height-adjustable (4-star base) □ 1603 57,-

Base

4-star aluminium base, with glides ■ 2214

5-star aluminium base, on castors □ 2215

Base colour

black ■ 103

clear white □ 158

fjord green □ 157 20,-

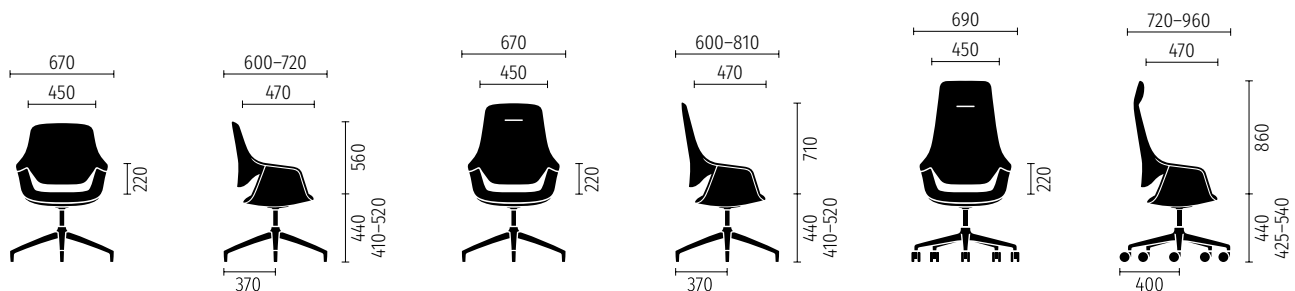
cayenne red □ 159 20,-

sand beige □ 160 20,-

deep green □ 170 20,-

dark bronze □ 171 26,-

polished □ 110 113,-



Sedus se:mission

► Conference swivel chair

Castors / Glides

4-star aluminium base

Plastic glides	□ 2800	
Felt glides	□ 2801	11,-

5-star aluminium base

Hard castors for soft flooring	□ 2700	
Soft castors for hard flooring	□ 2701	
Hard design castors for soft flooring	□ 2705	25,-
Soft design castors for hard flooring	□ 2706	25,-

Fire protection

Fire protection version in combination with the cover

fabrics Fame, Nobel, One, Step	□ 6004	15,-
--------------------------------	--------	------

Sedus se:mission specification

► Conference swivel chair

Upholstery	<ul style="list-style-type: none">- The seat upholstery, inner backrest upholstery and outer backrest upholstery can be configured independently of each other- Combination possibilities: leather and fabric; imitation leather and fabric; different colours within a fabric and leather collection. It is not possible to combine different fabric qualities.
Backrest	<ul style="list-style-type: none">- Backrest incl. armrests made of one-piece, recycled polypropylene shell (inside), reinforced with glass fibre, moulded foam (polyurethane) with 10-mm wadding cover, fully upholstered- Backrest tilt 21°
Panel	<ul style="list-style-type: none">- Plastic trip made of polypropylene, fibreglass reinforced- Wooden trim with 3D real wood veneer with clear lacquer finish- Covered trim made of polypropylene, fibreglass reinforced
Mechanism	<ul style="list-style-type: none">- The interaction between the rocking mechanism and the flexible backrest creates a movement sequence that seems synchronous. In fact, it is an asynchronous motion sequence that is extremely comfortable. Cover always in black.- Opening angle: 21°, seat angle 2° / -14°- Backrest locking (optional) only available in an upright position
Seat	<ul style="list-style-type: none">- Seat made of one-piece, recycled polypropylene shell (inside), reinforced with glass fibre, moulded foam (polyurethane) with 10-mm wadding cover and inside innerspring. Innerspring consists of 43 springs sewn together in a polypropylene sack. Fully upholstered.- Seating angle 95°
Seat height-adjustment	<ul style="list-style-type: none">- Gas lift with mechanical depth spring- Central seat spring, not height-adjustable- Memory swivel with central seat spring, not height-adjustable (only in combination with 4-star aluminium base)
Base	<ul style="list-style-type: none">- 4-star aluminium base with glides (plastic or felt glides)- 5-star aluminium base on castors or design castors (hard or soft)
User weight	<ul style="list-style-type: none">- Recommended for a user weight up to 130 kg
Shipping / dispatch	<ul style="list-style-type: none">- Cardboard packaging, fully assembled
Warranty	<ul style="list-style-type: none">- 5-year guarantee

mr. 24

sedus

Development of the swivel chair was based on the highest quality standards and absolute robustness. Even for people weighing up to 200 kg, Sedus mr. 24 is ideal for use in three-shift operations.




Swivel chair from 2.147,-



Sedus mr. 24

► Swivel chair

	9	4	0
	Phoenix	Pure	Leather
	mr-102		
	2.147,-	2.231,-	2.589,-

Model colour / plastic parts	
black	■ 103

Armrests	
3D armrests with soft-touch covers	■ 3314
3D armrests with leather covers in black leather for models in fabric, for models in leather, the leather colour matches the upholstery choice	□ 3312 165,-

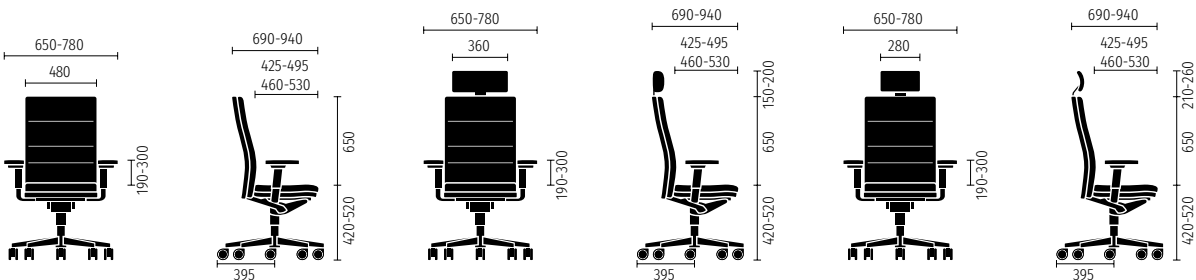
Mechanism	
Similar mechanism with tension control	■ 1101

Seat height-adjustment	
Sedo-lift mechanism	■ 1501
Gaslift (possible in combination with DIN EN 1335-1:2023 type A, height adjustment between 390 and 520 mm)	□ 1503 - 51,-

Base	
Aluminium base black	■ 2203-103
Aluminium base polished	□ 2203-110 113,-

Miscellaneous	
Different cover for backrest	□ 7001 31,-
Soft castors for hard flooring	□ 6001
Without transportation protection for castors	□ 6226
Larger sliding seat (+ 35 mm seat depth)	□ 6033 33,-
Adjustable neck support in black imitation leather (height- and tilt-adjustable)	□ 7006-4KL 223,-
Height-adjustable neck support in black leather for models in fabric, for models in leather, the leather colour matches the upholstery choice	□ 7012-0** 286,-

Norm	
DIN EN 1335-1:2023 untyped	■ 0000
DIN EN 1335-1:2023 type A (includes standard sliding seat code 1503)	□ TYP A



Sedus mr. 24 specification

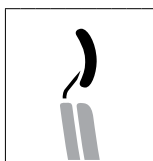
► Swivel chair

Basic model

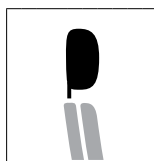
- Backrest upholstered, height-adjustable lumbar support, 3D armrests with soft-touch covers, Similar mechanism with tension control, Sedo-lift mechanism, aluminium base black, model colour black, hard castors for soft flooring

Backrest

- Comfortable upholstery with quilted seams for optimum pressure distribution
- Backrest covered in fabric on all sides
- All-round edge frame in polyurethane for the backrest to protect edges and upholstery
- Thickness of foam on backrest upholstery 40 mm + 10 mm web
- Backrest upholstery can be changed
- Height- (70 mm) and depth-adjustable (40 mm) lumbar support
- Optional neck support covered in black imitation leather, adjustable in height and tilt, vertical 50 mm, forward/back 22.5 °
- Or neck support with ultra comfortable upholstery and covered in black leather, chrome-plated supports, with height adjustment 50 mm in five stages



Adjustable neck support



Height-adjustable neck support

Armrests

- 3D armrests with soft-touch or leather covers, height adjustment 110 mm (190 - 300 mm)
- Armrest width adjustment 2 x 50 mm to the inside and outside to adjust the clear width (no tools required)
- Additional width adjustment of 2 x 15 mm using tools
- Armrest depth adjustment 80 mm



3D armrests with soft-touch or with leather covers

Mechanism

- Similar mechanism with tension control: balanced force curve due to coordinated spring concept
- Seat and backrest move completely synchronised with the body
- Synchronicity relationship between seat and backrest 1:2.7
- Adaptation to different user weights enables sensitive latching of the rapid adjustment mechanism (leaning pressure 550 - 1500N [10N = 1 kg])
- Backrest inclination to approx. 32°, can be locked in virtually continuously variable manner (11 different settings)
- Permanent back support even when the backrest is inclined backwards at a wide angle, due to uniform force distribution of the mechanical springs

Seat

- Comfortable upholstery with quilted seams for optimum pressure distribution
- Anatomically shaped seating surface with pelvis support and rounded front edge of seat
- Upholstery thickness 50 mm
- All-round edge frame in polyurethane for seat to protect edges and upholstery
- Sliding seat with a seat surface depth adjustment of 425 to 495 mm and seat width of 480 mm, also available with a larger sliding seat and a seat depth adjustment from 460 mm to 530 mm
- Seat upholstery can be changed

Seat height-adjustment

- Sedo-lift mechanism: complete cushioning of body weight, even in lowest seating position, no compression of the spine when sitting down provided by hydraulic interlock, completely free of wear and tear, mechanical failure or gas lift replacement, height adjustment between 420 - 520 mm

Base

- Aluminium base powder-coated black or polished
- Hard or soft castors with 65 mm diameter

User weight

- Recommended for user weights up to 200 kg

Sedus mr. 24 specification

- Standards / Certificates**
- GS label by TÜV Rheinland LGA Products GmbH / DIN EN 1335 / DIN 4573
 - Ergonomics Certificate by TÜV Rheinland LGA Products GmbH
 - Tested for harmful substances by TÜV Rheinland LGA Products GmbH
 - AGR quality seal - Healthy Backs Campaign
 - ANSI/BIFMA X5.1
 - BS 5459-2: 2000



-
- Warranty**
- 5 years [see guarantee terms]
 - 30 years for Sedo-lift mechanism [see guarantee terms]
-

se:mood

sedus

se:mood is a light, universally suitable visitor chair with a special design concept. Due to the innovative approach to motion, the se:mood provides for an activating movement of the backrest and, therefore, for extra comfort.



4-leg visitor chair from
215,-




Cushion of wool felt 84,-




Sedus se:mood

► Four-leg version




md-223/7101
Seat and backrest of plastic

215,-




md-223/7111
Seat and backrest in PET felt

324,-



md-001/6943
Cushion of wool felt, grey

84,-



md-001/6944
Cushion of wool felt, graphite

84,-

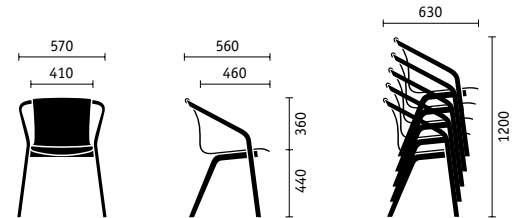
Model colour / plastic parts	
black	■ 103
light grey	□ 147
basalt grey	□ 155
antique pink	□ 156
fjord green	□ 157

PET Felt	
anthracite	■ V51
light-grey	□ V52

Frame	
Plastic frame, stackable, black	■ 8601-103
Plastic frame, stackable, light grey	□ 8601-147
Plastic frame, stackable, basalt grey	□ 8601-155

Castors / Glides	
Plastic glides	■ 2800

se:mood



Sedus se:mood specification

► Four-leg version

- Shell**
- One-piece ergonomically shaped seat shell with lumbar protrusion, tapered backrest, gently shaped seat recess and slightly sloping, all-round bevelled seat
 - Seat shell in two versions:
 - 1. Polypropylene plastic, 100 % recycled material
 - 2. PET felt: form fleece made of polyester fibres with up to 100 % recycled material

- Frame**
- Frame: plastic made of glass-fibre reinforced polypropylene, 100 % recycled material
 - The armrests are an integral part of the frame and are connected to form a round arch to carry the seat shell with the suspended seat area
 - Stackable up to max. 5 units

- Cushions**
- Optional upholstered cushion, approx. 16 mm thick with an approx. 10 mm foam filling, sown with 2 x approx. 3-mm layers of genuine wool felt, non-slip finish on the underside
 - Optionally, grey or graphite, the underside is always in anthracite
 - Size 395 x 370 mm

- User weight**
- Recommended for user weights up to 130 kg (up to 150 kg for occasional use)

- Standards / Certificates**
- GS label by TÜV Rheinland LGA Products GmbH / DIN EN 16139 L1 / DIN 4573
 - Tested for harmful substances by TÜV Rheinland LGA Products GmbH
 - GREENGUARD certified
 - Awarded BLAUER ENGEL



- Design awards**
- ICONIC AWARDS 2021: Interior Innovation – Best of Best
 - iF DESIGN AWARD 2021, Discipline Product
 - Red Dot Design Award 2021, Winner
 - German Design Award 2022, Winner



- Warranty**
- 5 years [see guarantee terms]

se:do

sedus

Meeting rooms, lounge or waiting areas: The visitor's chair brings lightness, can be excellently combined with other furniture and fulfils exactly the requirements that are placed on it. It is an ergonomic seating experience with an attractive price-performance ratio.



4-leg visitor chair from
328,-



Cantilever visitor chair from
328,-



Sedus se:do

► Visitor chairs



ap-220

9
Atlantic
Era
Nova
One
Phoenix
Customer's Own

328,-

4
Cura
Cyber
Fame
Pure
Step
Umber

363,-

2
Remix
Tempt

380,-

Premium
Steelcut Trio 3

478,-



ap-230

328,-

363,-

380,-

478,-

Upholstery

Seat upholstered, backrest with membrane cover	■	7201	
Seat and backrest upholstered	□	7103-9**	39,-
Seat and backrest upholstered	□	7103-4**	64,-
Seat and backrest upholstered	□	7103-2**	74,-
Seat and backrest upholstered	□	7103-1**	140,-

Membrane

black	■	M81	
grey	□	M83	
blue	□	M84	
olive green	□	M8A	

Model colour / plastic parts

black	■	103	
-------	---	-----	--

Armrests

Without armrests	■	3000	
Fixed armrests made of plastic	□	3110	37,-

Frame ap-220

Steel frame, stackable, black	■	8001-103	
Steel frame, stackable, white aluminium	□	8001-119	
Steel frame, stackable, chromed	□	8001-100	59,-

Frame ap-230

Steel frame, stackable, black	■	8001-103	
Steel frame, stackable, white aluminium	□	8001-119	
Steel frame, stackable, chromed	□	8001-100	59,-
Steel frame, not stackable, black	□	8002-103	
Steel frame, not stackable, white aluminium	□	8002-119	
Steel frame, not stackable, chromed	□	8002-100	59,-

Castors / Glides ap-220

Stainless steel glides	■	2802	
Plastic glides	□	2800	
Felt glides	□	2801	11,-
Hard castors for soft flooring	□	2700	32,-
Soft castors for hard flooring	□	2701	32,-

Castors / Glides ap-230

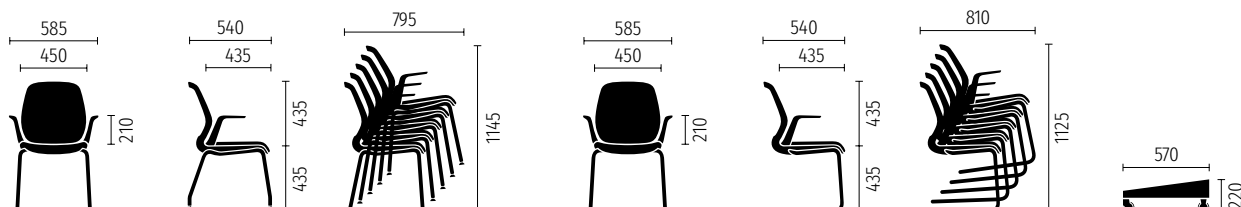
Without glides	■	0000	
Plastic glides	□	2800	11,-
Felt glides	□	2801	11,-

Miscellaneous

Fire protection version in combination with membrane cover [7201] and the fabrics Fame, One or Step	□	6004	10,-
Different cover for backrest for code 7103	□	7001	31,-








Accessories ap-001

Stacking trolley only for 4-leg chairs	□	6916	282,-
--	---	------	-------



Sedus se:do specification

► Visitor chairs

Backrest	<ul style="list-style-type: none"> - Plastic frame integrated into the frame structure, always black - Backrest with two upholstery versions: <ul style="list-style-type: none"> - 1. „Membrane“: mesh cover made from self-supporting knitted fabric - 2. „Slim upholstery“: backrest upholstery covered with fabrics from the Sedus collection analogous to the se:do swivel chair and black supporting mesh on the back
Shell	<ul style="list-style-type: none"> - Ergonomically shaped seat shell
Armrests	<ul style="list-style-type: none"> - Without armrests - Optionally standard armrests, armrest covers 170 x 35 mm, clear width 510 mm
Seat	<ul style="list-style-type: none"> - Anatomically shaped seat surface with pelvis support, seat pan and rounded front edge of seat - Upholstery thickness 50 mm - Width 450 mm, depth 435 mm
Frame	<ul style="list-style-type: none"> - Four-leg chair: steel tube (round tube), Ø 22 mm, wall thickness 2.0 mm, stackable max. 5 chairs with stacking trolley, stainless steel glides, plastic or felt glides as an option - Four-leg chair optionally with castors (Ø 37 mm), stackable up to 5 units on flat surface for storage - Cantilever chair: steel tube (round tube), Ø 22 mm, wall thickness 2.5 mm, not stackable or stackable max. 5 chairs, plastic or felt glides as an option
User weight	<ul style="list-style-type: none"> - Recommended for user weights up to 130 kg
Standards / Certificates	<ul style="list-style-type: none"> - GS label by TÜV Rheinland LGA Products GmbH / DIN EN 16139 L1 / DIN 4573 - Tested for harmful substances by TÜV Rheinland LGA Products GmbH - QUALITY OFFICE quality seal - GREENGUARD certified - Awarded BLAUER ENGEL <div>    <div> <small>Schadstoffgeprüft Regelmäßige Produkts- überwachung</small> <small>www.tuv.com ID: 9900043391</small> </div>    <div> <small>www.blauer-engel.de/uz117</small> </div> </div>
Design awards	<ul style="list-style-type: none"> - ICONIC AWARDS 2021: Interior Innovation – Selection <div>  </div>
Warranty	<ul style="list-style-type: none"> - 5 years (see guarantee terms)

se:joy

sedus

Reduced and strong in character? Dynamic and modern? Light and fresh? se:joy is notable for many attributes. The harmonious lines and the design language catch the eye. With the “comfo flex” the supporting structure has been optimised to provide even more freedom of movement.



Office and conference
swivel chair from 522,-



Swivel chair with a counter
design from 886,-



Sedus se:joy

► Office and conference swivel chair



ec-180

612,-

Upholstery

Seat and backrest with membrane cover ■ 7205

Membrane

olive green ■ M72
orange □ M75
sand □ M77
light-grey □ M78
anthracite □ M79

Model colour / plastic parts

black ■ 103
light grey □ 147 38,-

Armrests

Fixed armrests made of plastic ■ 3110
Without armrests □ 3000 - 90,-

Seat height-adjustment

Gaslift with mechanical depth-springing ■ 1506
Gaslift for counter design with footring (possible in combination with aluminium base and armrests) □ 1513 228,-

Base

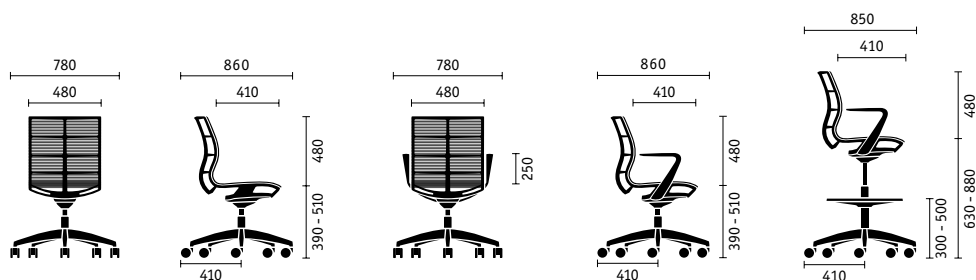
Plastic base black ■ 2401-103
Plastic base light grey □ 2401-147
Aluminium base black (in combination with counter design) □ 2203-103 46,-
Aluminium base light grey (in combination with counter design) □ 2203-147 46,-

Castors / Glides

Hard castors for soft flooring ■ 2700
Soft castors for hard flooring □ 2701
Constantly braked castors (in combination with counter design, always with protection for castor) □ 2704

Miscellaneous

Without transportation protection for castors □ 6226
Fire protection version □ 6004 15,-



Sedus se:joy specification

► Office and conference swivel chair

- Sales argumentation**
- With the "comfo flex", the se:joy with its distinctive characteristics has received an update and now delivers even more dynamic performance. The supporting structure has been optimised to provide even more freedom of movement.
 - Seat and backrest in a single-piece supporting structure with membrane cover in knitted fabric provide a comfortable, ergonomic sitting position
 - Innovative fabric structures on the seat (supporting structure) and backrest (flexible structure) provide a supporting sitting zone with an elastic backrest area at the same time with no wearing out over the longterm
 - Lightweight yet structure-giving design for emotional appeal and a stimulating working environment

- Perfect suitability**
- Meetings, conferences, temporary project and office workspaces, visitor areas and home offices

- Basic model**
- Seat and backrest covered with a knitted membrane, rotating function, swing mechanism, adjustable backrest, continuous height adjustment using a gas spring and mechanical depth suspension, plastic armrest

- Backrest**
- Seat and backrest made from a single support structure with a membrane cover made from a knitted fabric guarantee a comfortable and ergonomic sitting position
 - Generously proportioned backrest suitable for almost every body size

- Armrests**
- Ergonomically shaped plastic armrests to take the load from the shoulders and neck muscles
 - Can be optionally omitted from the basic model

- Seat height-adjustment**
- Continuous height adjustment using a low-friction gas spring with mechanical depth suspension, suspension of the body weight even in the lowest seating position, suitable for almost every body size
 - Seat height from 390 mm to 510 mm, height adjustment 120 mm

- Base**
- Plastic (glass fibre-reinforced polyamide) cross-shaped base, black or light grey, Ø 65 mm castors
 - Hard or soft castors at the customer's option

- Counter design**
- Footring with 19 mm wide surface area, height-adjustable from 300 to 500 mm, diameter of 500 mm
 - Footring and gas spring in black, footring finish in brushed aluminium
 - Aluminium base
 - Seat height 630 - 880 mm
 - Constantly braked castors for safe mounting with full mobility of the chair, always with soft covering for improved grip even on smooth floors, 65 mm diameter
 - Recommended for user weights up to 110 kg



Footring

- User weight**
- Recommended for user weights up to 130 kg

- Standards / Certificates**
- GS label by TÜV Rheinland LGA Products GmbH / DIN EN 1335 / DIN 4573
 - Tested for harmful substances by TÜV Rheinland LGA Products GmbH
 - QUALITY OFFICE quality seal
 - GREENGUARD certified
 - AGR quality seal - Healthy Backs Campaign
 - Awarded BLAUER ENGEL



www.blauer-engel.de/uz117

Sedus se:joy specification

Design awards

- iF DESIGN AWARD 2018, Discipline Product
- German Design Award 2018, Special
- ICONIC AWARDS 2018: Interior Innovation – Winner
- Red Dot Award 2018, Winner



reddot award 2018
winner

Warranty

- 5 years (see guarantee terms)
-

turn around

sedus

Dynamic working in variable teams and at flexible places is the rule in the office today. turn around, available in a high and a low version, conveys a dynamic sitting experience and encourages posture changes.



High desk chair from 960,-






Swivel chair from 693,-



Sedus turn around

► High desk chair, swivel chair

	tu-181	9	4	2	Premium	0
		Atlantic	Cura	Nobel	Steelcut Trio 3	Leather
		Era	Cyber	Tempt		
		Nova	Fame			
		One	Step			
	tu-180	Phoenix	Umber			
			Imitation leather			
		960,-	1.002,-	1.019,-	1.130,-	1.181,-
		<hr/>				
	tu-180					
		693,-	735,-	752,-	863,-	914,-
<hr/>						

Model colour / plastic parts

black	■	103
clear white	□	158

Seat height-adjustment

Gaslift	■	1503
Sedo-lift mechanism III (for tu-180)	□	1514 52,-

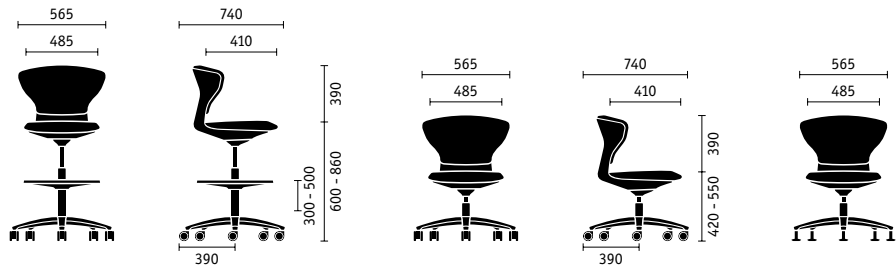
Base

Aluminium base black	■	2203-103
Aluminium base clear white	□	2203-158
Aluminium base polished	□	2203-110 115,-

Miscellaneous












Different cover for backrest	□	7001 31,-
Fire protection version in combination with the cover fabrics Fame, Nobel, One, Step	□	6004 15,-
Without transportation protection for castors	□	6226
Plastic glides	□	6202 11,-
Felt glides	□	6201 11,-
Soft castors for hard flooring for tu-180	□	6001

turn around



Sedus turn around specification

► High desk chair, swivel chair

Backrest	<ul style="list-style-type: none"> One-piece polypropylene shell, up to 40% recycled material Backrest with wrap-around shell contour allows change of posture for laterally turned in seat positions Upholstery thickness 40 mm Backrest upholstery with all-round upholstered surface at the backrest interface, integrated armrest pads and lumbar support shape
Mechanism	<ul style="list-style-type: none"> The bottom of the shell ends with a form-fit to the swing mechanism. It allows movement backwards and forwards
Seat	<ul style="list-style-type: none"> Seat in round basic shape with all-round dynamic chamfer on the front edge of the seat: Getting on from the side and standing sitting are made easier Upholstery thickness 70 mm
Seat height-adjustment	<ul style="list-style-type: none"> High desk chair: gas spring for infinitely variable height adjustment 600 - 860 mm Swivel chair: gas spring for infinitely variable height adjustment 420 - 550 mm; optional Sedo-lift mechanism III: complete cushioning of body weight, even in lowest seating position, no compression of the spine when sitting down provided by pneumatic interlock, completely free of wear and tear, mechanical failure or gas lift replacement, height adjustment between 430 - 540 mm
Base	<ul style="list-style-type: none"> Aluminium base powder coated black, clear white or polished High desk chair: footring height adjustable with easily recognisable adjusting wheel, with 19 mm wide contact surface and a diameter of 500 mm, adjustment range 200 mm, footring and gas spring in black, footring finish in brushed aluminium, constantly braked castors for safe mounting with full mobility of the chair, always with soft covering for improved grip even on smooth floors, 65 mm diameter, optionally plastic or felt glides Swivel chair: hard or soft castors with 65 mm diameter, optional plastic or felt glides; optional Sedo-lift mechanism III: complete cushioning of body weight, even in lowest seating position, no compression of the spine when sitting down provided by pneumatic interlock, completely free of wear and tear, mechanical failure or gas lift replacement, height adjustment between 420 - 530 mm
User weight	<ul style="list-style-type: none"> Recommended for user weights up to 110 kg (tu-181) or 150 kg (tu-180)
Standards / Certificates	<ul style="list-style-type: none"> GS label by TÜV Rheinland LGA Products GmbH / DIN EN 16139 L1 / DIN 68878 Tested for harmful substances by TÜV Rheinland LGA Products GmbH GREENGUARD certified AGR (se:lab concept) – Seal of approval of Aktion Gesunder Rücken e.V. (Campaign for Healthier Backs) Awarded BLAUER ENGEL
       	
Design awards	<ul style="list-style-type: none"> iF DESIGN AWARD 2015, Discipline Product interior innovation award 2015, Selection German Design Award 2016, Special Mention
  	
Warranty	<ul style="list-style-type: none"> 5 years (see guarantee terms) 30 years for Sedo-lift mechanism (see guarantee terms)

se:fit

sedus

Whether spontaneous collaboration at the workplace, stand-up meeting in the project room or work in the front office: se:fit is always a perfect match! Because with this stool and stand-up aid hybrid, active sitting becomes child's play.



Standing seat from 251,-



Sedus se:fit

► Stool and standing aid



sf-905

251,-

Upholstery

Seat upholstered	■ 7106
Gabriel Runner	■ 4RU

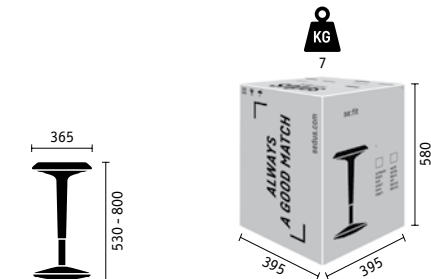
Colour number

Runner anthracite	■ R60025
Runner grey	□ R60165
Runner red	□ R64089
Runner blue	□ R66063
Runner green	□ R68056

Model colour / plastic parts












black	■ 103
clear white	□ 158

Model colour black (103) can be combined with the colour number anthracite (R60025) or red (R64089);
model colour clear white (158) can be combined with the colour number grey (R60165), blue (R66063) or green (R68056)



Sedus se:fit specification

► Stool and standing aid

Seat	<ul style="list-style-type: none"> - Ergonomically shaped, rounded concave seat, with a slight slope and all-round bevel - Groove for gripping below the seat to allow it to be carried
Seat height-adjustment	<ul style="list-style-type: none"> - Height adjustment: Seat height when in use 530 to 800 mm; seat height when not in use 540 to 840 mm - Two large operating buttons for height adjustment, located below the seat for easy access, can be operated independently of each other, to make them easier to feel, the buttons are raised up from the lower part of the seat.
Base	<ul style="list-style-type: none"> - Convex shaped base, tiltable in all directions with non-slip surface made of TPE
User weight	<ul style="list-style-type: none"> - Recommended for user weights up to 110 kg
Standards / Certificates	<ul style="list-style-type: none"> - GS label by TÜV Rheinland LGA Products GmbH / DIN EN 16139 L1 - Tested for harmful substances by TÜV Rheinland LGA Products GmbH - GREENGUARD certified - AGR [se:lab concept] – Seal of approval of Aktion Gesunder Rücken e.V. (Campaign for Healthier Backs) - Awarded BLAUER ENGEL <div>        </div> <p>www.blauer-engel.de/uz117</p>
Design awards	<ul style="list-style-type: none"> - ICONIC AWARDS 2019: Interior Innovation – Best of Best - iF DESIGN AWARD 2019, Discipline Product - Red Dot Award 2019, Winner - German Design Award 2020, Winner <div>     </div>
Warranty	<ul style="list-style-type: none"> - 5 years (see guarantee terms)

se:dot

sedus

As a universal stool, se:dot fits into any work situation – in workshop rooms, places of retreat and lounge areas. It stands out due to its comfortable seat and creates a cosy look.



Stool high from 338,-






Stool low from 460,-



Sedus se:dot

► Stool

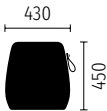
		9	4	2	Premium	0
		Atlantic Era Nova One Phoenix	Cura Cyber Fame Step Umber Imitation leather	Milano Nobel Remix Tempt	Serpentine Steelcut Trio 3 Vanir	Leather
	Outside cover	253,-	264,-	268,-	298,-	311,-
	Cushion cover	85,-	92,-	95,-	113,-	122,-
	Complete model pf-905	338,-	356,-	363,-	411,-	433,-

Upholstery

Seat and corpus upholstered ■ 7108




Fire protection

Fire protection version in combination with the cover
fabrics Fame, Nobel, One or Step □ 6004 15,-



Sedus se:dot

► Stool

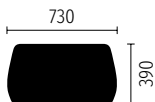
	9	4	2	Premium	0
	Atlantic Era Nova One Phoenix	Cura Cyber Fame Step Umber Imitation leather	Milano Nobel Remix Tempt	Serpentine Steelcut Trio 3 Vanir	Leather
 Outside cover	354,-	370,-	376,-	419,-	438,-
 Cushion cover	106,-	114,-	117,-	138,-	148,-
 Complete model pf-906	460,-	484,-	493,-	557,-	586,-

Upholstery

Seat and corpus upholstered ■ 7108

Fire protection

Fire protection version in combination with the cover
fabrics Fame, Nobel, One or Step □ 6004 15,-



Sedus se:dot specification

► Stool

- Version**
- pf-905: seat height 450 mm, Ø 430 mm, with integrated leather strap always in black
 - pf-906: seat height 390 mm, Ø 730 mm

- Construction and upholstery construction**
- The cardboard carcass is made of approx. 70% recycled material and is 100% recyclable
 - Completely upholstered surface made of soft foam
 - Upholstery thickness seat: ca. 45 mm
 - Wooden board bottom, secure stand due to flush black anti-slip fabric
 - Carcass and cover can be configured independently from each other within one fabric collection

- User weight**
- Recommended for user weights up to 110 kg

- Standards / Certificates**
- Tested for harmful substances by TÜV Rheinland LGA Products GmbH
 - GREENGUARD Certificate



Schadstoffgeprüft
Regelmäßige
Produkt-
Überwachung

www.tuv.com
ID: 0200043281



Product conforms to
UL GREENGUARD
certification
standards

- Warranty**
- 5 years (see guarantee terms)

se:lab hopper

sedus

The se:lab hopper promotes movement and exchange and serves as a source of inspiration. Dynamic sitting allows for a variety of postures and also encourages spontaneous relaxation.




Standing seat from 369,-



Sedus se:lab hopper

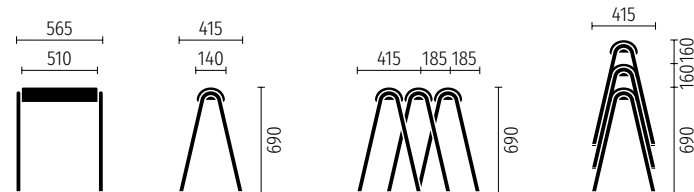
► Stool and standing seat

	9	4	2	Premium
	Atlantic	Cura	Milano	Serpentine
	Era	Cyber	Nobel	Steelcut Trio 3
	Nova	Fame	Remix	Vanir
	Phoenix	Step	Tempt	
		Umber		
		Imitation leather		
	lp-905			
	369,-	393,-	403,-	466,-

Frame		
Steel frame, stackable, black	■ 8001-103	
Steel frame, stackable, clear white	□ 8001-158	
Steel frame, stackable, fjord green	□ 8001-157	20,-
Steel frame, stackable, cayenne red	□ 8001-159	20,-
Steel frame, stackable, sand beige	□ 8001-160	20,-
Steel frame, stackable, deep green	□ 8001-170	20,-
Steel frame, stackable, dark bronze	□ 8001-171	20,-

Castors / Glides		
Plastic glides	■ 2800	
Felt glides	□ 2801	11,-

se:lab hopper



Sedus se:lab hopper specification

► Stool and standing seat

Basic model – Light overall weight of 6.8 kg

Seat

- Ergonomically shaped seat made of soft foam padding covered with fabric
- Individual upholstery with different fabrics is available
- The width of the seat encourages quick standing up due to the support surface on both sides
- Upholstery thickness 30 - 65 mm

Frame

- V-shaped steel frame
- Steel tube (round tube): Ø 30 mm, wall thickness 2 mm
- Limitlessly stacked into each other; stacked storage + 185 mm per additional unit
- Can be stacked to a maximum of 3 units on top of each other using stacking protection; stacked storage: + 160 mm per additional unit

Glides – Universal glides, black, optional felt glides

User weight – Recommended for user weights up to 110 kg

Standards / Certificates

- GS label of TÜV Rheinland LGA Products GmbH / DIN EN 16139 L1
- Tested for harmful substances by TÜV Rheinland LGA Products GmbH
- GREENGUARD certified
- AGR (se:lab concept) – Seal of approval of Aktion Gesunder Rücken e.V. (Campaign for Healthier Backs)
- Awarded BLAUER ENGEL



Design awards

- ICONIC AWARDS 2021: Interior Innovation – Winner
- iF DESIGN AWARD 2021, Discipline Product
- Red Dot Design Award 2021, Winner
- German Design Award 2022, Winner



Warranty – 5 years (see guarantee terms)

flip flap

sedus

The communication chair provides freedom of movement with the functions of a mobile, stackable chair for seminars and training courses. Parked in a small space, flip flap is quickly there in any communication situation.




Communication chair from
526,-



Sedus flip flap

► Communication chair

		9	4	2	Premium	0
		Atlantic	Cura	Nobel	Steelcut Trio 3	Leather
		Era	Cyber	Remix		
		Nova	Fame	Tempt		
		Phoenix	Step	Customer's Own		
		Customer's Own	Umber	Leather		
			Imitation leather			
	fl-220	526,-	561,-	578,-	676,-	721,-

Model colour / plastic parts

black	■	103
clear white	□	158

Armrests

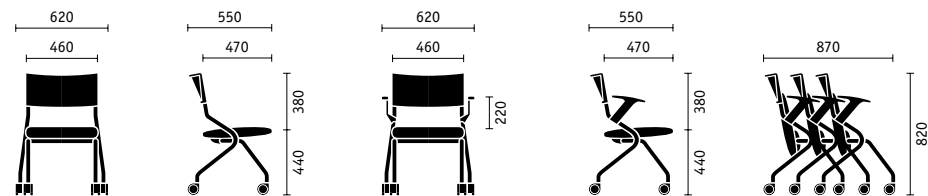
Without armrests	■	3000	
Fixed armrests made of plastic	□	3110	85,-

Frame

Steel frame, nesting, white aluminium	■	8003-119	
Steel frame, nesting, black	□	8003-103	
Steel frame, nesting, chromed	□	8003-100	52,-

Miscellaneous

Soft castors for hard flooring	□	6001	
Without transportation protection for castors	□	6226	



Recommended retail prices in Euro exclusive of VAT [2025.01]

All dimensions in mm

Sedus flip flap specification

► Communication chair

Backrest	<ul style="list-style-type: none">- Ergonomically designed black plastic backrest
Armrests	<ul style="list-style-type: none">- Armrests (armrest height 220 mm) made of black plastic- Dimensions 215 mm x 40 mm
Seat	<ul style="list-style-type: none">- Folding seat, fully upholstered- Upholstery thickness 40 mm- Height 470 mm, width 460 mm
Frame	<ul style="list-style-type: none">- 4-leg tubular steel frame on castors, stackable/nesting- Steel frame, diameter 25 mm, tube wall thickness 2.5 mm, hard or soft castors with 65 mm diameter
User weight	<ul style="list-style-type: none">- Recommended for user weights up to 110 kg (up to 150 kg for non-constant use)
Warranty	<ul style="list-style-type: none">- 5 years (see guarantee terms)

meet chair

sedus

meet chair is available in a four-leg or a skid version with delicate, stackable frames for use in bistros and canteens and as a swivel chair for use in meetings, conferences or for temporary individual work.



4-leg visitor chair from
344,-



Skid chair from 316,-



Swivel chair from 422,-



Sedus meet chair

► Version in polypropylene



mt-222

344,-



mt-242

316,-



mt-201

422,-

Model colour / plastic parts

clear white	■	158
anthracite	□	107
black	□	103

Seat height-adjustment for swivel chair

Gaslift	■	1503
---------	---	------

Frame for visitor chairs

Steel frame stackable chromed	■	8001-100
-------------------------------	---	----------

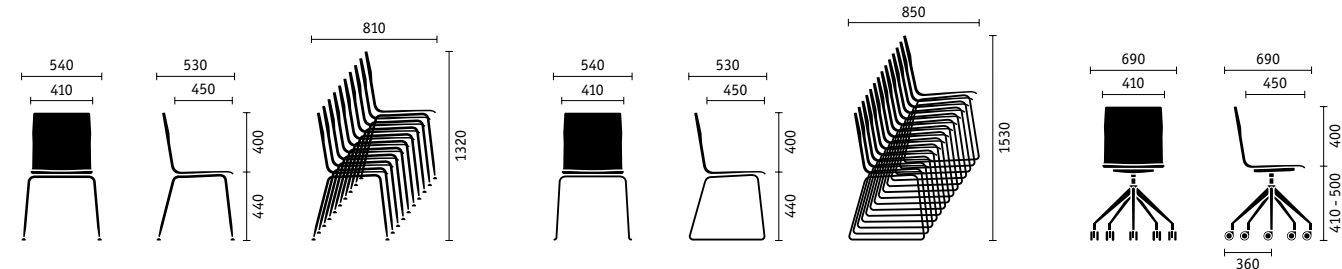
Base for swivel chair

Plastic base black	■	2401-103
--------------------	---	----------

Miscellaneous


Row linking for mt-222/mt-242	□	6203	14,-
Felt glides for mt-222/mt-201	□	6201	11,-
Plastic glides for mt-242/mt-201	□	6202	11,-
Soft castors for hard flooring for mt-201	□	6001	

meet chair



Sedus meet chair


► Accessories



mt-001/6915

Felt cover


40,-



mt-001/6908

Row linking

14,-



mt-001/6916

Stacking trolley

282,-



mt-001/6906

Transport trolley

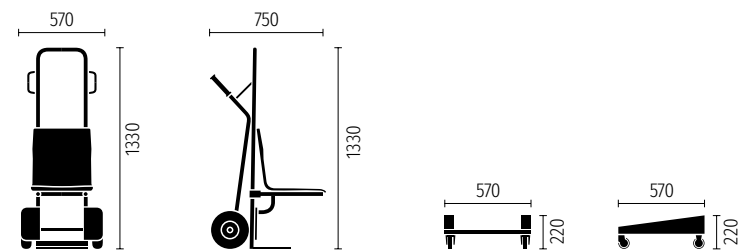
600,-

Model colour for felt cover	
black	□ 103
red	□ 104
green	□ 106
grey	□ 113

Felt cover Ø 380 mm

Transport trolley – max. 8 chairs

Stacking trolley – max. 10 chairs mt-222, max. 14 chairs mt-242



Recommended retail prices in Euro exclusive of VAT [2025.01]

All dimensions in mm

Sedus meet chair specification

► Version in polypropylene

- Shell**
- Ergonomically shaped seat shell made of injected plastic in the monosandwich method
 - Outer components polypropylene, inner components fibreglass-reinforced polypropylene for a high level of rigidity with high flexibility and pleasant to the touch due to the high quality streak-free surface
 - The front edge of the seat is slightly rounded to prevent blood pooling in the thighs

- Seat height-adjustment**
- Swivel chair: gas spring for infinitely variable height adjustment 410 - 520 mm

- Base**
- Swivel chair: basic base made of plastic (polyamide, glass-fibre reinforced), hard or soft castors with 50 mm diameter; optional plastic or felt glides

- Frame**
- 4-leg version: 4-leg steel frame, tapered, diameter 16 mm, tube wall thickness 2 mm, stackable to 10 units, stacking buffers made of polypropylene, plastic or felt glides
 - Skid version: steel frame, diameter 11 mm, stackable to 14 units, stacking buffers made of polypropylene, optional plastic glides
 - Optional row linking for retrofitting, removable

- User weight**
- Recommended for user weights up to 110 kg (up to 150 kg for non-constant use)

- Standards / Certificates**
- GS label by TÜV Rheinland LGA Products GmbH / DIN EN 16139 L1
 - Tested for harmful substances by TÜV Rheinland LGA Products GmbH
 - GREENGUARD certified (mt-222/mt-242)



- Design awards**
- iF product design award 2009, Discipline Product (mt-201)
 - Red Dot Design Award 2009 (mt-201)



- Warranty**
- 5 years (see guarantee terms)

se:spot

sedus

se:spot is an ergonomic all-rounder which boasts cosy aesthetics; it comes in a wide range of versions allowing it to be tailored to multiple working environments.



se:spot tube from 253,-



se:spot stack from 266,-



se:spot wood from 322,-

Sedus se:spot

► Four-leg chair



ut-222/8002
se:spot tube

253,-



ut-222/8001
se:spot stack

266,-



ut-222/8402
se:spot wood

322,-

Upholstery

Seat and backrest without upholstery, plastic	■ 7101	
Seat and backrest upholstered	□ 7103-9**	136,-
Seat and backrest upholstered	□ 7103-4**	171,-
Seat and backrest upholstered	□ 7103-2**	188,-

Model colour / plastic parts

clear white	■ 158	
black	□ 103	
silk grey	□ 148	
antique pink	□ 156	
fjord green	□ 157	

Frame ut-222/8002 se:spot tube

Steel frame, not stackable, clear white	■ 8002-158	
Steel frame, not stackable, black	□ 8002-103	
Steel frame, not stackable, fjord green	□ 8002-157	20,-
Steel frame, not stackable, cayenne red	□ 8002-159	20,-
Steel frame, not stackable, sand beige	□ 8002-160	20,-
Steel frame, not stackable, deep green	□ 8002-170	20,-
Steel frame, not stackable, dark bronze	□ 8002-171	20,-
Steel frame, not stackable, chromed	□ 8002-100	23,-

Frame ut-222/8001 se:spot stack

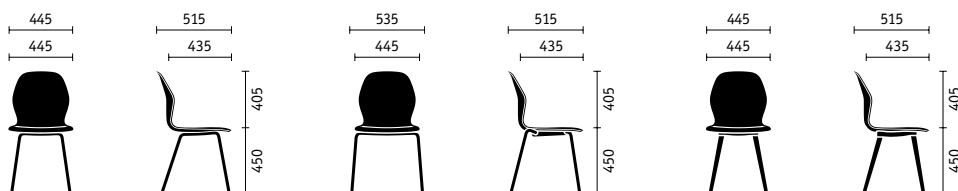
Steel frame, stackable, clear white	■ 8001-158	
Steel frame, stackable, black	□ 8001-103	
Steel frame, stackable, fjord green	□ 8001-157	20,-
Steel frame, stackable, cayenne red	□ 8001-159	20,-
Steel frame, stackable, sand beige	□ 8001-160	20,-
Steel frame, stackable, deep green	□ 8001-170	20,-
Steel frame, stackable, dark bronze	□ 8001-171	20,-
Steel frame, stackable, chromed	□ 8001-100	23,-

Frame ut-222/8402 se:spot wood

Wooden frame, not stackable, beech natural	■ 8402-B26	
Wooden frame, not stackable, beech black	□ 8402-B45	
Wooden frame, not stackable, oak natural	□ 8402-C11	25,-

Castors / Glides

Plastic glides	■ 2800	
Felt glides	□ 2801	11,-



Sedus se:spot

► Four-leg chair

Information on upholstery code 7103:

The inner cover of the changeable upholstery comes in the shades:

Price group 9 - Atlantic, Era, Nova, Phoenix

Price group 4 - Cura, Cyber, Fame, Step, Umber

Price group 2 - Nobel






The outer cover is available in:

Nexus Graphite UNY11 (4N1) or Nexus Storm UNY07 (4N2)

Always additionally state the desired colour of the outer cover.

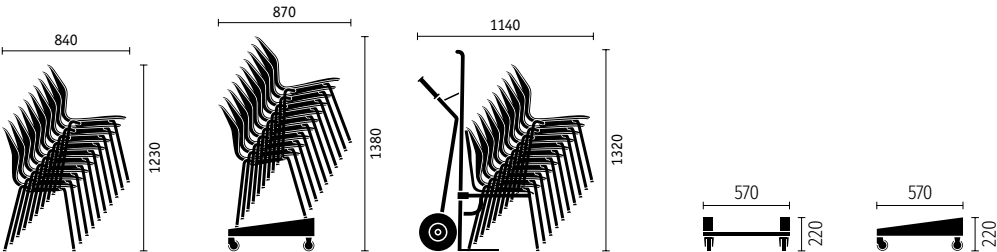
Sedus se:spot

► Accessories

	ut-001/6942 Seat backrest upholstery	132,-	167,-	184,-	9	4	2
					Atlantic	Cura	Nobel
					Era	Cyber	
					Nova	Fame	
					Phoenix	Step	
						Umber	
<hr/>							
	ut-001/6943 Grey felt upholstered cushion	81,-					
			<hr/>				
	ut-001/6944 Graphite felt upholstered cushion	81,-					
			<hr/>				
	ut-001/6916 Stacking trolley	282,-					
			<hr/>				
	ut-001/6906 Transport trolley	600,-					

The outer cover is available in Nexus Graphite UNY11 (4N1) or Nexus Storm UNY07 (4N2).
Always additionally state the desired colour of the outer cover.

se:spot



Recommended retail prices in Euro exclusive of VAT [2025.01]

All dimensions in mm

Sedus se:spot specification

► Four-leg chair

- Upholstery**
- The changeable upholstery, which gives the chair the impression of being fully upholstered, can be fitted or exchanged at any time without the need for tools
 - The upholstery comprises two parts: the front features 10 mm-thick foam wrapped in velour; the outer cover is available in Nexus Graphite UNY11 [4N1] or Nexus Storm UNY07 [4N2].

- Shell**
- One-piece seat made of polypropylene, ergonomically shaped with lumbar curvature, tapered backrest, gently shaped seat recess and slightly sloping, all-round bevelled seat
 - Sitting position between an active and a relaxed posture for use in combination with meeting tables
 - Available in five different colours: clear white (traffic white RAL 9016), black (graphite black RAL 9011), silk grey (NCS S 2002Y), antique pink (Pantone 16-1508 TPX-Adobe Rose), fjord green (NCS S4010-B50G/RAL 20060069)

- Frame**
- Three different frame versions are available:
 - [1] Wooden frame: solid wood tapered legs, attached to a die-cast aluminium support plate, sandblasted with powder coating. Chair legs in natural and black beech and natural oak.
 - [2] Steel frame, non-stackable, powdered or chrome-plated.
 - [3] Steel frame, stackable with integrated plastic stacking tray to protect the seat and upholstery, powdered or chrome-plated, up to 10 chairs can be stacked.
 - All steel frames are 18 mm in diameter with a wall thickness of 2.0 mm
 - Steel frames feature inclinable glides. All frames come with plastic or felt glides

- Cushions**
- Upholstered cushion, approx. 16 mm thick with an approx. 10 mm foam filling, sown with 2 x approx. 3 mm layers of genuine wool felt, non-slip finish on the underside
 - Either grey or graphite; the underside is always anthracite

- User weight**
- Recommended for user weights up to 110 kg (up to 150 kg for occasional use)

- Standards / Certificates**
- GS label by TÜV Rheinland LGA Products GmbH / DIN EN 16139 L1
 - Tested for harmful substances by TÜV Rheinland LGA Products GmbH
 - GREENGUARD certified



- Design awards**
- ICONIC AWARDS 2019: Interior Innovation – Winner
 - iF DESIGN AWARD 2019, Discipline Product
 - Red Dot Award 2019, Winner
 - German Design Award 2020, Gold



- Warranty**
- 5 years [see guarantee terms]

se:spot stool

sedus

se:spot stool presents itself as homely, comfortable and in two practical heights. This allows for intuitive and versatile exchange and teamwork.




Stool skid from 342,-



Stool wood from 525,-

Sedus se:spot stool

► Skid frame



Upholstery

Seat and backrest without upholstery, plastic	■ 7101	
Seat and backrest upholstered	□ 7103-9**	133,-
Seat and backrest upholstered	□ 7103-4**	168,-
Seat and backrest upholstered	□ 7103-2**	185,-

Model colour / plastic parts

clear white	■ 158	
black	□ 103	
silk grey	□ 148	
antique pink	□ 156	
fjord green	□ 157	

Frame

Steel frame, stackable, clear white	■ 8001-158	
Steel frame, stackable, black	□ 8001-103	
Steel frame, stackable, fjord green	□ 8001-157	20,-
Steel frame, stackable, cayenne red	□ 8001-159	20,-
Steel frame, stackable, sand beige	□ 8001-160	20,-
Steel frame, stackable, deep green	□ 8001-170	20,-
Steel frame, stackable, dark bronze	□ 8001-171	20,-
Steel frame, stackable, chromed	□ 8001-100	23,-

Castors / Glides

Plastic glides	■ 2800	
Hybrid glides	□ 2803	11,-

Information on upholstery code 7103:

The inner cover of the changeable upholstery comes in the shades:

Price group 9 - Atlantic, Era, Nova, Phoenix

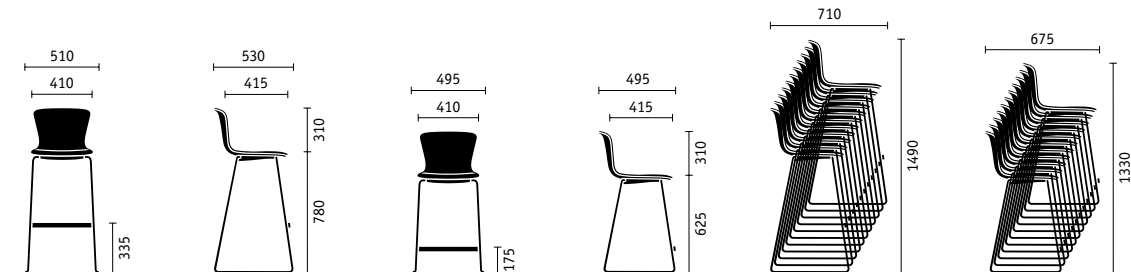
Price group 4 - Cura, Cyber, Fame, Step, Umber

Price group 2 - Nobel

The outer cover is available in:

Nexus Graphite UNY11 (4N1) or Nexus Storm UNY07 (4N2)

Always additionally state the desired colour of the outer cover.



Sedus se:spot stool

► Wood frame



ut-904

525,-



ut-914

525,-

Upholstery

Seat and backrest without upholstery, plastic	■ 7101	
Seat and backrest upholstered	□ 7103-9**	133,-
Seat and backrest upholstered	□ 7103-4**	168,-
Seat and backrest upholstered	□ 7103-2**	185,-

Model colour / plastic parts

clear white	■ 158	
black	□ 103	
silk grey	□ 148	
antique pink	□ 156	
fjord green	□ 157	

Frame

Wooden frame, not stackable, beech natural	■ 8402-B26	
Wooden frame, not stackable, beech black	□ 8402-B45	
Wooden frame, not stackable, oak natural	□ 8402-C11	25,-

Castors / Glides

Plastic glides	■ 2800	
Felt glides	□ 2801	11,-

Information on upholstery code 7103:

The inner cover of the changeable upholstery comes in the shades:

Price group 9 - Atlantic, Era, Nova, Phoenix

Price group 4 - Cura, Cyber, Fame, Step, Umber

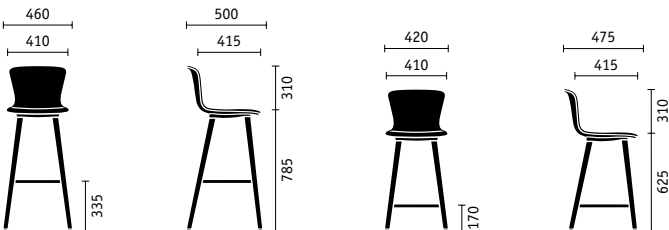
Price group 2 - Nobel

The outer cover is available in:

Nexus Graphite UNY11 [4N1] or Nexus Storm UNY07 [4N2]


Always additionally state the desired colour of the outer cover.

se:spot stool



Sedus se:spot stool









► Accessories

		9		4	2
		Atlantic		Cura	Nobel
		Era		Cyber	
		Nova		Fame	
		Phoenix		Step	
				Umber	
	ut-001/6946 Seat				
	backrest upholstery	132,-		167,-	184,-

The outer cover is available in Nexus Graphite UNY11 (4N1) or Nexus Storm UNY07 (4N2).
Always additionally state the desired colour of the outer cover.

Sedus se:spot stool specification

► Skid frame

Upholstery	<ul style="list-style-type: none"> - The changeable upholstery, which gives the chair the impression of being fully upholstered, can be fitted or exchanged at any time without the need for tools - The upholstery comprises two parts: the front features 10 mm-thick foam wrapped in velour; the outer cover is available in Nexus Graphite UNY11 [4N1] or Nexus Storm UNY07 [4N2].
Shell	<ul style="list-style-type: none"> - One-piece seat made of polypropylene, ergonomically shaped with tapered backrest, gently shaped seat recess and slightly sloping, all-round bevelled seat - Available in five different colours: clear white (traffic white RAL 9016), black (graphite black RAL 9011), silk grey (NCS S 2002Y), antique pink (Pantone 16-1508 TPX-Adobe Rose), fjord green (NCS S4010-B50G/RAL 20060069)
Frame	<ul style="list-style-type: none"> - Steel wire skid frame (11 mm thick), with footrest, stackable to 11 units, with integrated plastic stacking tray to protect the seat and upholstery, powdered or chrome-plated. - Available in two different heights: high - for tables up to approx. 1050 mm; medium - for tables up to approx. 900 mm
Castors/glides	<ul style="list-style-type: none"> - Glides with a plastic cover - Hybrid glides: Load-dependent, braked glides; reduced frictional resistance in unloaded condition. Automatic anti-slip function in loaded condition to stabilise the frame.
User weight	<ul style="list-style-type: none"> - Recommended for user weights up to 110 kg (up to 150 kg for occasional use)
Standards / Certificates	<ul style="list-style-type: none"> - GS label by TÜV Rheinland LGA Products GmbH / DIN EN 16139 L1 - Tested for harmful substances by TÜV Rheinland LGA Products GmbH - GREENGUARD certified <div>     </div>
Design awards	<ul style="list-style-type: none"> - ICONIC AWARDS 2021: Interior Innovation – Selection - German Design Award 2021, Winner - iF DESIGN AWARD 2021, Discipline Product - Red Dot Design Award 2021, Winner <div>     </div>
Warranty	<ul style="list-style-type: none"> - 5 years (see guarantee terms)

► Wood frame

Upholstery	<ul style="list-style-type: none"> - The changeable upholstery, which gives the chair the impression of being fully upholstered, can be fitted or exchanged at any time without the need for tools - The upholstery comprises two parts: the front features 10 mm-thick foam wrapped in velour; the outer cover is available in Nexus Graphite UNY11 [4N1] or Nexus Storm UNY07 [4N2].
Shell	<ul style="list-style-type: none"> - One-piece seat made of polypropylene, ergonomically shaped with tapered backrest, gently shaped seat recess and slightly sloping, all-round bevelled seat - Available in five different colours: clear white (traffic white RAL 9016), black (graphite black RAL 9011), silk grey (NCS S 2002Y), antique pink (Pantone 16-1508 TPX-Adobe Rose), fjord green (NCS S4010-B50G/RAL 20060069)
Frame	<ul style="list-style-type: none"> - Wood frame (four-legged): solid wood tapered legs, attached to a die-cast aluminium support plate, sandblasted with powder coating. Chair legs in natural and black beech and natural oak - Large footrest made of die-cast aluminium, in clear white, only with beech frame black or model colour black in black - Glides with either a plastic or felt cover, can be changed without tools. - Available in two different heights: high - for tables up to approx. 1050 mm; medium - for tables up to approx. 900 mm
User weight	<ul style="list-style-type: none"> - Recommended for user weights up to 110 kg (up to 150 kg for occasional use)

Sedus se:spot stool specification

Standards / Certificates

- GS label by TÜV Rheinland LGA Products GmbH / DIN EN 16139 L1
- Tested for harmful substances by TÜV Rheinland LGA Products GmbH
- GREENGUARD certified



Design awards

- ICONIC AWARDS 2021: Interior Innovation – Selection
- German Design Award 2021, Winner
- iF DESIGN AWARD 2021, Discipline Product
- Red Dot Design Award 2021, Winner



Warranty

- 5 years (see guarantee terms)
-

se:café soft chair

sedus

The fully upholstered se:café soft chair range offers maximum comfort and creates a cosy atmosphere. Furthermore, the wide variety of models makes it a real all-rounder: from lounge chairs and table-oriented chairs to bar stools.



soft chair from 548,-



soft lounge chair from 799,-




soft stool from 598,-



Sedus se:café soft chair

► soft chair skid base

		9	4	2	Premium	0
		Atlantic	Cura	Milano	Serpentine	Leather
		Era	Cyber	Nobel	Steelcut Trio 3	
		Nova	Fame	Remix	Vanir	
		One	Step	SILVERTEX®		
		Phoenix	Umber	Tempt		
		Imitation leather				
	cc-242	548,-	593,-	632,-	722,-	845,-

Upholstery

Fully upholstered seat shell, strict upholstery		
appearance	■	7503
Fully upholstered seat shell, casual upholstery		
appearance - not possible in combination with		
imitation leather, SILVERTEX®, leather	□	7504 38,-

Upholstery element

Multicoloured upholstery	□	7030 31,-
--------------------------	---	-----------

Armrests

Without armrests	■	3000
Comfort-armrests integrated into the backrest shell	□	3512 84,-

Version

Sitting height, table-oriented	■	7744
--------------------------------	---	------

Frame

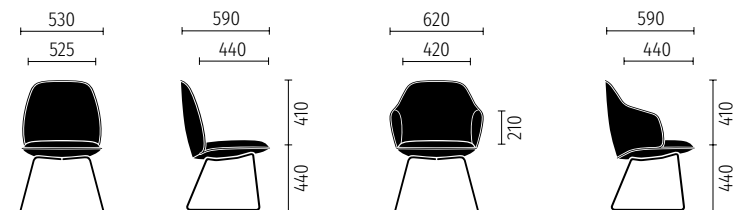
Steel frame, not stackable, black	■	8002-103
Steel frame, not stackable, clear white	□	8002-158
Steel frame, not stackable, fjord green	□	8002-157 20,-
Steel frame, not stackable, cayenne red	□	8002-159 20,-
Steel frame, not stackable, sand beige	□	8002-160 20,-
Steel frame, not stackable, deep green	□	8002-170 20,-
Steel frame, not stackable, dark bronze	□	8002-171 20,-
Steel frame, not stackable, chromed	□	8002-100 23,-

Castors / Glides

Hybrid glides	■	2803
---------------	---	------

Fire protection

Fire protection version in combination with the cover		
fabrics Fame, Nobel, One or Step	□	6004 15,-



Sedus se:café soft chair

► soft chair four-leg steel frame



cc-220

9	4	2	Premium	0
Atlantic	Cura	Milano	Serpentine	Leather
Era	Cyber	Nobel	Steelcut Trio 3	
Nova	Fame	Remix	Vanir	
One	Step	SILVERTEX®		
Phoenix	Umber	Tempt		
	Imitation leather			

570,-

616,-

654,-

744,-

867,-

Upholstery

Fully upholstered seat shell, strict upholstery

appearance ■ 7503

Fully upholstered seat shell, casual upholstery

appearance - not possible in combination with

imitation leather, SILVERTEX®, leather □ 7504 38,-

Upholstery element

Multicoloured upholstery □ 7030 31,-

Armrests

Without armrests ■ 3000

Comfort-armrests integrated into the backrest shell □ 3512 84,-

Version

Sitting height, table-oriented ■ 7744

Frame

Steel frame, not stackable, black ■ 8002-103

Steel frame, not stackable, clear white □ 8002-158

Steel frame, not stackable, fjord green □ 8002-157 20,-

Steel frame, not stackable, cayenne red □ 8002-159 20,-

Steel frame, not stackable, sand beige □ 8002-160 20,-

Steel frame, not stackable, deep green □ 8002-170 20,-

Steel frame, not stackable, dark bronze □ 8002-171 20,-

Steel frame, not stackable, chromed □ 8002-100 23,-

Castors / Glides

Plastic glides ■ 2800

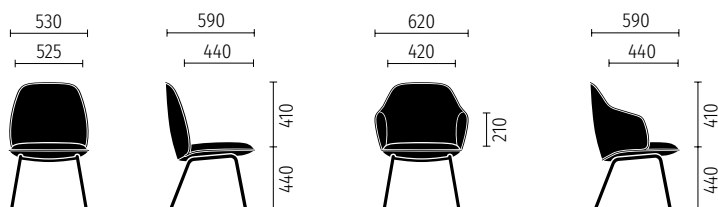
Felt glides □ 2801 11,-

Fire protection

Fire protection version in combination with the cover


fabrics Fame, Nobel, One or Step □ 6004 15,-

se:café soft chair



Sedus se:café soft chair

► soft chair four-leg wooden frame

		9	4	2	Premium	0
		Atlantic	Cura	Milano	Serpentine	Leather
		Era	Cyber	Nobel	Steelcut Trio 3	
		Nova	Fame	Remix	Vanir	
		One	Step	SILVERTEX®		
		Phoenix	Umber	Tempt		
		Imitation leather				
	cc-227	612,-	657,-	696,-	786,-	909,-

Upholstery

Fully upholstered seat shell, strict upholstery		
appearance	■	7503
Fully upholstered seat shell, casual upholstery		
appearance - not possible in combination with		
imitation leather, SILVERTEX®, leather	□	7504 38,-

Upholstery element

Multicoloured upholstery	□	7030 31,-
--------------------------	---	-----------

Armrests

Without armrests	■	3000
Comfort-armrests integrated into the backrest shell	□	3512 84,-

Version

Sitting height, table-oriented	■	7744
--------------------------------	---	------

Frame

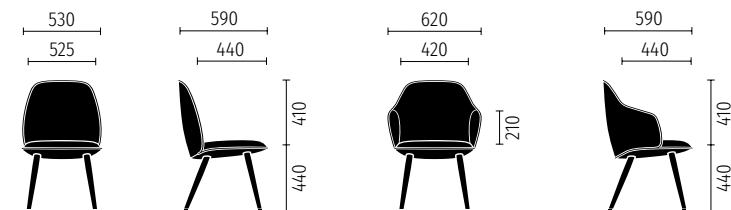
Wooden frame, not stackable, beech natural	■	8402-B26
Wooden frame, not stackable, beech black	□	8402-B45
Wooden frame, not stackable, ash on natural oak, stained	□	8402-E66 36,-

Castors / Glides

Plastic glides	■	2800
Felt glides	□	2801 11,-

Fire protection

Fire protection version in combination with the cover		
fabrics Fame, Nobel, One or Step	□	6004 15,-



Sedus se:café soft chair

► soft lounge chair skid base



cc-265

9	4	2	Premium	0
Atlantic	Cura	Milano	Serpentine	Leather
Era	Cyber	Nobel	Steelcut Trio 3	
Nova	Fame	Remix	Vanir	
One	Step	SILVERTEX®		
Phoenix	Umber	Tempt		
	Imitation leather			
799,-	865,-	913,-	1.006,-	1.144,-

Upholstery

Fully upholstered seat shell, strict upholstery

appearance ■ 7503

Fully upholstered seat shell, casual upholstery

appearance - not possible in combination with

imitation leather, SILVERTEX®, leather □ 7504 38,-

Upholstery element

Multicoloured upholstery □ 7030 31,-

Armrests

Comfort-armrests integrated into the backrest shell ■ 3512

Version

Lounge height ■ 7740

Frame

Steel frame, not stackable, black ■ 8002-103

Steel frame, not stackable, clear white □ 8002-158

Steel frame, not stackable, fjord green □ 8002-157 20,-

Steel frame, not stackable, cayenne red □ 8002-159 20,-

Steel frame, not stackable, sand beige □ 8002-160 20,-

Steel frame, not stackable, deep green □ 8002-170 20,-

Steel frame, not stackable, dark bronze □ 8002-171 20,-

Steel frame, not stackable, chromed □ 8002-100 23,-

Castors / Glides

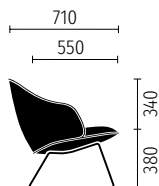
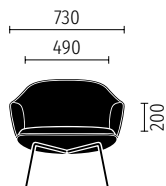
Hybrid glides ■ 2803

Fire protection

Fire protection version in combination with the cover


fabrics Fame, Nobel, One or Step □ 6004 15,-

se:café soft chair



Sedus se:café soft chair

► soft lounge chair four-leg steel frame

		9	4	2	Premium	0
		Atlantic	Cura	Milano	Serpentine	Leather
		Era	Cyber	Nobel	Steelcut Trio 3	
		Nova	Fame	Remix	Vanir	
		One	Step	SILVERTEX®		
		Phoenix	Umber	Tempt		
			Imitation leather			
	cc-264	821,-	886,-	936,-	1.028,-	1.166,-

Upholstery

Fully upholstered seat shell, strict upholstery appearance	■	7503	
Fully upholstered seat shell, casual upholstery appearance - not possible in combination with imitation leather, SILVERTEX®, leather	□	7504	38,-

Upholstery element

Multicoloured upholstery	□	7030	31,-
--------------------------	---	------	------

Armrests

Comfort-armrests integrated into the backrest shell	■	3512	
---	---	------	--

Version

Lounge height	■	7740	
---------------	---	------	--

Frame

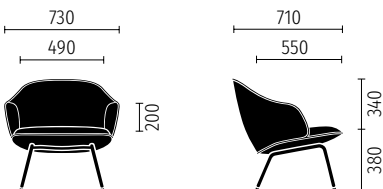
Steel frame, not stackable, black	■	8002-103	
Steel frame, not stackable, clear white	□	8002-158	
Steel frame, not stackable, fjord green	□	8002-157	20,-
Steel frame, not stackable, cayenne red	□	8002-159	20,-
Steel frame, not stackable, sand beige	□	8002-160	20,-
Steel frame, not stackable, deep green	□	8002-170	20,-
Steel frame, not stackable, dark bronze	□	8002-171	20,-
Steel frame, not stackable, chromed	□	8002-100	23,-

Castors / Glides

Plastic glides	■	2800	
Felt glides	□	2801	11,-

Fire protection

Fire protection version in combination with the cover fabrics Fame, Nobel, One or Step	□	6004	15,-
--	---	------	------



Recommended retail prices in Euro exclusive of VAT [2025.01]

All dimensions in mm

Sedus se:café soft chair

► soft lounge chair four-leg wooden frame



cc-266

9	4	2	Premium	0
Atlantic	Cura	Milano	Serpentine	Leather
Era	Cyber	Nobel	Steelcut Trio 3	
Nova	Fame	Remix	Vanir	
One	Step	SILVERTEX®		
Phoenix	Umber	Tempt		
	Imitation leather			
864,-	930,-	977,-	1.071,-	1.208,-

Upholstery

Fully upholstered seat shell, strict upholstery

appearance ■ 7503

Fully upholstered seat shell, casual upholstery

appearance - not possible in combination with

imitation leather, SILVERTEX®, leather □ 7504 38,-

Upholstery element

Multicoloured upholstery □ 7030 31,-

Armrests

Comfort-armrests integrated into the backrest shell ■ 3512

Version

Lounge height ■ 7740

Frame

Wooden frame, not stackable, beech natural ■ 8402-B26

Wooden frame, not stackable, beech black □ 8402-B45

Wooden frame, not stackable, ash on natural oak,

stained □ 8402-E66 36,-

Castors / Glides

Plastic glides ■ 2800

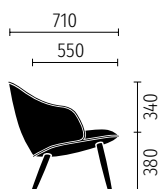
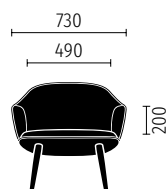
Felt glides □ 2801 11,-

Fire protection

Fire protection version in combination with the cover


fabrics Fame, Nobel, One or Step □ 6004 15,-

se:café soft chair



Sedus se:café soft chair

► soft stool chair skid base

		9	4	2	Premium	0
		Atlantic	Cura	Milano	Serpentine	Leather
		Era	Cyber	Nobel	Steelcut Trio 3	
		Nova	Fame	Remix	Vanir	
		One	Step	SILVERTEX®		
		Phoenix	Umber	Tempt		
		Imitation leather				
	cc-903	598,-	632,-	676,-	738,-	834,-

Upholstery

Fully upholstered seat shell, strict upholstery		
appearance	■	7503
Fully upholstered seat shell, casual upholstery		
appearance - not possible in combination with		
imitation leather, SILVERTEX®, leather	□	7504 38,-

Upholstery element

Multicoloured upholstery	□	7030 31,-
--------------------------	---	-----------

Armrests

Without armrests	■	3000
------------------	---	------

Version

Sitting height bar	■	7780
Sitting height studio	□	7762

Frame

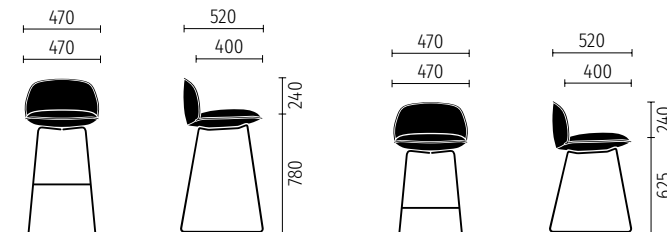
Steel frame, not stackable, black	■	8002-103
Steel frame, not stackable, clear white	□	8002-158
Steel frame, not stackable, fjord green	□	8002-157 20,-
Steel frame, not stackable, cayenne red	□	8002-159 20,-
Steel frame, not stackable, sand beige	□	8002-160 20,-
Steel frame, not stackable, deep green	□	8002-170 20,-
Steel frame, not stackable, dark bronze	□	8002-171 20,-
Steel frame, not stackable, chromed	□	8002-100 23,-

Castors / Glides

Hybrid glides	■	2803
---------------	---	------

Fire protection

Fire protection version in combination with the cover		
fabrics Fame, Nobel, One or Step	□	6004 15,-



Recommended retail prices in Euro exclusive of VAT [2025.01]

All dimensions in mm

Sedus se:café soft chair

► soft stool four-leg steel frame



cc-902

9	4	2	Premium	0
Atlantic	Cura	Milano	Serpentine	Leather
Era	Cyber	Nobel	Steelcut Trio 3	
Nova	Fame	Remix	Vanir	
One	Step	SILVERTEX®		
Phoenix	Umber	Tempt		
	Imitation leather			

620,-

654,-

698,-

760,-

856,-

Upholstery

Fully upholstered seat shell, strict upholstery

appearance ■ 7503

Fully upholstered seat shell, casual upholstery

appearance - not possible in combination with

imitation leather, SILVERTEX®, leather □ 7504 38,-

Upholstery element

Multicoloured upholstery □ 7030 31,-

Armrests

Without armrests ■ 3000

Version

Sitting height bar ■ 7780

Sitting height studio □ 7762

Frame

Steel frame, not stackable, black ■ 8002-103

Steel frame, not stackable, clear white □ 8002-158

Steel frame, not stackable, fjord green □ 8002-157 20,-

Steel frame, not stackable, cayenne red □ 8002-159 20,-

Steel frame, not stackable, sand beige □ 8002-160 20,-

Steel frame, not stackable, deep green □ 8002-170 20,-

Steel frame, not stackable, dark bronze □ 8002-171 20,-

Steel frame, not stackable, chromed □ 8002-100 23,-

Castors / Glides

Plastic glides ■ 2800

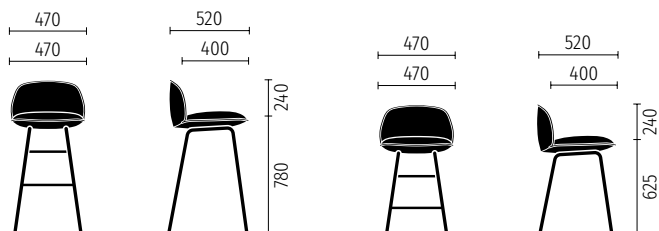
Felt glides □ 2801 11,-

Fire protection

Fire protection version in combination with the cover


fabrics Fame, Nobel, One or Step □ 6004 15,-

se:café soft chair



Sedus se:café soft chair

► soft stool four-leg wooden frame

	9	4	2	Premium	0
	Atlantic	Cura	Milano	Serpentine	Leather
	Era	Cyber	Nobel	Steelcut Trio 3	
	Nova	Fame	Remix	Vanir	
	One	Step	SILVERTEX®		
	Phoenix	Umber	Tempt		
		Imitation leather			
cc-904	794,-	828,-	872,-	934,-	1.030,-

Upholstery

Fully upholstered seat shell, strict upholstery appearance	■	7503	
Fully upholstered seat shell, casual upholstery appearance - not possible in combination with imitation leather, SILVERTEX®, leather	□	7504	38,-

Upholstery element

Multicoloured upholstery	□	7030	31,-
--------------------------	---	------	------

Armrests

Without armrests	■	3000	
------------------	---	------	--

Version

Sitting height bar	■	7780	
Sitting height studio	□	7762	

Frame

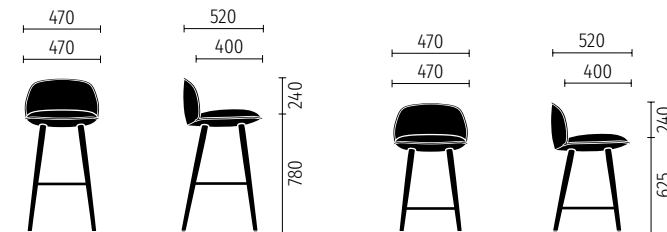
Wooden frame, not stackable, beech natural	■	8402-B26	
Wooden frame, not stackable, beech black	□	8402-B45	
Wooden frame, not stackable, ash on natural oak, stained	□	8402-E66	36,-

Castors / Glides

Plastic glides	■	2800	
Felt glides	□	2801	11,-

Fire protection

Fire protection version in combination with the cover fabrics Fame, Nobel, One or Step	□	6004	15,-
--	---	------	------



Sedus se:café soft chair specification

► soft chair, soft lounge chair, soft stool

Version	<ul style="list-style-type: none">- soft chair: fully upholstered chair with or without armrests for comfortable seating at table height- soft lounge chair: low, fully upholstered shell chair with wider dimensions for lounge areas- soft stool: fully upholstered bar stool with compact seating area and low back for comfortable seating at a high table or at the bar
Upholstery	<ul style="list-style-type: none">- The inner backrest upholstery, outer backrest upholstery and seat upholstery can be configured independently of each other- There may be variations between upholstery covers: colour combinations are possible within a fabric collection or leather and imitation leather covers can be combined with each other and with all fabric collections- Strict upholstery look (upholstery cover is tightly sewn)- Optionally, a casual upholstery look is available. Subtle folds and loose, soft upholstery on the inside of the backrest. Upholstery cover is sewn at the top and bottom. Folds rest freely on the upholstery.- Seat shell always with all-round decorative stitching
Backrest	<ul style="list-style-type: none">- soft chair: backrest tilt 11°- soft lounge chair: backrest tilt 17°- soft stool: backrest tilt 0°
Seat	<ul style="list-style-type: none">- Upholstery thickness 50 mm- soft chair: seating angle -3°- soft lounge chair: seating angle -5°- soft stool: seating angle 0°
Frame	<ul style="list-style-type: none">- Skid base: curved wire base, diameter 12 mm, powder-coated or chrome-plated- Four-leg steel frame: steel frame, diameter: 22 mm, powder-coated or chrome-plated- Four-leg wooden frame: aluminium support, legs in beech or ash- Foot rail for soft stool: made of aluminium, for skid base and four-legged steel frame, matching the selected leg colour, for wooden frame, always black
Glides	<ul style="list-style-type: none">- Hybrid glides for skid base: load-dependent, braked glides: reduced frictional resistance in unloaded condition. Automatic anti-slip function when loaded, to stabilise the frame. Plastic glides The plastic surface is universally usable and particularly suitable for sensitive floors- Four-leg steel frame/four-leg wooden frame: plastic glides for soft floors, felt glides for hard floors
User weight	<ul style="list-style-type: none">- Skid base/four-leg steel frame: recommended for user weights up to 130 kg- Four-leg wooden frame: recommended for user weights up to 110 kg
Shipping / dispatch	<ul style="list-style-type: none">- Always in cardboard packaging
Warranty	<ul style="list-style-type: none">- 5 years [see guarantee terms]

se:café wooden chair

sedus

With their timeless and high-quality solid wood design, the se:café wooden chair and lounge chair create a natural atmosphere. It is available as a version with Viennese wickerwork or made entirely of wood.



wooden chair from 769,-



wooden lounge chair from 949,-



Sedus se:café wooden chair

► wooden chair



cw-223/Beech

769,-



cw-223/Ash

869,-



cw-224/Beech with Viennese wickerwork

884,-



cw-224/Ash with Viennese wickerwork

984,-

Frame cw-223/Beech

Wooden frame, not stackable, beech natural	■	8402-B26	
Wooden frame, not stackable, beech black	□	8402-B65	49,-
Wooden frame, not stackable, beech ruby red	□	8402-B66	49,-
Wooden frame, not stackable, beech deep green	□	8402-B67	49,-
Wooden frame, not stackable, beech midnight blue	□	8402-B68	49,-

Frame cw-223/Ash

Wooden frame, not stackable, ash natural	■	8402-E41	
Wooden frame, not stackable, ash black	□	8402-E65	49,-
Wooden frame, not stackable, ash on natural oak, stained	□	8402-E66	49,-

Frame cw-224/Beech with Viennese wickerwork

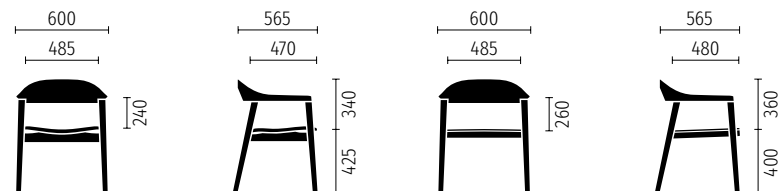
Wooden frame, not stackable, beech natural	■	8402-B26	
Wooden frame, not stackable, beech black	□	8402-B65	49,-

Frame cw-224/Ash with Viennese wickerwork

Wooden frame, not stackable, ash natural	■	8402-E41	
Wooden frame, not stackable, ash black	□	8402-E65	49,-
Wooden frame, not stackable, ash on natural oak, stained	□	8402-E66	49,-

Castors / Glides

Reversible glides	■	2805	
-------------------	---	------	--




Sedus se:café wooden chair

► wooden lounge chair




cw-267/Beech

949,-




cw-267/Ash

1.049,-



cw-268/Beech with Viennese wickerwork

1.179,-



cw-268/Ash with Viennese wickerwork

1.279,-

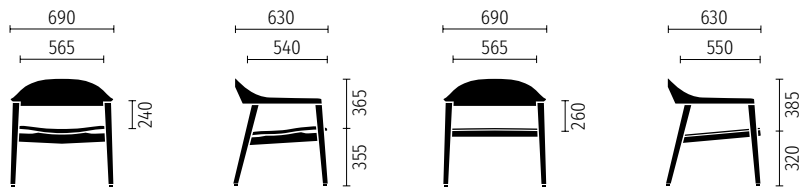
Frame cw-267/Beech			
Wooden frame, not stackable, beech natural	■	8402-B26	
Wooden frame, not stackable, beech black	□	8402-B65	59,-
Wooden frame, not stackable, beech ruby red	□	8402-B66	59,-
Wooden frame, not stackable, beech deep green	□	8402-B67	59,-
Wooden frame, not stackable, beech midnight blue	□	8402-B68	59,-

Frame cw-267/Ash			
Wooden frame, not stackable, ash natural	■	8402-E41	
Wooden frame, not stackable, ash black	□	8402-E65	59,-
Wooden frame, not stackable, ash on natural oak, stained	□	8402-E66	59,-

Frame cw-268/Beech with Viennese wickerwork			
Wooden frame, not stackable, beech natural	■	8402-B26	
Wooden frame, not stackable, beech black	□	8402-B65	59,-

Frame cw-268/Ash with Viennese wickerwork			
Wooden frame, not stackable, ash natural	■	8402-E41	
Wooden frame, not stackable, ash black	□	8402-E65	59,-
Wooden frame, not stackable, ash on natural oak, stained	□	8402-E66	59,-

Castors / Glides	
Reversible glides	■ 2805





Recommended retail prices in Euro exclusive of VAT [2025.01]

All dimensions in mm

Sedus se:café wooden chair

► Accessories

		9	4	2	Premium	0
		Atlantic Era Nova One Phoenix	Cura Cyber Fame Step Umber Imitation leather	Milano Nobel Remix Tempt	Serpentine Steelcut Trio 3 Vanir	Leather
	cw-001/6948 Seat cushion for wooden chair	85,-	102,-	116,-	139,-	188,-

	cw-001/6949 Seat cushion for wooden lounge chair	94,-	112,-	128,-	153,-	206,-
---	---	------	-------	-------	-------	-------

Fire protection		
Fire protection version – possible in combination with the cover fabrics Fame, Nobel, One, Step		
□ 6004	10,-	

Sedus se:café wooden chair specification

► wooden chair, wooden lounge chair

Surfaces	<ul style="list-style-type: none">- se:café wooden chair (table height): solid wood with veneered seat or with Viennese wicker- se:café wooden lounge chair (height lounge): solid wood with veneered seat or with Viennese wicker- Seat surface with Viennese wicker: the Viennese wicker consists of thinly cut rattan strips, which are woven into a braided pattern. To extend the service life, a stable, semi-transparent plastic mesh is fitted under the Viennese wicker.
Glides	<ul style="list-style-type: none">- Reversible glides: Plastic & felt glides; on delivery, plastic glides are fitted
Cushions	<ul style="list-style-type: none">- Changeable upholstery for the seat of the veneered seat version, which gives the chair the impression of being fully upholstered, can be fitted or exchanged at any time without using any tools. Just pull it over the seat.- approx. 17 mm thick, with approx.10 mm PUR upholstery foam- Available in selected cover fabrics as well as imitation leather and leather- Non-slip finish on the underside
User weight	<ul style="list-style-type: none">- Recommended for user weights up to 130 kg
Shipping / dispatch	<ul style="list-style-type: none">- Fully assembled in cardboard packaging
Warranty	<ul style="list-style-type: none">- 5 years (see guarantee terms)

on spot cosy

sedus

The compact “on spot cosy” club chair brings a feeling of cosiness into every office and meeting room. It creates a comfortable atmosphere both in work environments and at home.



Skid chair from 623,-



Four-leg chair from 688,-



Swivel chair, 4-star aluminium base from 761,-



Swivel chair, 5-star plastic base from 761,-







Swivel chair, 4-star plastic base from 744,-



Sedus on spot cosy

► Skid chair

		9	4	2	Premium	0
		Atlantic Era Nova One Phoenix	Cura Cyber Fame Step Umber Imitation leather	Milano Nobel Remix Tempt	Serpentine Steelcut Trio 3 Vanir	Leather
	Outside cover	283,-	318,-	332,-	425,-	467,-
	Front cover	189,-	212,-	221,-	282,-	310,-
	Cushion cover	151,-	162,-	166,-	196,-	209,-
	Complete model uc-242	623,-	692,-	719,-	903,-	986,-

Upholstery

Fully upholstered seat shell ■ 7502

Frame

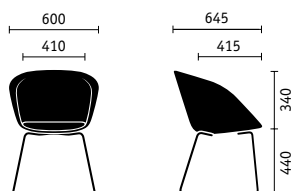
Steel frame, not stackable, black	■	8002-103	
Steel frame, not stackable, clear white	□	8002-158	
Steel frame, not stackable, fjord green	□	8002-157	20,-
Steel frame, not stackable, cayenne red	□	8002-159	20,-
Steel frame, not stackable, sand beige	□	8002-160	20,-
Steel frame, not stackable, deep green	□	8002-170	20,-
Steel frame, not stackable, dark bronze	□	8002-171	20,-
Steel frame, not stackable, chromed	□	8002-100	23,-

Castors / Glides

Hybrid glides ■ 2803





Miscellaneous

Fire protection version in combination with the cover
fabrics Fame, Nobel, One, Step □ 6004 15,-



Sedus on spot cosy

► Four-leg chair

	9	4	2	Premium	0	
	Atlantic Era Nova One Phoenix	Cura Cyber Fame Step Umber Imitation leather	Milano Nobel Remix Tempt	Serpentine Steelcut Trio 3 Vanir	Leather	
	Outside cover	348,-	383,-	397,-	490,-	532,-
	Front cover	189,-	212,-	221,-	282,-	310,-
	Cushion cover	151,-	162,-	166,-	196,-	209,-
	Complete model uc-227	688,-	757,-	784,-	968,-	1.051,-

Upholstery

Fully upholstered seat shell	■	7502
------------------------------	---	------

Frame

Wooden frame, not stackable, beech natural	■	8402-B26	
Wooden frame, not stackable, beech black	□	8402-B45	
Wooden frame, not stackable, oak natural	□	8402-C11	43,-

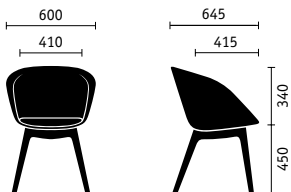
Castors / Glides

Plastic glides	■	2800	
Felt glides	□	2801	11,-

Miscellaneous





Fire protection version in combination with the cover fabrics Fame, Nobel, One, Step	□	6004	15,-
---	---	------	------

on spot cosy



Sedus on spot cosy

► Swivel chair 4-star aluminium base

		9	4	2	Premium	0
		Atlantic	Cura	Milano	Serpentine	Leather
		Era	Cyber	Nobel	Steelcut Trio 3	
		Nova	Fame	Remix	Vanir	
		One	Step	Tempt		
		Phoenix	Umber			
			Imitation leather			
	Outside cover	421,-	456,-	470,-	563,-	605,-
	Front cover	189,-	212,-	221,-	282,-	310,-
	Cushion cover	151,-	162,-	166,-	196,-	209,-
	Complete model uc-202	761,-	830,-	857,-	1.041,-	1.124,-

Upholstery

Fully upholstered seat shell ■ 7502

Seat height-adjustment

Swivel column, height not adjustable ■ 1600

Base

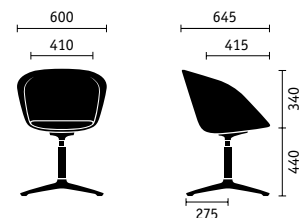
Aluminium base black ■ 2203-103
Aluminium base clear white □ 2203-158
Aluminium base polished □ 2203-110 63,-

Castors / Glides

Felt glides ■ 2801
Plastic glides □ 2800





Miscellaneous

Fire protection version in combination with the cover
fabrics Fame, Nobel, One, Step □ 6004 15,-



Sedus on spot cosy

► Swivel chair 5-star plastic base

		9	4	2	Premium	0
		Atlantic Era Nova One Phoenix	Cura Cyber Fame Step Umber Imitation leather	Milano Nobel Remix Tempt	Serpentine Steelcut Trio 3 Vanir	Leather
	Outside cover	421,-	456,-	470,-	563,-	605,-
	Front cover	189,-	212,-	221,-	282,-	310,-
	Cushion cover	151,-	162,-	166,-	196,-	209,-
	Complete model uc-201	761,-	830,-	857,-	1.041,-	1.124,-

Upholstery

Fully upholstered seat shell ■ 7502

Seat height-adjustment

Gaslift ■ 1503

Base

Plastic base black ■ 2401-103

Plastic base clear white □ 2401-158

Castors / Glides

Hard castors for soft flooring ■ 2700

Soft castors for hard flooring □ 2701

Plastic glides □ 2800 11,-

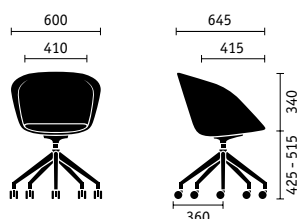
Felt glides □ 2801 11,-

Miscellaneous

Fire protection version in combination with the cover
fabrics Fame, Nobel, One, Step □ 6004 15,-





Castor colour corresponds to the base colour.

on spot cosy



Sedus on spot cosy

► Swivel chair 4-star plastic base

		9	4	2	Premium	0
		Atlantic Era Nova One Phoenix	Cura Cyber Fame Step Umber Imitation leather	Milano Nobel Remix Tempt	Serpentine Steelcut Trio 3 Vanir	Leather
	Outside cover	412,-	447,-	461,-	554,-	596,-
	Front cover	184,-	207,-	216,-	277,-	305,-
	Cushion cover	148,-	159,-	163,-	193,-	206,-
	Complete model uc-203	744,-	813,-	840,-	1.024,-	1.107,-

Upholstery

Fully upholstered seat shell ■ 7502

Castor colour corresponds to the base colour.

Seat height-adjustment

Swivel column, height not adjustable ■ 1600

Base

4-star plastic base black ■ 2414-103

4-star plastic base clear white □ 2414-158

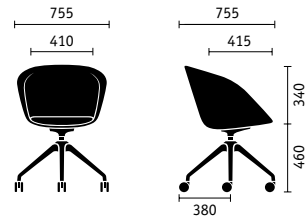
Castors / Glides

Hard castors for soft flooring ■ 2700

Soft castors for hard flooring □ 2701

Miscellaneous

Fire protection version in combination with the cover
fabrics Fame, Nobel, One, Step □ 6004 15,-



Sedus on spot cosy specification

► Skid chair

Shell	<ul style="list-style-type: none"> One-piece shell made of PP GF with recycled material, coated with PUR soft foam Seat height 440 mm Padding thickness at lordosis point: 35 mm Back cover of the shell, front cover of the shell and upholstered cover can all be chosen independently of one another. Combination possibilities: leather and fabric; imitation leather and fabric; different colours within a fabric and leather collection. Selection of back and front cover within one fabric quality. Upholstered cover may vary.
--------------	--

Frame	<ul style="list-style-type: none"> Filigree steel skid frame (11 mm diameter) Hybrid glides: Load-dependent, braked glides; reduced frictional resistance in unloaded condition. Automatic anti-slip function in loaded condition to stabilise the frame.
--------------	---

User weight	Recommended for user weights up to 110 kg (up to 150 kg for occasional use)
--------------------	---

Standards / Certificates	<ul style="list-style-type: none"> GS label by TÜV Rheinland LGA Products GmbH / DIN EN 16139 L1 Tested for harmful substances by TÜV Rheinland LGA Products GmbH GREENGUARD certified
---------------------------------	---



Design awards	<ul style="list-style-type: none"> ICONIC AWARDS 2021: Interior Innovation – Selection German Design Award 2021, Special Red Dot Design Award 2021, Winner
----------------------	---



Warranty	5 years [see guarantee terms]
-----------------	-------------------------------

► Four-leg chair

Shell	<ul style="list-style-type: none"> One-piece shell made of PP GF with recycled material, coated with PUR soft foam Seat height 450 mm Padding thickness at lordosis point: 35 mm Back cover of the shell, front cover of the shell and upholstered cover can all be chosen independently of one another. Combination possibilities: leather and fabric; imitation leather and fabric; different colours within a fabric and leather collection. Selection of back and front cover within one fabric quality. Upholstered cover may vary.
--------------	--

Frame	<ul style="list-style-type: none"> Lacquered solid wood frame, glued in natural or black beech or natural oak, stabilised by micro-serrations and locking pins The chair has black QuickClick glides with exchangeable inserts. Can be selected as required, clicked into place and exchanged without special tools. Plastic or felt glides. The plastic surface is universally usable, the felt sliding surface is especially suitable for sensitive floors.
--------------	---

User weight	Recommended for user weights up to 110 kg (up to 150 kg for occasional use)
--------------------	---

Standards / Certificates	<ul style="list-style-type: none"> GS label by TÜV Rheinland LGA Products GmbH / DIN EN 16139 L1 Tested for harmful substances by TÜV Rheinland LGA Products GmbH GREENGUARD certified
---------------------------------	---



Sedus on spot cosy specification

- Design awards**
- ICONIC AWARDS 2021: Interior Innovation – Selection
 - German Design Award 2021, Special
 - Red Dot Design Award 2021, Winner



- Warranty**
- 5 years [see guarantee terms]

► Swivel chair 4-star aluminium base

- Shell**
- One-piece shell made of PP GF with recycled material, coated with PUR soft foam
 - Seat height 440 mm
 - Padding thickness at lordosis point: 35 mm
 - Back cover of the shell, front cover of the shell and upholstered cover can all be chosen independently of one another. Combination possibilities: leather and fabric; imitation leather and fabric; different colours within a fabric and leather collection. Selection of back and front cover within one fabric quality. Upholstered cover may vary.

- Seat height-adjustment**
- Swivel column, height not adjustable

- Base**
- 4-star aluminium base, powder-coated, in black, clear white or polished
 - Plastic or felt glides

- User weight**
- Recommended for user weights up to 110 kg (up to 150 kg for occasional use)

- Standards / Certificates**
- GS label by TÜV Rheinland LGA Products GmbH / DIN EN 16139 L1
 - Tested for harmful substances by TÜV Rheinland LGA Products GmbH
 - GREENGUARD certified



- Design awards**
- ICONIC AWARDS 2021: Interior Innovation – Selection
 - German Design Award 2021, Special
 - Red Dot Design Award 2021, Winner



- Warranty**
- 5 years [see guarantee terms]

► Swivel chair 5-star plastic base

- Shell**
- One-piece shell made of PP GF with recycled material, coated with PUR soft foam
 - Variable seat height from 425 to 515 mm
 - Padding thickness at lordosis point: 35 mm
 - Back cover of the shell, front cover of the shell and upholstered cover can all be chosen independently of one another. Combination possibilities: leather and fabric; imitation leather and fabric; different colours within a fabric and leather collection. Selection of back and front cover within one fabric quality. Upholstered cover may vary.

- Seat height-adjustment**
- Continuous height adjustment by gas spring, cushioned in the lowest position by a plastic buffer; height adjustment from 425 to 515 mm

Sedus on spot cosy specification

Base	<ul style="list-style-type: none"> - 5-star plastic base in black or clear white - Hard or soft castors with 50 mm diameter, optional plastic or felt glides - Castor colour corresponds to the base colour, only with the soft castors the tread is always basalt grey
-------------	--

User weight	- Recommended for user weights up to 110 kg (up to 150 kg for occasional use)
--------------------	---

Standards / Certificates	<ul style="list-style-type: none"> - GS label by TÜV Rheinland LGA Products GmbH / DIN EN 16139 L1 - Tested for harmful substances by TÜV Rheinland LGA Products GmbH - GREENGUARD certified
---------------------------------	---



Design awards	<ul style="list-style-type: none"> - ICONIC AWARDS 2021: Interior Innovation – Selection - German Design Award 2021, Special - Red Dot Design Award 2021, Winner
----------------------	---



Warranty	- 5 years [see guarantee terms]
-----------------	---------------------------------

► Swivel chair 4-star plastic base

Shell	<ul style="list-style-type: none"> - One-piece shell made of PP GF with recycled material, coated with PUR soft foam - Seat height 460 mm - Padding thickness at lordosis point: 35 mm - Back cover of the shell, front cover of the shell and upholstered cover can all be chosen independently of one another. Combination possibilities: leather and fabric; imitation leather and fabric; different colours within a fabric and leather collection. Selection of back and front cover within one fabric quality. Upholstered cover may vary.
--------------	--

Seat height-adjustment	- Swivel column, height not adjustable
-------------------------------	--

Base	<ul style="list-style-type: none"> - 4-star plastic base in black or clear white - Hard or soft castors with 65 mm diameter - Castor colour corresponds to the base colour, only with the soft castors the tread is always basalt grey
-------------	---

User weight	- Recommended for user weights up to 110 kg (up to 150 kg for occasional use)
--------------------	---

Standards / Certificates	- GREENGUARD certified
---------------------------------	------------------------



Warranty	- 5 years [see guarantee terms]
-----------------	---------------------------------

on spot

sedus

Its inviting design combines the relaxed character of a lounge with productive seating ergonomics. A concept that promotes a culture of dialogue. on spot is available in four different frame/leg versions.



4-leg visitor chair from
375,-



Wooden four-leg version
from 481,-



Swivel chair with castors
from 500,-



Swivel chair from 537,-



Sedus on spot

► Four-leg version



us-220

375,-



us-227

481,-

Upholstery

Seat and backrest without upholstery, plastic	■ 7101	
Seat upholstered, backrest in plastic	□ 7102-9**	75,-
Seat upholstered, backrest in plastic	□ 7102-4**	96,-
Seat upholstered, backrest in plastic	□ 7102-2**	105,-
Seat upholstered, backrest in plastic	□ 7102-1**	160,-
Seat upholstered, backrest in plastic	□ 7102-0**	186,-
Seat and backrest upholstered	□ 7103-9**	157,-
Seat and backrest upholstered	□ 7103-4**	196,-
Seat and backrest upholstered	□ 7103-2**	212,-
Seat and backrest upholstered	□ 7103-1**	315,-
Seat and backrest upholstered	□ 7103-0**	362,-

Model colour / plastic parts

clear white	■ 158
black	□ 103
grey	□ 102

Frame us-220

Steel frame, not stackable, black	■ 8002-103	
Steel frame, not stackable, clear white	□ 8002-158	
Steel frame, not stackable, fjord green	□ 8002-157	20,-
Steel frame, not stackable, cayenne red	□ 8002-159	20,-
Steel frame, not stackable, sand beige	□ 8002-160	20,-
Steel frame, not stackable, deep green	□ 8002-170	20,-
Steel frame, not stackable, dark bronze	□ 8002-171	20,-
Steel frame, not stackable, chromed	□ 8002-100	51,-

Frame

Wooden frame, not stackable, beech natural	■ 8402-B26	
Wooden frame, not stackable, beech black	□ 8402-B45	
Wooden frame, not stackable, oak natural	□ 8402-C11	43,-

Miscellaneous

Different cover for backrest for code 7103	□ 7001	31,-
Fire protection version in combination with upholstery code 7102/7103 and the cover fabrics Fame or Step	□ 6004	10,-
Felt glides	□ 6201	11,-

The upholstery is available in the collections:

Price group 9 - Atlantic, Era, Nova, One, Phoenix

Price group 4 - Cura, Cyber, Fame, Step, Umber

Price group 2 - Milano, Remix, Tempt

Price group Premium - Steelcut Trio 3

Price group 0 - Leather

The following colours are excluded:

Atlantic [9] 9AT_A60063, 9AT_A60141, 9AT_A64117

Era [9] 9ER_CSE01, 9ER_CSE19, 9ER_CSE31, 9ER_CSE46

Nova [9] 9IP, 9IS

Cura [4] 4CU_CU60112

Fame [4] 4FA_F60005, 4FA_F64169, 4FA_F67068

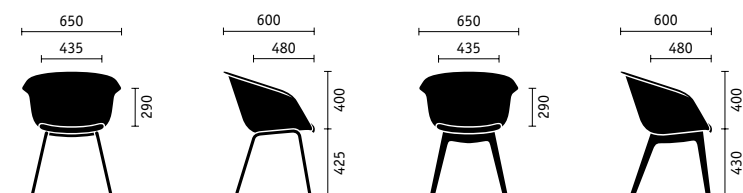
Step [4] 4ST_2440_60004, 4ST_2441_60004

Milano [2] 2MI_MI9101, 2MI_MI9108

Remix [2] 2IL, 2IM, 2IP, 2IQ, 2IZ, 22V

Tempt [2] 2TE_TE61169, 2TE_TE65076

Steelcut Trio 3 [1] 1SE_SE105, 1SE_SE205



Sedus on spot

► Swivel chair with castors



us-201

500,-

Upholstery

Seat and backrest without upholstery, plastic	■ 7101	
Seat upholstered, backrest in plastic	□ 7102-9**	75,-
Seat upholstered, backrest in plastic	□ 7102-4**	96,-
Seat upholstered, backrest in plastic	□ 7102-2**	105,-
Seat upholstered, backrest in plastic	□ 7102-1**	160,-
Seat upholstered, backrest in plastic	□ 7102-0**	186,-
Seat and backrest upholstered	□ 7103-9**	157,-
Seat and backrest upholstered	□ 7103-4**	196,-
Seat and backrest upholstered	□ 7103-2**	212,-
Seat and backrest upholstered	□ 7103-1**	315,-
Seat and backrest upholstered	□ 7103-0**	362,-

Model colour / plastic parts

clear white	■ 158	
black	□ 103	
grey	□ 102	

Seat height-adjustment

Gaslift	■ 1503	
---------	--------	--

Base

Plastic base black	■ 2401-103	
Plastic base clear white	□ 2401-158	

Miscellaneous

Different cover for backrest for code 7103	□ 7001	31,-
Fire protection version in combination with upholstery code 7102/7103 and the cover fabrics Fame or Step	□ 6004	10,-
Soft castors for hard flooring	□ 6001	
Plastic glides	□ 6202	11,-
Felt glides	□ 6201	11,-

The upholstery is available in the collections:

Price group 9 - Atlantic, Era, Nova, One, Phoenix

Price group 4 - Cura, Cyber, Fame, Step, Umber

Price group 2 - Milano, Remix, Tempt

Price group Premium - Steelcut Trio 3

Price group 0 - Leather

The following colours are excluded:

Atlantic [9] 9AT_A60063, 9AT_A60141, 9AT_A64117

Era [9] 9ER_CSE01, 9ER_CSE19, 9ER_CSE31, 9ER_CSE46

Nova [9] 91P, 91S

Cura [4] 4CU_CU60112

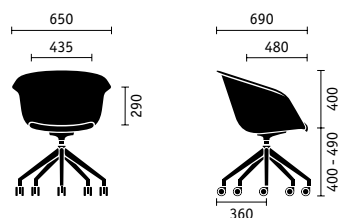
Fame [4] 4FA_F60005, 4FA_F64169, 4FA_F67068

Step [4] 4ST_2440_60004, 4ST_2441_60004

Milano [2] 2MI_MI9101, 2MI_MI9108

Remix [2] 21L, 21M, 21P, 21Q, 21Z, 22V

Tempt [2] 2TE_TE61169, 2TE_TE65076



Sedus on spot

► Swivel chair



us-202

537,-

Upholstery

Seat and backrest without upholstery, plastic	■ 7101	
Seat upholstered, backrest in plastic	□ 7102-9**	75,-
Seat upholstered, backrest in plastic	□ 7102-4**	96,-
Seat upholstered, backrest in plastic	□ 7102-2**	105,-
Seat upholstered, backrest in plastic	□ 7102-1**	160,-
Seat upholstered, backrest in plastic	□ 7102-0**	186,-
Seat and backrest upholstered	□ 7103-9**	157,-
Seat and backrest upholstered	□ 7103-4**	196,-
Seat and backrest upholstered	□ 7103-2**	212,-
Seat and backrest upholstered	□ 7103-1**	315,-
Seat and backrest upholstered	□ 7103-0**	362,-

Model colour / plastic parts

clear white	■ 158	
black	□ 103	
grey	□ 102	

Seat height-adjustment

Memory swivel, not height-adjustable	■ 1603	
--------------------------------------	--------	--

Base

Aluminium base black	■ 2203-103	
Aluminium base clear white	□ 2203-158	
Aluminium base polished	□ 2203-110	115,-

Miscellaneous

Different cover for backrest for code 7103	□ 7001	31,-
Fire protection version in combination with upholstery code 7102/7103 and the cover fabrics Fame or Step	□ 6004	10,-
Felt glides	□ 6201	11,-

The upholstery is available in the collections:

Price group 9 - Atlantic, Era, Nova, One, Phoenix

Price group 4 - Cura, Cyber, Fame, Step, Umber

Price group 2 - Milano, Remix, Tempt

Price group Premium - Steelcut Trio 3

Price group 0 - Leather

The following colours are excluded:

Atlantic [9] 9AT_A60063, 9AT_A60141, 9AT_A64117

Era [9] 9ER_CSE01, 9ER_CSE19, 9ER_CSE31, 9ER_CSE46

Nova [9] 91P, 91S

Cura [4] 4CU_CU60112

Fame [4] 4FA_F60005, 4FA_F64169, 4FA_F67068

Step [4] 4ST_2440_60004, 4ST_2441_60004

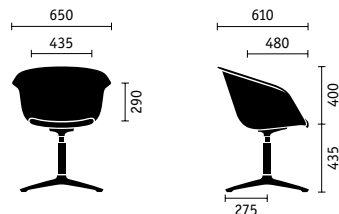
Milano [2] 2MI_MI9101, 2MI_MI9108

Remix [2] 21L, 21M, 21P, 21Q, 21Z, 22V

Tempt [2] 2TE_TE61169, 2TE_TE65076


Steelcut Trio 3 [1] 1SE_SE105, 1SE_SE205


on spot



Sedus on spot

► Accessories

	us-001/6943 Grey felt upholstered cushion	82,-
---	--	------

	us-001/6944 Graphite felt upholstered cushion	82,-
---	--	------

Upholstered cushion, approx. 16 mm thick with an approx. 10 mm foam filling, sown with 2 x approx. 3 mm layers of genuine wool felt, non-slip finish on the underside; the underside is always anthracite.

Sedus on spot specification

► Four-leg version

Shell	<ul style="list-style-type: none"> – One-piece polypropylene shell, up to 40% recycled material, in the colours clear white (RAL 9016), black (RAL 9017), grey (NCS S 5502-Y) – Ergonomically shaped seat shell: visually constant outer contour combined with different wall thicknesses, in particular in the lumbar area – Wall thickness is 17 mm in the lumbar area, 6 mm at the backrest edge – Seat tilt of about 6° for slightly upright sitting position between an active and a relaxed seating position for use in combination with meeting tables – Armrests (width 50 mm) directly integrated into shell at the height of the backrest – Armrest wings and wrap-around, rounded shape of the shell allow different arm positions – Seat height 435 mm – Optional 15 mm thick flat upholstery with velour laminated foam and framed top edge of the seat and backrest
--------------	---

Frame	<ul style="list-style-type: none"> – Steel frame, diameter 20 mm, thickness 2.5 mm, powder coated or chrome-plated, plastic tilted glides, optionally with felt glides, Quick-Click system, replaceable without tools – Lacquered frame made of solid wood, in natural beech, black beech or natural oak, plastic glides, optionally with felt glides, Quick-Click system, replaceable without tools
--------------	--

User weight	– Recommended for user weights up to 110 kg (up to 150 kg for occasional use)
--------------------	---

Standards / Certificates	<ul style="list-style-type: none"> – GS label by TÜV Rheinland LGA Products GmbH / DIN EN 16139 L1 – GREENGUARD certified
---------------------------------	---



Design awards	<ul style="list-style-type: none"> – interior innovation award 2015, Winner – German Design Award 2016, Winner
----------------------	--



Warranty	– 5 years (see guarantee terms)
-----------------	---------------------------------

► Swivel chair with castors

Shell	<ul style="list-style-type: none"> – One-piece polypropylene shell, up to 40% recycled material, in the colours clear white (RAL 9016), black (RAL 9017), grey (NCS S 5502-Y) – Ergonomically shaped seat shell: visually constant outer contour combined with different wall thicknesses, in particular in the lumbar area – Wall thickness is 17 mm in the lumbar area, 6 mm at the backrest edge – Seat tilt of about 6° for slightly upright sitting position between an active and a relaxed seating position for use in combination with meeting tables – Armrests (width 50 mm) directly integrated into shell – Armrest wings and wrap-around, rounded shape of the shell allow different arm positions – Optional 15 mm thick flat upholstery with velour laminated foam and framed top edge of the seat and backrest
--------------	---

Seat height-adjustment	– Gas spring for infinitely variable height adjustment 400 - 490 mm
-------------------------------	---

Base	<ul style="list-style-type: none"> – Basic base made of plastic (polyamide, glass-fibre reinforced) with 5 arms, black or clear white – Hard or soft castors with 50 mm diameter, optional plastic or felt glides – Castor colour corresponds to the base colour, only with the soft castors the tread is always basalt grey
-------------	---

Sedus on spot specification

- Standards / Certificates**
- GS label by TÜV Rheinland LGA Products GmbH / DIN EN 16139 L1
 - Tested for harmful substances by TÜV Rheinland LGA Products GmbH
 - GREENGUARD certified



- Design awards**
- interior innovation award 2015, Winner
 - German Design Award 2016, Winner



- Warranty**
- 5 years [see guarantee terms]

► Swivel chair

- Shell**
- One-piece polypropylene shell, up to 40% recycled material, in the colours clear white [RAL 9016], black [RAL 9017], grey [NCS S 5502-Y]
 - Ergonomically shaped seat shell: visually constant outer contour combined with different wall thicknesses, in particular in the lumbar area
 - Wall thickness is 17 mm in the lumbar area, 6 mm at the backrest edge
 - Seat tilt of about 6° for slightly upright sitting position between an active and a relaxed seating position for use in combination with meeting tables
 - Armrests (width 50 mm) directly integrated into shell
 - Armrest wings and wrap-around, rounded shape of the shell allow different arm positions
 - Optional 15 mm thick flat upholstery with velour laminated foam and framed top edge of the seat and backrest

- Seat height-adjustment**
- Rotatable seat shell, with integrated return mechanism. Sinks down by up to 25 mm when you sit down. Seat height 435 mm.

- Base**
- Aluminium star base with 4 arms, powder coated in the colours black and clear white or polished, plastic glides, optional felt glides

- Standards / Certificates**
- GS label by TÜV Rheinland LGA Products GmbH / DIN EN 16139 L1
 - Tested for harmful substances by TÜV Rheinland LGA Products GmbH
 - GREENGUARD certified



- Design awards**
- interior innovation award 2015, Winner
 - German Design Award 2016, Winner



- Warranty**
- 5 years [see guarantee terms]

sweetspot

sedus

sweetspot not only provides your office with especially attractive and comfortable lounge furniture, but also helps to create a relaxed atmosphere. As a place to meet, a retreat or an area of stylish ambience for the reception.



lounge chair from 1.595,-



low table from 672,-



lounge table from 672,-







side table from 437,-



Sedus sweetspot

► lounge chair

		9	4	2	Premium	0
		Era	Cura Cyber Fame Step Umber Imitation leather	Milano Nobel Remix Tempt	Serpentine Steelcut Trio 3 Vanir	Leather
	Outside cover	1.164,-	1.285,-	1.334,-	1.654,-	1.801,-
	Front cover	200,-	246,-	265,-	386,-	442,-
	Cushion cover	231,-	283,-	304,-	441,-	505,-
	Complete model se-260	1.595,-	1.814,-	1.903,-	2.481,-	2.748,-

Seat height-adjustment

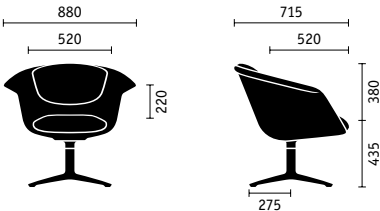
Memory swivel, not height-adjustable ■ 1603

Base

Aluminium base black	■	2203-103	
Aluminium base white aluminium	□	2203-119	
Aluminium base clear white	□	2203-158	
Aluminium base fjord green	□	2203-157	20,-
Aluminium base cayenne red	□	2203-159	20,-
Aluminium base sand beige	□	2203-160	20,-
Aluminium base deep green	□	2203-170	20,-
Aluminium base dark bronze	□	2203-171	20,-
Aluminium base polished / chrome-plated steel column	□	2203-110	115,-

Miscellaneous

Fire protection version in combination with cover		
fabrics Fame, Nobel, Step	□ 6004	15,-
Felt glides	□ 6201	11,-





Recommended retail prices in Euro exclusive of VAT [2025.01]

All dimensions in mm

Sedus sweetspot

► low table

	Code	Melamine B1 Version K74	likewood	HPL II	Veneer I	Veneer II	Veneer III		
	se-330 round								
	Ø 700	1405	672,-	691,-	692,-	829,-	823,-	829,-	906,-
	Ø 800	1410	686,-	707,-	714,-	864,-	860,-	864,-	976,-

	se-330 square								
	700x700	1005	672,-	691,-	692,-	829,-	823,-	829,-	906,-
	800x800	1015	686,-	713,-	714,-	864,-	860,-	864,-	976,-


	se-330 softened								
	700x700	4405	672,-	691,-	692,-	829,-	823,-	829,-	906,-
	800x800	4415	686,-	713,-	714,-	864,-	860,-	864,-	976,-

Table top thickness

19 mm	□ 19
25 mm	□ 25

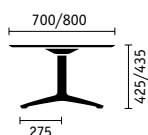
Frame options

black	■	103	
white aluminium	□	119	
clear white	□	158	
fjord green	□	157	20,-
cayenne red	□	159	20,-
sand beige	□	160	20,-
deep green	□	170	20,-
dark bronze	□	171	20,-
chromed, base polished	□	110	112,-

Miscellaneous

Felt glides	□ 6014	11,-
-------------	--------	------

Information on the surface finishes can be found in the surface matrix on the 'Surfaces' page.



Sedus sweetspot

► low table - CDF



se-330 round

	Code	CDF directly 12 mm	CDF directly 19 mm	CDF Melamine	CDF likewood	CDF HPL II	CDF Veneer I	CDF Veneer II	CDF Veneer III
Ø 700	1405	775,-	739,-	875,-	921,-	959,-	1.026,-	1.076,-	1.101,-
Ø 800	1410	811,-	784,-	924,-	984,-	1.033,-	1.076,-	1.141,-	1.173,-



se-330 square

700x700	1005	775,-	739,-	875,-	921,-	959,-	1.026,-	1.076,-	1.101,-
800x800	1015	811,-	784,-	924,-	984,-	1.033,-	1.076,-	1.141,-	1.173,-



se-330 softened

700x700	4405	775,-	739,-	875,-	921,-	959,-	1.026,-	1.076,-	1.101,-
800x800	4415	811,-	784,-	924,-	984,-	1.033,-	1.076,-	1.141,-	1.173,-

Table top thickness

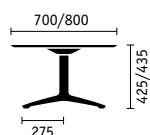
12 mm	□ 12
19 mm	□ 19

Frame options

black	■ 103	
white aluminium	□ 119	
clear white	□ 158	
fjord green	□ 157	20,-
cayenne red	□ 159	20,-
sand beige	□ 160	20,-
deep green	□ 170	20,-
dark bronze	□ 171	20,-
chromed, base polished	□ 110	112,-

Miscellaneous

Felt glides	□ 6014	11,-
-------------	--------	------



Sedus sweetspot

► lounge table



se-331 round

	Code	Melamine	B1 Version K74	likewood	HPL II	Veneer I	Veneer II	Veneer III
Ø 700	1405	672,-	691,-	692,-	829,-	823,-	829,-	906,-
Ø 800	1410	686,-	707,-	714,-	864,-	860,-	864,-	976,-
Ø 900	1411	704,-	732,-	740,-	897,-	894,-	897,-	1.043,-
Ø 1000	1415	722,-	755,-	761,-	958,-	950,-	958,-	1.145,-
Ø 1100	1420	741,-	782,-	783,-	1.019,-	1.006,-	1.019,-	1.247,-
Ø 1200	1422	759,-	808,-	804,-	1.080,-	1.062,-	1.080,-	1.349,-



se-331 square

700x700	1005	672,-	691,-	692,-	829,-	823,-	829,-	906,-
800x800	1015	686,-	713,-	714,-	864,-	860,-	864,-	976,-
900x900	1045	704,-	737,-	740,-	897,-	894,-	897,-	1.043,-
1000x1000	1070	722,-	762,-	761,-	958,-	950,-	958,-	1.145,-



se-331 softened

700x700	4405	672,-	691,-	692,-	829,-	823,-	829,-	906,-
800x800	4415	686,-	713,-	714,-	864,-	860,-	864,-	976,-
900x900	4445	704,-	737,-	740,-	897,-	894,-	897,-	1.043,-
1000x1000	4470	722,-	762,-	761,-	958,-	950,-	958,-	1.145,-

Table top thickness

19 mm	□ 19
25 mm	□ 25

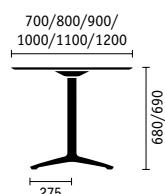
Miscellaneous

Felt glides	□ 6014	11,-
-------------	--------	------

Frame options

black	■	103	
white aluminium	□	119	
clear white	□	158	
fjord green	□	157	20,-
cayenne red	□	159	20,-
deep green	□	170	20,-
dark bronze	□	171	20,-
chromed, base polished	□	110	112,-

sweetspot



Sedus sweetspot

► lounge table - CDF



se-331 round

	Code	CDF directly 12 mm	CDF directly 19 mm	CDF Melamine	CDF likewood	CDF HPL II	CDF Veneer I	CDF Veneer II	CDF Veneer III
Ø 700	1405	775,-	739,-	875,-	921,-	959,-	1.026,-	1.076,-	1.101,-
Ø 800	1410	811,-	784,-	924,-	984,-	1.033,-	1.076,-	1.141,-	1.173,-
Ø 900	1411	848,-	836,-	981,-	1.058,-	1.121,-	1.135,-	1.219,-	1.258,-
Ø 1000	1415	884,-	893,-	1.044,-	1.138,-	1.216,-	1.199,-	1.302,-	1.351,-
Ø 1100	1420	921,-	954,-	1.112,-	1.226,-	1.319,-	1.269,-	1.393,-	1.452,-
Ø 1200	1422	958,-	1.019,-	1.184,-	1.320,-	1.431,-	1.343,-	1.491,-	1.562,-



se-331 square

700x700	1005	775,-	739,-	875,-	921,-	959,-	1.026,-	1.076,-	1.101,-
800x800	1015	811,-	784,-	924,-	984,-	1.033,-	1.076,-	1.141,-	1.173,-
900x900	1045	848,-	836,-	981,-	1.058,-	1.121,-	1.135,-	1.219,-	1.258,-
1000x1000	1070	884,-	893,-	1.044,-	1.138,-	1.216,-	1.199,-	1.302,-	1.351,-



se-331 softened

700x700	4405	775,-	739,-	875,-	921,-	959,-	1.026,-	1.076,-	1.101,-
800x800	4415	811,-	784,-	924,-	984,-	1.033,-	1.076,-	1.141,-	1.173,-
900x900	4445	848,-	836,-	981,-	1.058,-	1.121,-	1.135,-	1.219,-	1.258,-
1000x1000	4470	884,-	893,-	1.044,-	1.138,-	1.216,-	1.199,-	1.302,-	1.351,-

Table top thickness

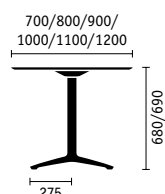
12 mm	□ 12
19 mm	□ 19

Miscellaneous

Felt glides	□ 6014	11,-
-------------	--------	------

Frame options

white aluminium	□ 119	
clear white	□ 158	
fjord green	□ 157	20,-
cayenne red	□ 159	20,-
sand beige	□ 160	20,-
deep green	□ 170	20,-
dark bronze	□ 171	20,-
chromed, base polished	□ 110	112,-



Sedus sweetspot

► side table



	Code	CDF directly	CDF likewood	CDF HPL II
	se-312 without hole cutout			
	Ø 400	1402	519,-	530,-
	se-313 with hole cutout			
	Ø 400	1402	437,-	

Table top thickness

12 mm	■ 12
-------	------

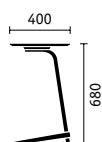
Frame options

black	■ 103	
white aluminium	□ 119	
clear white	□ 158	
fjord green	□ 157	20,-
cayenne red	□ 159	20,-
sand beige	□ 160	20,-
deep green	□ 170	20,-
dark bronze	□ 171	20,-
chromed, base polished	□ 110	67,-

Miscellaneous

Felt glides	□ 6014	4,-
-------------	--------	-----

Information on the surface finishes can be found in the surface matrix on the 'Surfaces' page.



Sedus sweetspot specification

► lounge chair

- Shell**
- One-piece shell made of PUR hard foam, sprayed with PUR soft foam
 - Armrests (width 110 mm) directly integrated into shell allow various sitting positions
 - Seat height 430 mm with seat tilt of about 2.5° for slightly upright sitting position between an active and a relaxed seating position
 - Upholstery thickness of the seat cushion is 110 mm. Upholstery thickness of the back cushion is 40 mm.
 - Back and front cover are sewn and attached with zippers.
 - Back cover of the shell, front cover of the shell and upholstered cover can all be chosen independently of one another. Combination possibilities: leather and fabric; imitation leather and fabric; different colours within a fabric and leather collection. It is not possible to combine different fabric qualities.

-
- Seat height-adjustment**
- Rotating seat shell with return mechanism. Gas spring gives way by up to 25 mm when you sit down

-
- Base**
- Aluminium star base with 4 arms. Column and star base powder coated black, white aluminium, clear white or chrome-plated column and polished star base
 - Plastic glides, optional felt glides

-
- User weight**
- Recommended for user weights up to 110 kg (up to 150 kg for occasional use)

-
- Standards / Certificates**
- Tested for harmful substances by TÜV Rheinland LGA Products GmbH
 - GREENGUARD certified
 - Fulfills DIN EN 16139 L1



-
- Design awards**
- interior innovation award 2014, Winner
 - German Design Award 2014, Special Mention
 - Red Dot Award 2014, Honourable mention



-
- Warranty**
- 5 years (see guarantee terms)

► low table, lounge table

- Surfaces**
- 12-mm table top made of CDF, black and 30° chamfered edges, colour pure white (T14) and black (T17)
 - 19-mm table top made of CDF, black edges and 30° chamfered in:
 - 1. direct coating in the T14 and T17 colours
 - 2. HPL (set selection from the Sedus melamine collection)
 - 3. Soft touch (HPL II)
 - 4. Real wood
 - Optionally 19-mm or 25-mm three-layer chipboard in:
 - 1. Melamine resin coating in a single colour or various decorative wood effects (top surface compliant with EN 14322). The minimum light fastness is 6 on the wool scale. Substrate compliant with EN 312-2003.
 - 2. High-quality crown cut veneer surface, 3 mm veneer edge on all sides. Surface in a high quality, durable, two-component water-based polyurethane lacquer.
 - 3. HPL surface soft touch: The matt soft touch surface is a laminate based on hardenable resins. The top layer of paper is coated in a separate manufacturing process and then electron beam hardened. The result is a velvety, warm surface with anti-fingerprint properties, characterised by its high resistance to abrasion, impact and scratches.
 - E1 quality wood materials
 - Note: Veneer is a natural product. The colour of the veneer is determined by the type and structure of the wood, and may vary. All woods change colour over time because of the effects of light. As such, the veneer may be markedly different from the sample at the time of delivery. Natural differences are not a cause for complaint, but in fact confirm that the material is genuine.
 - Square tables with rounded corners (radius 50 mm)

Sedus sweetspot specification

Frame system	<ul style="list-style-type: none">- Steel column with aluminium star base (4 legs)- Steel column Ø 60 mm, thickness 2 mm- Aluminium star base and steel column powder-coated, or steel column chrome-plated and aluminium star base polished- Plastic glides made of polypropylene for soft floors, optionally with felt glides for hard floors- low table: table height 425 mm (CDF 12 mm), 432 mm (chipboard or CDF 19 mm), 438 mm (chipboard 25 mm)- lounge table: table height 680 mm (CDF 12 mm), 687 mm (chipboard or CDF 19 mm), 693 mm (chipboard 25 mm)
---------------------	---

Veneer grain/design grain	- Design and veneer grain run lengthwise
----------------------------------	--

Warranty	- 5 years (see guarantee terms)
-----------------	---------------------------------

► side table

Surfaces	<ul style="list-style-type: none">- 12 mm table top in CDF, edges black, with 30° chamfer- Ø 400 mm, with (se-313) or without (se-312) round opening (Ø 40 mm) in the table top to pick up and move the table
-----------------	--

Frame system	<ul style="list-style-type: none">- Steel column with aluminium star base (2 arms)- Steel column diameter 25 mm, thickness 2 mm- Steel column and aluminium star base powder coated or chrome-plated steel column and polished aluminium star base- Polypropylene plastic glides for soft floors, option with felt glides for hard floors- Ttable height 680 mm, cover cap plastic, black
---------------------	---

Veneer grain/design grain	- Design and veneer grain run lengthwise
----------------------------------	--

Warranty	- 5 years (see guarantee terms)
-----------------	---------------------------------

se:lounge light

sedus

se:lounge light is a compact lounge chair that is the perfect place to relax, creating an atmosphere of well-being and comfort. The design features thoughtful details such as a seat shell made of PET felt and two different seat heights.



Lounge chair, skid base
from 699,-



Lounge chair, 4-star base
from 832,-



Lounge chair, four-leg with
wooden frame from 764,-



Sedus se:lounge light

► Lounge chair, skid base



lg-242

9	4	2	Premium	0
Atlantic	Cura	Milano	Serpentine	Leather
Era	Cyber	Nobel	Steelcut Trio 3	
Nova	Fame	Remix	Vanir	
One	Pure	Tempt		
Phoenix	Step			
	Umber			
	Imitation leather			
711,-	731,-	739,-	792,-	816,-

Upholstery

Seat shell in PET felt, seat upholstered	■	7112	
Seat shell in PET felt, seat and backrest upholstered	□	7113-9**	138,-
Seat shell in PET felt, seat and backrest upholstered	□	7113-4**	145,-
Seat shell in PET felt, seat and backrest upholstered	□	7113-2**	148,-
Seat shell in PET felt, seat and backrest upholstered	□	7113-1**	166,-
Seat shell in PET felt, seat and backrest upholstered	□	7113-0**	175,-

PET Felt

anthracite	■	V51	
light-grey	□	V52	

Armrests

Seat shell with integrated armrest wings	■	3500	
Without armrests	□	3000	- 12,-

Version

Lounge height	■	7740	
Sitting height, table-oriented	■	7744	

Frame

Steel frame, not stackable, black	■	8002-103	
Steel frame, not stackable, clear white	□	8002-158	
Steel frame, not stackable, fjord green	□	8002-157	20,-
Steel frame, not stackable, cayenne red	□	8002-159	20,-
Steel frame, not stackable, sand beige	□	8002-160	20,-
Steel frame, not stackable, deep green	□	8002-170	20,-
Steel frame, not stackable, dark bronze	□	8002-171	20,-
Steel frame, not stackable, chromed	□	8002-100	23,-

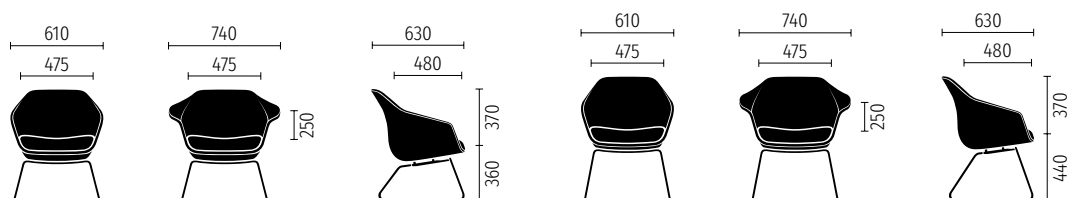
Castors / Glides

Hybrid glides	■	2803	
---------------	---	------	--

Fire protection

Fire protection version – possible in combination with the cover fabrics Fame, Nobel, One or Step	□	6004	15,-
---	---	------	------

se:lounge light



Sedus se:lounge light

► Lounge chair, 4-star base



lg-251

9	4	2	Premium	0
Atlantic	Cura	Milano	Serpentine	Leather
Era	Cyber	Nobel	Steelcut Trio 3	
Nova	Fame	Remix	Vanir	
One	Pure	Tempt		
Phoenix	Step			
	Umber			
	Imitation leather			
844,-	864,-	872,-	925,-	949,-

Upholstery

Seat shell in PET felt, seat upholstered	■ 7112	
Seat shell in PET felt, seat and backrest upholstered	□ 7113-9**	138,-
Seat shell in PET felt, seat and backrest upholstered	□ 7113-4**	145,-
Seat shell in PET felt, seat and backrest upholstered	□ 7113-2**	148,-
Seat shell in PET felt, seat and backrest upholstered	□ 7113-1**	166,-
Seat shell in PET felt, seat and backrest upholstered	□ 7113-0**	175,-

PET Felt

anthracite	■ V51	
light-grey	□ V52	

Armrests

Seat shell with integrated armrest wings	■ 3500	
Without armrests	□ 3000	- 12,-

Version

Lounge height	■ 7740	
Sitting height, table-oriented	■ 7744	

Base

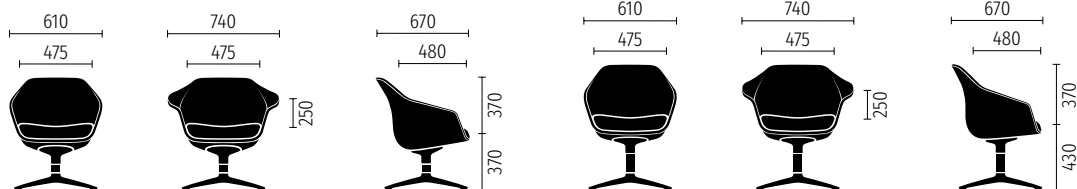
4-star aluminium base, black	■ 2214-103	
4-star aluminium base, clear white	□ 2214-158	
4-star aluminium base, fjord green	□ 2214-157	20,-
4-star aluminium base, cayenne red	□ 2214-159	20,-
4-star aluminium base, sand beige	□ 2214-160	20,-
4-star aluminium base, deep green	□ 2214-170	20,-
4-star aluminium base, dark bronze	□ 2214-171	20,-
4-star aluminium base, polished	□ 2214-110	115,-

Castors / Glides

Plastic glides	■ 2800	
Felt glides	□ 2801	11,-

Fire protection

Fire protection version – possible in combination with the cover fabrics Fame, Nobel, One or Step	□ 6004	15,-
---	--------	------



Recommended retail prices in Euro exclusive of VAT [2025.01]

All dimensions in mm

Sedus se:lounge light

► Lounge chair, four-leg with wooden frame



lg-227

9	4	2	Premium	0
Atlantic	Cura	Milano	Serpentine	Leather
Era	Cyber	Nobel	Steelcut Trio 3	
Nova	Fame	Remix	Vanir	
One	Pure	Tempt		
Phoenix	Step			
	Umber			
	Imitation leather			
776,-	796,-	804,-	857,-	881,-

Upholstery

Seat shell in PET felt, seat upholstered	■ 7112	
Seat shell in PET felt, seat and backrest upholstered	□ 7113-9**	138,-
Seat shell in PET felt, seat and backrest upholstered	□ 7113-4**	145,-
Seat shell in PET felt, seat and backrest upholstered	□ 7113-2**	148,-
Seat shell in PET felt, seat and backrest upholstered	□ 7113-1**	166,-
Seat shell in PET felt, seat and backrest upholstered	□ 7113-0**	175,-

PET Felt

anthracite	■ V51	
light-grey	□ V52	

Armrests

Seat shell with integrated armrest wings	■ 3500	
Without armrests	□ 3000	- 12,-

Version

Lounge height	■ 7740	
Sitting height, table-oriented	■ 7744	

Frame

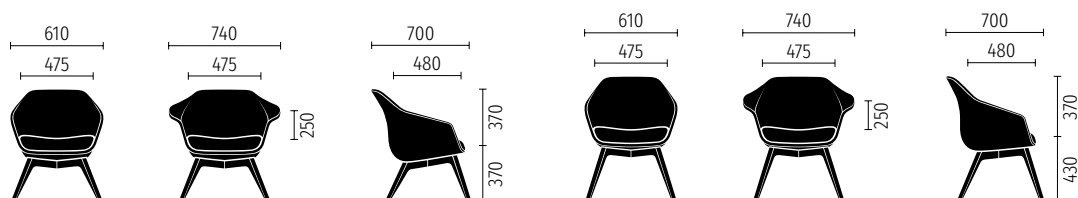
Wooden frame, not stackable, beech natural	■ 8402-B26	
Wooden frame, not stackable, beech black	□ 8402-B45	
Wooden frame, not stackable, oak natural	□ 8402-C11	43,-

Castors / Glides

Plastic glides	■ 2800	
Felt glides	□ 2801	11,-

Fire protection

Fire protection version – possible in combination with the cover fabrics Fame, Nobel, One or Step	□ 6004	15,-
---	--------	------



Sedus se:lounge light specification

► Lounge chair, skid base

Shell – One-piece seat shell made of PET felt with rounded, optional armrest wings, ergonomically shaped seat pan as well as integrated lumbar support

Frame – Skid base: curved wire base, powder-coated
– Base available in lounge height (360 mm) or table height (440 mm)
– Lounge height for a comfortable sitting position with a relaxed sitting posture, seating angle 12°
– Table height for a slightly upright sitting position between an active and a relaxed sitting posture, seating angle 8.5°

Glides – Universal hybrid glides made of TPU, suitable for hard and soft floors, always in basalt grey

Cushions – Different covers for the seat and back are possible
– Seat upholstery thickness: 70 mm
– Backrest upholstery thickness: 18 mm

User weight – Recommended for user weights up to 130 kg

Standards / Certificates – GS label by TÜV Rheinland LGA Products GmbH / DIN EN 16139 L1 / DIN 4573
– Tested for harmful substances by TÜV Rheinland LGA Products GmbH
– GREENGUARD Certificate



Warranty – 5 years (see guarantee terms)

► Lounge chair, 4-star base

Shell – One-piece seat shell made of PET felt with rounded, optional armrest wings, ergonomically shaped seat pan as well as integrated lumbar support

Base – Aluminium 4-star base: rotatable seat shell, powder-coated column and star base or chrome-plated column and polished star base
– Base available in lounge height (370 mm) or table height (440 mm)
– Lounge height for a comfortable sitting position with a relaxed sitting posture, seating angle 12°
– Table height for a slightly upright sitting position between an active and a relaxed sitting posture, seating angle 6°

Glides – Plastic glides for soft floors
– Optional felt glides for hard floors

Cushions – Different covers for the seat and back are possible
– Seat upholstery thickness: 70 mm
– Backrest upholstery thickness: 18 mm

User weight – Recommended for user weights up to 130 kg

Standards / Certificates – GS label by TÜV Rheinland LGA Products GmbH / DIN EN 16139 L1 / DIN 4573
– Tested for harmful substances by TÜV Rheinland LGA Products GmbH
– GREENGUARD Certificate



Warranty – 5 years (see guarantee terms)

Sedus se:lounge light specification

► Lounge chair, four-leg with wooden frame

Shell – One-piece seat shell made of PET felt with rounded, optional armrest wings, ergonomically shaped seat pan as well as integrated lumbar support

Frame – Four-leg with wooden frame
– Base available in lounge height (370 mm) or table height (440 mm)
– Lounge height for a comfortable sitting position with a relaxed sitting posture, seating angle 12°
– Table height for a slightly upright sitting position between an active and a relaxed sitting posture, seating angle 6°

Glides – Plastic glides for soft floors
– Optional felt glides for hard floors

Cushions – Different covers for the seat and back are possible
– Seat upholstery thickness: 70 mm
– Backrest upholstery thickness: 18 mm

User weight – Recommended for user weights up to 110 kg

Standards / Certificates – GS label by TÜV Rheinland LGA Products GmbH / DIN EN 16139 L1
– Tested for harmful substances by TÜV Rheinland LGA Products GmbH
– GREENGUARD Certificate



Warranty – 5 years [see guarantee terms]

se:lounge

sedus

Lounge and lobby paired with versatile working. se:lounge is a multifunctional lounge chair with a one-piece, ergonomically shaped seat shell made of PET felt and a large comfortable cushion that extends continuously over the seat, backrest and armrests.



Lounge chair from 2.050,-








Ottoman from 532,-



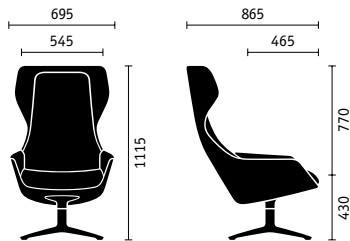
Sedus se:lounge

► Lounge chair

	9	4	2	Premium	0
	Atlantic	Cura	Milano	Serpentine	Leather
	Era	Cyber	Nobel	Steelcut Trio 3	
	Nova	Fame	Remix	Vanir	
	One	Pure			
	Phoenix	Step			
		Umber			
		Imitation leather			
	Felt shell	1.720,-	1.720,-	1.720,-	1.720,-
	Seat cover	66,-	87,-	96,-	177,-
	Backrest cover	179,-	218,-	234,-	384,-
	Armrest cover	85,-	106,-	115,-	196,-
	Complete model lg-263	2.050,-	2.131,-	2.165,-	2.477,-

PET Felt	
anthracite	■ V51
light-grey	□ V52

se:lounge



Sedus se:lounge

► Lounge chair

Base

4-star aluminium base, black	■	2214-103	
4-star aluminium base, clear white	□	2214-158	
4-star aluminium base, fjord green	□	2214-157	20,-
4-star aluminium base, cayenne red	□	2214-159	20,-
4-star aluminium base, sand beige	□	2214-160	20,-
4-star aluminium base, deep green	□	2214-170	20,-
4-star aluminium base, dark bronze	□	2214-171	20,-
4-star aluminium base, polished	□	2214-110	115,-

Castors / Glides

Hybrid glides	■	2803	
Felt glides	□	2801	11,-

Writing tablet

With writing tablet right-hand, CDF black	□	6204	516,-
Model prepared for retrofitting the writing tablet	□	6237	31,-

Colour of the writing tablet arm

black	■	103	
clear white	□	158	
fjord green	□	157	20,-
cayenne red	□	159	20,-
sand beige	□	160	20,-
deep green	□	170	20,-
dark bronze	□	171	20,-
chromed	□	100	85,-

Fire protection

Fire protection version in combination with cover fabrics Fame, Nobel, One or Step	□	6004	15,-
--	---	------	------

Accessories lg-001

Writing tablet, CDF black, swing arm	■	6204	516,-
Colour black	□	103	
Colour clear white	□	158	
Colour fjord green	□	157	20,-
Colour cayenne red	□	159	20,-
Colour sand beige	□	160	20,-
Colour deep green	□	170	20,-
Colour dark bronze	□	171	20,-
chromed	□	100	85,-

Sedus se:lounge

► Ottoman



lg-922

9	4	2	1	0
Atlantic	Cura	Milano	Serpentine	Leather
Era	Cyber	Nobel	Steelcut Trio 3	
Nova	Fame	Remix	Vanir	
One	Pure	Tempt		
Phoenix	Step			
	Umber			
	Imitation leather			
532,-	553,-	562,-	617,-	665,-

Base

4-star aluminium base, black	■	2214-103	
4-star aluminium base, clear white	□	2214-158	
4-star aluminium base, fjord green	□	2214-157	20,-
4-star aluminium base, cayenne red	□	2214-159	20,-
4-star aluminium base, sand beige	□	2214-160	20,-
4-star aluminium base, deep green	□	2214-170	20,-
4-star aluminium base, dark bronze	□	2214-171	20,-
4-star aluminium base, polished	□	2214-110	115,-

Castors / Glides

Hybrid glides	■	2803	
Felt glides	□	2801	11,-

Fire protection

Fire protection version in combination with cover			
fabrics Fame, Nobel, One or Step	□	6004	10,-



Sedus se:lounge specification

► Lounge chair

- Shell**
- One-piece seat shell made of PET felt with rounded armrest wings and isolating „ears“, ergonomically shaped seat pan and tapered backrest
 - Seat tilt of about 8,5° for slightly upright sitting position between an active and a relaxed seating position for use in combination with a writing tablet

- Seat height-adjustment**
- Rotatable seat shell

- Frame**
- Aluminium star base with 4 brackets
 - Powder-coated column and star base or chrome-plated column and polished star base

- Glides**
- Universal hybrid glides made of TPU, suitable for hard and soft floors, always in basalt grey
 - Optional felt glides for hard floors

- Cushions**
- Full-surface upholstered cushion with high backrest and armrest wings on both sides. Foam filling sewn with upholstery web as well as slightly sloping, all-round bevelled seat.
 - Seat upholstery thickness: 48 mm
 - Different covers for the individual upholstered parts (backrest, seat and armrest wings) are possible

- User weight**
- Recommended for user weights up to 140 kg

- Accessories**
- Optional writing tablet with a CDF top in black and high-gloss chrome-plated swivel arm or powder-coated swivel arm

- Standards / Certificates**
- GS label by TÜV Rheinland LGA Products GmbH / DIN EN 16139 L1 / DIN 4573
 - GREENGUARD Certificate
 - AGR quality seal - Healthy Backs Campaign
 - Awarded BLAUER ENGEL



www.blauer-engel.de/uz117

- Design awards**
- German Design Award 2023, Winner
 - ICONIC AWARDS 2023: Interior Innovation – Winner
 - iF DESIGN AWARD 2023, Discipline Product
 - Red Dot Design Award 2023, Winner



reddot winner 2023

- Warranty**
- 5 years (see guarantee terms)

► Ottoman

- Frame**
- 4-legged aluminium star base, powder-coated column and star base or chrome-plated column and polished star base

- Glides**
- Universal hybrid glides made of TPU, suitable for hard and soft floors, always in basalt grey
 - Optional felt glides for hard floors

- Cushions**
- Upholstery made of PUR foam, seat tilt: approx. 8,6°, upholstery thickness 80 mm, covers possible in all fabrics from the Sedus fabric collection as well as imitation leather and leather

- Warranty**
- 5 years (see guarantee terms)

meet table

sedus

A high-performance table programme for use in canteens, bistros and seminar areas. Together with the meet table over easy, the folding standing tables can be put together in unique combinations.



Bistro tables from 672,-



Standing table from 678,-



Standing table, fold-down from 688,-



Connecting top over easy from 908,-

Sedus meet table

► Bistro table - table height 680 mm



mt-335 round

Ø 700	1405	672,-	691,-	692,-	829,-	823,-	829,-	906,-
Ø 800	1410	686,-	707,-	714,-	864,-	860,-	864,-	976,-
Ø 900	1411	704,-	732,-	740,-	897,-	894,-	897,-	1.043,-
Ø 1000	1415	722,-	755,-	761,-	958,-	950,-	958,-	1.145,-
Ø 1100	1420	741,-	782,-	783,-	1.019,-	1.006,-	1.019,-	1.247,-
Ø 1200	1422	759,-	808,-	804,-	1.080,-	1.062,-	1.080,-	1.349,-



mt-335 square

700x700	1005	672,-	691,-	692,-	829,-	823,-	829,-	906,-
800x800	1015	686,-	713,-	714,-	864,-	860,-	864,-	976,-
900x900	1045	704,-	737,-	740,-	897,-	894,-	897,-	1.043,-
1000x1000	1070	722,-	762,-	761,-	958,-	950,-	958,-	1.145,-



mt-335 softened

700x700	4405	672,-	691,-	692,-	829,-	823,-	829,-	906,-
800x800	4415	686,-	713,-	714,-	864,-	860,-	864,-	976,-
900x900	4445	704,-	737,-	740,-	897,-	894,-	897,-	1.043,-
1000x1000	4470	722,-	762,-	761,-	958,-	950,-	958,-	1.145,-

Table top thickness

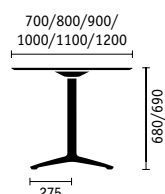
19 mm	□ 19
25 mm	□ 25

Miscellaneous

Felt glides	□ 6014	11,-
-------------	--------	------

Frame options

black	■	103	
white aluminium	□	119	
clear white	□	158	
fjord green	□	157	20,-
cayenne red	□	159	20,-
sand beige	□	160	20,-
deep green	□	170	20,-
dark bronze	□	171	20,-
chromed, base polished	□	110	112,-



Sedus meet table

► Bistro table CDF - table height 680 mm



mt-335 round

	Code	CDF directly 12 mm	CDF directly 19 mm	CDF Melamine	CDF likewood	CDF HPL II	CDF Veneer I	CDF Veneer II	CDF Veneer III
Ø 700	1405	775,-	739,-	875,-	921,-	959,-	1.026,-	1.076,-	1.101,-
Ø 800	1410	811,-	784,-	924,-	984,-	1.033,-	1.076,-	1.141,-	1.173,-
Ø 900	1411	848,-	836,-	981,-	1.058,-	1.121,-	1.135,-	1.219,-	1.258,-
Ø 1000	1415	884,-	893,-	1.044,-	1.138,-	1.216,-	1.199,-	1.302,-	1.351,-
Ø 1100	1420	921,-	954,-	1.112,-	1.226,-	1.319,-	1.269,-	1.393,-	1.452,-
Ø 1200	1422	958,-	1.019,-	1.184,-	1.320,-	1.431,-	1.343,-	1.491,-	1.562,-



mt-335 square

700x700	1005	775,-	739,-	875,-	921,-	959,-	1.026,-	1.076,-	1.101,-
800x800	1015	811,-	784,-	924,-	984,-	1.033,-	1.076,-	1.141,-	1.173,-
900x900	1045	848,-	836,-	981,-	1.058,-	1.121,-	1.135,-	1.219,-	1.258,-
1000x1000	1070	884,-	893,-	1.044,-	1.138,-	1.216,-	1.199,-	1.302,-	1.351,-



mt-335 softened

700x700	4405	775,-	739,-	875,-	921,-	959,-	1.026,-	1.076,-	1.101,-
800x800	4415	811,-	784,-	924,-	984,-	1.033,-	1.076,-	1.141,-	1.173,-
900x900	4445	848,-	836,-	981,-	1.058,-	1.121,-	1.135,-	1.219,-	1.258,-
1000x1000	4470	884,-	893,-	1.044,-	1.138,-	1.216,-	1.199,-	1.302,-	1.351,-

Table top thickness

12 mm	□ 12
19 mm	□ 19

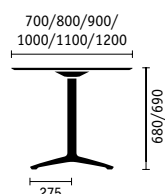
Miscellaneous

Felt glides	□ 6014	11,-
-------------	--------	------

Frame options

black	■ 103	
white aluminium	□ 119	
clear white	□ 158	
fjord green	□ 157	20,-
cayenne red	□ 159	20,-
sand beige	□ 160	20,-
deep green	□ 170	20,-
dark bronze	□ 171	20,-
chromed, base polished	□ 110	112,-

meet table



Sedus meet table

► Bistro table - table height 730 mm



mt-332 round

	Code	Melamine	B1 Version K74	likewood	HPL II	Veneer I	Veneer II	Veneer III
Ø 700	1405	672,-	691,-	692,-	829,-	823,-	829,-	906,-
Ø 800	1410	686,-	707,-	714,-	864,-	860,-	864,-	976,-
Ø 900	1411	704,-	732,-	740,-	897,-	894,-	897,-	1.043,-
Ø 1000	1415	722,-	755,-	761,-	958,-	950,-	958,-	1.145,-
Ø 1100	1420	741,-	782,-	783,-	1.019,-	1.006,-	1.019,-	1.247,-
Ø 1200	1422	759,-	808,-	804,-	1.080,-	1.062,-	1.080,-	1.349,-



mt-332 square

700x700	1005	672,-	691,-	692,-	829,-	823,-	829,-	906,-
800x800	1015	686,-	713,-	714,-	864,-	860,-	864,-	976,-
900x900	1045	704,-	737,-	740,-	897,-	894,-	897,-	1.043,-
1000x1000	1070	722,-	762,-	761,-	958,-	950,-	958,-	1.145,-



mt-332 softened

700x700	4405	672,-	691,-	692,-	829,-	823,-	829,-	906,-
800x800	4415	686,-	713,-	714,-	864,-	860,-	864,-	976,-
900x900	4445	704,-	737,-	740,-	897,-	894,-	897,-	1.043,-
1000x1000	4470	722,-	762,-	761,-	958,-	950,-	958,-	1.145,-

Table top thickness

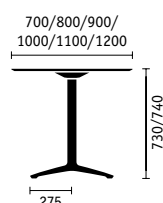
19 mm	□ 19
25 mm	□ 25

Miscellaneous

Felt glides	□ 6014	11,-
-------------	--------	------

Frame options

black	■	103	
white aluminium	□	119	
clear white	□	158	
fjord green	□	157	20,-
cayenne red	□	159	20,-
sand beige	□	160	20,-
deep green	□	170	20,-
dark bronze	□	171	20,-
chromed, base polished	□	110	112,-



Sedus meet table

► Bistro table CDF - table height 730 mm



mt-332 round

	Code	CDF directly 12 mm	CDF directly 19 mm	CDF Melamine	CDF likewood	CDF HPL II	CDF Veneer I	CDF Veneer II	CDF Veneer III
Ø 700	1405	775,-	739,-	875,-	921,-	959,-	1.026,-	1.076,-	1.101,-
Ø 800	1410	811,-	784,-	924,-	984,-	1.033,-	1.076,-	1.141,-	1.173,-
Ø 900	1411	848,-	836,-	981,-	1.058,-	1.121,-	1.135,-	1.219,-	1.258,-
Ø 1000	1415	884,-	893,-	1.044,-	1.138,-	1.216,-	1.199,-	1.302,-	1.351,-
Ø 1100	1420	921,-	954,-	1.112,-	1.226,-	1.319,-	1.269,-	1.393,-	1.452,-
Ø 1200	1422	958,-	1.019,-	1.184,-	1.320,-	1.431,-	1.343,-	1.491,-	1.562,-



mt-332 square

700x700	1005	775,-	739,-	875,-	921,-	959,-	1.026,-	1.076,-	1.101,-
800x800	1015	811,-	784,-	924,-	984,-	1.033,-	1.076,-	1.141,-	1.173,-
900x900	1045	848,-	836,-	981,-	1.058,-	1.121,-	1.135,-	1.219,-	1.258,-
1000x1000	1070	884,-	893,-	1.044,-	1.138,-	1.216,-	1.199,-	1.302,-	1.351,-



mt-332 softened

700x700	4405	775,-	739,-	875,-	921,-	959,-	1.026,-	1.076,-	1.101,-
800x800	4415	811,-	784,-	924,-	984,-	1.033,-	1.076,-	1.141,-	1.173,-
900x900	4445	848,-	836,-	981,-	1.058,-	1.121,-	1.135,-	1.219,-	1.258,-
1000x1000	4470	884,-	893,-	1.044,-	1.138,-	1.216,-	1.199,-	1.302,-	1.351,-

Table top thickness

12 mm	□ 12
19 mm	□ 19

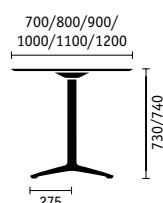
Miscellaneous

Felt glides	□ 6014	11,-
-------------	--------	------

Frame options


black	■ 103
white aluminium	□ 119
clear white	□ 158
fjord green	□ 157 20,-
cayenne red	□ 159 20,-
sand beige	□ 160 20,-
deep green	□ 170 20,-
dark bronze	□ 171 20,-
chromed, base polished	□ 110 112,-

meet table




Sedus meet table


► Standing table - table height 950 mm



	Code	Melamine B1 Version K74	likewood	HPL II	Veneer I	Veneer II	Veneer III	
mt-336 round								
Ø 700	1405	678,-	697,-	699,-	838,-	832,-	838,-	915,-
Ø 800	1410	692,-	713,-	720,-	872,-	868,-	872,-	951,-
Ø 900	1411	710,-	738,-	746,-	905,-	902,-	905,-	1.052,-
Ø 1000	1415	729,-	761,-	767,-	966,-	958,-	966,-	1.154,-
Ø 1100	1420	747,-	788,-	789,-	1.129,-	1.014,-	1.129,-	1.255,-
Ø 1200	1422	765,-	814,-	810,-	1.088,-	1.070,-	1.088,-	1.357,-



mt-336 square								
700x700	1005	678,-	697,-	699,-	838,-	832,-	838,-	915,-
800x800	1015	692,-	719,-	720,-	872,-	868,-	872,-	951,-
900x900	1045	710,-	743,-	746,-	905,-	902,-	905,-	1.052,-
1000x1000	1070	729,-	768,-	767,-	966,-	958,-	966,-	1.154,-



mt-336 softened								
700x700	4405	678,-	697,-	699,-	838,-	832,-	838,-	915,-
800x800	4415	692,-	719,-	720,-	872,-	868,-	872,-	951,-
900x900	4445	710,-	743,-	746,-	905,-	902,-	905,-	1.052,-
1000x1000	4470	729,-	768,-	767,-	966,-	958,-	966,-	1.154,-

Table top thickness

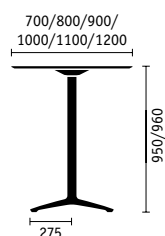
19 mm	□ 19
25 mm	□ 25

Miscellaneous

Felt glides	□ 6014	11,-
-------------	--------	------

Frame options

black	■	103	
white aluminium	□	119	
clear white	□	158	
fjord green	□	157	20,-
cayenne red	□	159	20,-
sand beige	□	160	20,-
deep green	□	170	20,-
dark bronze	□	171	20,-
chromed, base polished	□	110	112,-



Sedus meet table

► Standing table CDF - table height 950 mm



mt-336 round

	Code	CDF directly 12 mm	CDF directly 19 mm	CDF Melamine	CDF likewood	CDF HPL II	CDF Veneer I	CDF Veneer II	CDF Veneer III
Ø 700	1405	785,-	745,-	881,-	927,-	965,-	1.032,-	1.082,-	1.107,-
Ø 800	1410	819,-	790,-	930,-	990,-	1.039,-	1.082,-	1.147,-	1.179,-
Ø 900	1411	856,-	842,-	987,-	1.064,-	1.127,-	1.141,-	1.225,-	1.265,-
Ø 1000	1415	893,-	899,-	1.051,-	1.144,-	1.222,-	1.205,-	1.308,-	1.357,-
Ø 1100	1420	929,-	960,-	1.118,-	1.232,-	1.325,-	1.275,-	1.399,-	1.458,-
Ø 1200	1422	966,-	1.025,-	1.190,-	1.326,-	880,-	1.349,-	1.497,-	1.568,-



mt-336 square

700x700	1005	785,-	745,-	881,-	679,-	965,-	679,-	1.082,-	1.107,-
800x800	1015	819,-	790,-	930,-	990,-	1.039,-	1.082,-	1.147,-	1.179,-
900x900	1045	856,-	842,-	987,-	1.064,-	1.127,-	1.141,-	1.225,-	1.265,-
1000x1000	1070	893,-	899,-	1.051,-	1.144,-	1.222,-	1.205,-	1.308,-	1.357,-



mt-336 softened

700x700	4405	785,-	745,-	881,-	927,-	965,-	1.032,-	1.082,-	1.107,-
800x800	4415	819,-	790,-	930,-	990,-	1.039,-	1.082,-	1.147,-	1.179,-
900x900	4445	856,-	842,-	987,-	1.064,-	1.127,-	1.141,-	1.225,-	679,-
1000x1000	4470	893,-	899,-	1.051,-	1.144,-	1.222,-	1.205,-	1.308,-	1.357,-

Table top thickness

12 mm	□	12
19 mm	□	19

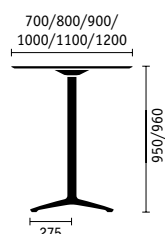
Miscellaneous

Felt glides	□	6014	11,-
-------------	---	------	------

Frame options

black	■	103	
white aluminium	□	119	
clear white	□	158	
fjord green	□	157	20,-
cayenne red	□	159	20,-
sand beige	□	160	20,-
deep green	□	170	20,-
dark bronze	□	171	20,-
chromed, base polished	□	110	112,-

meet table



Sedus meet table

► Standing table - table height 1100 mm

Code Melamine B1 Version K74 likewood HPL II Veneer I Veneer II Veneer III



mt-333 round

Ø 700	1405	678,-	697,-	699,-	838,-	832,-	838,-	915,-
Ø 800	1410	692,-	713,-	720,-	872,-	868,-	872,-	951,-



mt-333 square

700x700	1005	678,-	697,-	699,-	838,-	832,-	838,-	915,-
800x800	1015	692,-	719,-	720,-	872,-	868,-	872,-	951,-



mt-333 softened

700x700	4405	678,-	697,-	699,-	838,-	832,-	838,-	915,-
800x800	4415	692,-	719,-	720,-	872,-	868,-	872,-	951,-

Table top thickness

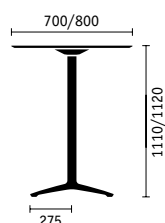
19 mm	□	19
25 mm	□	25

Frame options

black	■	103	
white aluminium	□	119	
clear white	□	158	
fjord green	□	157	20,-
cayenne red	□	159	20,-
sand beige	□	160	20,-
deep green	□	170	20,-
dark bronze	□	171	20,-
chromed, base polished	□	110	112,-


Miscellaneous

Felt glides	□	6014	11,-
-------------	---	------	------




Sedus meet table


► Standing table CDF - table height 1110 mm



	Code	CDF directly 12 mm	CDF directly 19 mm	CDF Melamine	CDF likewood	CDF HPL II	CDF Veneer I	CDF Veneer II	CDF Veneer III
mt-333 round									
Ø 700	1405	785,-	745,-	881,-	927,-	965,-	1.032,-	1.082,-	1.107,-
Ø 800	1410	819,-	790,-	930,-	990,-	1.039,-	1.082,-	1.147,-	1.179,-



mt-333 square									
700x700	1005	785,-	745,-	881,-	679,-	965,-	679,-	1.082,-	1.107,-
800x800	1015	819,-	790,-	930,-	990,-	1.039,-	1.082,-	1.147,-	1.179,-



mt-333 softened									
700x700	4405	785,-	745,-	881,-	927,-	965,-	1.032,-	1.082,-	1.107,-
800x800	4415	819,-	790,-	930,-	990,-	1.039,-	1.082,-	1.147,-	1.179,-

Table top thickness

12 mm	□	12
19 mm	□	19

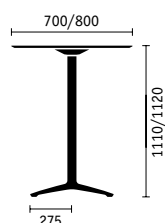
Frame options

black	■	103	
white aluminium	□	119	
clear white	□	158	
fjord green	□	157	20,-
cayenne red	□	159	20,-
sand beige	□	160	20,-
deep green	□	170	20,-
dark bronze	□	171	20,-
chromed, base polished	□	110	112,-

Miscellaneous


Felt glides	□	6014	11,-
-------------	---	------	------


meet table



Sedus meet table

► Standing table fold-down, connecting top over easy

	Code	Melamine	likewood	CDF directly	HPL II	Veneer I	Veneer II	Veneer III	
	mt-334								
	Ø 600	1404	688,-	702,-	774,-	810,-	798,-	810,-	874,-
	Ø 700	1405	707,-	732,-	810,-	845,-	836,-	845,-	927,-

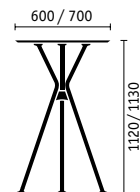
	mt-323 for two mt-334/1405							
	1900x900	3601			908,-			

	mt-323 for three mt-334/1405							
	2315x1630	3602			1.534,-			

Miscellaneous

Without table top cut-outs (mt-323)	□ 6124
-------------------------------------	--------

Information on the surface finishes can be found in the surface matrix on the ,Surfaces' page.



Sedus meet table specification

► Bistro tables, standing tables

Surfaces	<ul style="list-style-type: none">- 12-mm table top made of CDF, black and 30° chamfered edges, colour pure white (T14) and black (T17)- 19-mm table top made of CDF, black edges and 30° chamfered in:- 1. direct coating in the T14 and T17 colours- 2. HPL (set selection from the Sedus melamine collection)- 3. Soft touch (HPL II)- 4. Real wood- Optionally 19-mm or 25-mm three-layer chipboard in:- 1. Melamine resin coating in a single colour or various decorative wood effects (top surface compliant with EN 14322). The minimum light fastness is 6 on the wool scale. Substrate compliant with EN 312-2003.- 2. High-quality crown cut veneer surface, 3 mm veneer edge on all sides. Surface in a high quality, durable, two-component water-based polyurethane lacquer.- 3. HPL surface soft touch: The matt soft touch surface is a laminate based on hardenable resins. The top layer of paper is coated in a separate manufacturing process and then electron beam hardened. The result is a velvety, warm surface with anti-fingerprint properties, characterised by its high resistance to abrasion, impact and scratches.- E1 quality wood materials- Veneer is a natural product. The colour of the veneer is determined by the type and structure of the wood, and may vary. All woods change colour over time because of the effects of light. As such, the veneer may be markedly different from the sample at the time of delivery. Natural differences are not a cause for complaint, but in fact confirm that the material is genuine.- Square tables with rounded corners (radius 50 mm)
Frame system	<ul style="list-style-type: none">- Steel column with aluminium star base (4 arms)- Steel column diameter 60 mm, thickness 2 mm- Steel column and aluminium star base powder coated or chrome-plated steel column and polished aluminium star base- Polypropylene plastic glides for soft floors, option with felt glides for hard floors- Bistro tables: table height 680 mm (CDF 12 mm), 687 mm (chipboard or CDF 19 mm), 693 mm (chipboard 25 mm)- Bistro tables: table height 730 mm (CDF 12 mm), 737 mm (chipboard or CDF 19 mm), 743 mm (chipboard 25 mm)- Standing tables: Mid-height 950 mm (CDF 12 mm), 957 mm (chipboard or CDF 19 mm), 963 mm (chipboard 25 mm)- Standing tables: table height 1110 mm (CDF 12 mm), 1117 mm (chipboard or CDF 19 mm), 1123 mm (chipboard 25 mm)
Veneer grain/design grain	<ul style="list-style-type: none">- Design and veneer grain run lengthwise
Warranty	<ul style="list-style-type: none">- 5 years (see guarantee terms)

► Standing table fold-down, connecting top over easy

Surfaces	<ul style="list-style-type: none">- Standing table:- 12 mm table top in CDF, edges black, with 30° chamfer, colour pure white (T14)- Also available with 19 mm chipboard in:- 1. Melamine resin coating in a single colour or various decorative wood effects (top surface compliant with EN 14322). The minimum light fastness is 6 on the wool scale. Substrate compliant with EN 312-2003.- 2. High-quality crown cut veneer surface, 3 mm veneer edge on all sides. Surface in a high quality, durable, two-component water-based polyurethane lacquer.- 3. HPL surface soft touch: The matt soft touch surface is a laminate based on hardenable resins. The top layer of paper is coated in a separate manufacturing process and then electron beam hardened. The result is a velvety, warm surface with anti-fingerprint properties, characterised by its high resistance to abrasion, impact and scratches.- With the exception of the melamine finish in pure white and graphite black, the HPL finish white and black, the real wood veneers ash white, ash black, wenge varnished oak and dark walnut, the gloss and reflection levels of the surfaces equate to DIN Special Report 147- E1 quality wood materials- Veneer is a natural product. The colour of the veneer is determined by the type and structure of the wood, and may vary. All woods change colour over time because of the effects of light. As such, the veneer may be markedly different from the sample at the time of delivery. Natural differences are not a cause for complaint, but in fact confirm that the material is genuine.- Connecting top over easy:- CDF, edges black, all-round 27° chamfer on the underside, panel thickness 19 mm- Available in the colours pure white (T14) and anthracite (T77)- Panel surfaces of standing tables visible through differently-sized cut-outs, optional without cut-outs- Size of cut-outs on mt-323/3601: 1 x Ø 600 mm, 1 x Ø 500 mm; on mt-323/3602: 2 x Ø 600 mm, 1 x Ø 500 mm
-----------------	---

Sedus meet table specification

- Frame system**
- Standing table:
 - Frame consisting of three continuous angled legs in precision steel tube (diameter 25 mm, thickness 2 mm), connected by an elegant knot made of polyamide with a percentage of glass fibre
 - Folding table top with intuitively tilting leg
 - Chromed surface, knot black, felt glides
 - Table height 1120 mm (CDF), 1130 mm (chipboard)
 - Weight (Ø 700 mm): 12 kg (CDF), 10 kg (chipboard)
-

- Veneer grain/design grain**
- Standing table: design and veneer grain run lengthwise
-

- Standards / Certificates**
- GS label by TÜV Rheinland LGA Products GmbH / DIN EN 15372 (mt-334)



- Design awards**
- iF product design award 2008, Discipline Product (mt-334)
 - Red Dot Design Award 2008 (mt-334)



- Warranty**
- 5 years [see guarantee terms]
-

se:tea

Streamlined appearance, elegant presentation, timeless design – here is the universal side table se:tea. Due to its lean dimensions and a design in three different heights, it perfectly suits every working and resting area, either used on its own or in a set.

sedus



Lounge table from 345,-



Sedus se:tea

► Lounge table



tl-313

345,-



tl-314

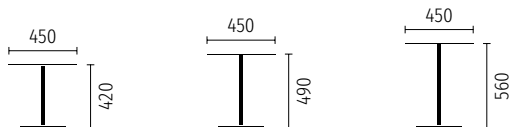
977,-

Model colour / plastic parts

black	■ 103
-------	-------

Version

Table height 420 mm	■ 7842
Table height 490 mm	□ 7849
Table height 560 mm	□ 7856
Set of 3 tables (tl-314)	□ 7800



Recommended retail prices in Euro exclusive of VAT [2025.01]

All dimensions in mm

Sedus se:tea specification

► Lounge table

Surfaces	<ul style="list-style-type: none">- Table top: Metal, powder-coated black, matt (RAL 9005)- Frame: Metal, powder-coated black, matt (RAL 9005)
Frame system	<ul style="list-style-type: none">- Metal column (Ø 22 mm) with metal plate (Ø 300 mm) as base- Table heights: 420 mm / 490 mm / 560 mm
Glides	<ul style="list-style-type: none">- Felt glides
Shipping / dispatch	<ul style="list-style-type: none">- se:tea are available individually or as a set of three- The model is available in a space-saving package for safe delivery by courier, unique and easy to assemble
Warranty	<ul style="list-style-type: none">- 5 years (see guarantee terms)

se:café bench

sedus

The fully upholstered se:café benches unite cosiness and comfort. The wide variety of heights and models make them both a meeting place for informal meetings and a favourite spot for relaxing breaks.



bench from 1.398,-




high bench from 2.290,-



high diner from 6.780,-

Sedus se:café bench

► bench

	9	4	2	Premium	0
	Atlantic	Cura	Milano	Serpentine	Leather
	Era	Cyber	Nobel	Steelcut Trio 3	
	Nova	Fame	Remix	Vanir	
	One	Step	SILVERTEX®		
	Phoenix	Umber	Tempt		
		Imitation leather			
	cb-602	1.398,-	1.473,-	1.556,-	1.673,-
		1.938,-			

Upholstery

Fully upholstered seat shell	■	7502
------------------------------	---	------

Upholstery element

Multicoloured upholstery	□	7030	99,-
--------------------------	---	------	------

Version

Sitting height, table-oriented	■	7744
--------------------------------	---	------

Frame

Steel frame, not stackable, black	■	8002-103	
Steel frame, not stackable, clear white	□	8002-158	
Steel frame, not stackable, fjord green	□	8002-157	40,-
Steel frame, not stackable, cayenne red	□	8002-159	40,-
Steel frame, not stackable, sand beige	□	8002-160	40,-
Steel frame, not stackable, deep green	□	8002-170	40,-
Steel frame, not stackable, dark bronze	□	8002-171	40,-
Steel frame, not stackable, chromed	□	8002-100	94,-
Wooden frame, not stackable, beech natural	□	8402-B26	168,-
Wooden frame, not stackable, beech black	□	8402-B45	168,-
Wooden frame, not stackable, ash on natural oak, stained	□	8402-E66	240,-

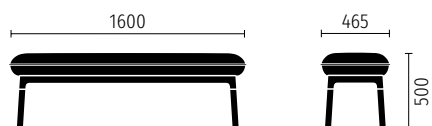
Castors / Glides

Hybrid glides	■	2803
---------------	---	------

Fire protection


Fire protection version in combination with the cover fabrics Fame, Nobel, One or Step	□	6004	81,-
--	---	------	------

se:café bench



Sedus se:café bench

► high bench

	9	4	2	Premium	0
	Atlantic	Cura	Milano	Serpentine	Leather
	Era	Cyber	Nobel	Steelcut Trio 3	
	Nova	Fame	Remix	Vanir	
	One	Step	SILVERTEX®		
	Phoenix	Umber	Tempt		
	Imitation leather				
	2.290,-	2.410,-	2.543,-	2.730,-	3.154,-

Upholstery

Fully upholstered seat shell	■ 7502
------------------------------	--------

Upholstery element

Multicoloured upholstery	□ 7030	99,-
--------------------------	--------	------

Version

Sitting height bar	■ 7780
Sitting height studio	□ 7762

Frame

Steel frame, not stackable, black	■ 8002-103	
Steel frame, not stackable, clear white	□ 8002-158	
Steel frame, not stackable, fjord green	□ 8002-157	40,-
Steel frame, not stackable, cayenne red	□ 8002-159	40,-
Steel frame, not stackable, sand beige	□ 8002-160	40,-
Steel frame, not stackable, deep green	□ 8002-170	40,-
Steel frame, not stackable, dark bronze	□ 8002-171	40,-
Steel frame, not stackable, chromed	□ 8002-100	249,-
Wooden frame, not stackable, beech natural	□ 8402-B26	228,-
Wooden frame, not stackable, beech black	□ 8402-B45	228,-
Wooden frame, not stackable, ash on natural oak, stained	□ 8402-E66	336,-

Foot rail colour

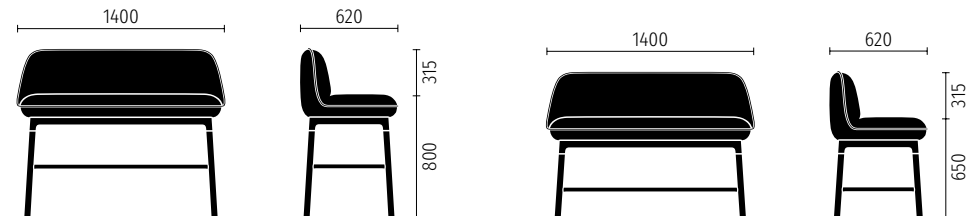
black	■ 103	
clear white	□ 158	
fjord green	□ 157	20,-
cayenne red	□ 159	20,-
sand beige	□ 160	20,-
deep green	□ 170	20,-
dark bronze	□ 171	20,-
chromed	□ 100	94,-

Castors / Glides

Hybrid glides	■ 2803
---------------	--------

Fire protection

Fire protection version in combination with the cover fabrics Fame, Nobel, One or Step	□ 6004	99,-
--	--------	------



Sedus se:café bench

► high diner



cb-622

9	4	2	Premium	0
Atlantic	Cura	Milano	Serpentine	Leather
Era	Cyber	Nobel	Steelcut Trio 3	
Nova	Fame	Remix	Vanir	
One	Step	SILVERTEX®		
Phoenix	Umber	Tempt		
	Imitation leather			
6.780,-	7.152,-	7.564,-	8.232,-	10.046,-

Upholstery

Fully upholstered seat shell	■ 7502
------------------------------	--------

Upholstery element

Multicoloured upholstery	□ 7030	99,-
--------------------------	--------	------

Version

Sitting height bar	■ 7780
Sitting height studio	□ 7762

Frame

Steel frame, not stackable, black	■ 8002-103	
Steel frame, not stackable, clear white	□ 8002-158	
Steel frame, not stackable, fjord green	□ 8002-157	40,-
Steel frame, not stackable, cayenne red	□ 8002-159	40,-
Steel frame, not stackable, sand beige	□ 8002-160	40,-
Steel frame, not stackable, deep green	□ 8002-170	40,-
Steel frame, not stackable, dark bronze	□ 8002-171	40,-
Steel frame, not stackable, chromed	□ 8002-100	370,-
Wooden frame, not stackable, beech natural	□ 8402-B26	456,-
Wooden frame, not stackable, beech black	□ 8402-B45	456,-
Wooden frame, not stackable, ash on natural oak, stained	□ 8402-E66	672,-

Foot rail colour

black	■ 103	
clear white	□ 158	
fjord green	□ 157	20,-
cayenne red	□ 159	20,-
sand beige	□ 160	20,-
deep green	□ 170	20,-
dark bronze	□ 171	20,-
chromed	□ 100	94,-

Castors / Glides

Hybrid glides	■ 2803
---------------	--------

Table surface

Melamine	■ K**	
likewood	□ N**	42,-
HPL II	□ J**	385,-
Veneer I	□ ***	340,-
Veneer II	□ ***	382,-
Veneer III	□ ***	615,-

Electrification

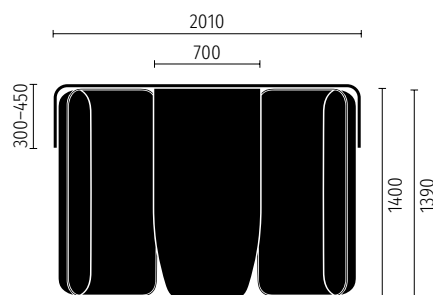

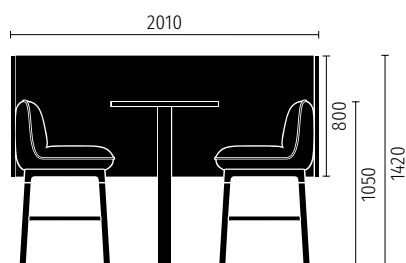
Preparation for socket module Point	□ 103	6,-
Preparation for wireless charger not visible	□ 104	6,-
Preparation for wireless charger visible (Ø 60,5 mm)	□ 112	6,-
Preparation for 1 socket PIX	□ 113	6,-
Preparation for Powerdot	□ 129	6,-
Preparation for Powerdot Mini, 1-socket	□ 158	6,-

Table leg

black	■ 103	
clear white	■ 158	
fjord green	□ 157	20,-
cayenne red	□ 159	20,-
sand beige	□ 160	20,-
deep green	□ 170	20,-
dark bronze	□ 171	20,-

Fire protection

Fire protection version in combination with the cover		
fabrics Fame, Nobel, One or Step	□ 6004	15,-



Sedus se:café bench specification

► bench, high bench, high diner

Version	<ul style="list-style-type: none">- bench (cb-602): Fully upholstered bench without backrest with a seat height to match the table height- high bench (cb-612): Fully upholstered high bench with backrest and foot rail for comfortable sitting at a high table or bar- high diner (cb-622): Diner configuration consisting of two high benches facing each other with foot rails, connecting privacy screen at the back and integrated table with power supply option
Upholstery	<ul style="list-style-type: none">- Fully upholstered benches with or without backrest- There may be variations between upholstery covers: colour combinations are possible within a fabric collection. Leather and imitation leather covers can be combined with each other and with all fabric collections.- All-round decorative seam as a design element: double-stitched seam line. Inside and outside consisting of the respective cover material used, yarn colour matches the selected cover colour- Two independently configurable upholstery covers:<ul style="list-style-type: none">- bench: Seat upholstery at the top & seat upholstery at the bottom- high bench: Seat surface at the top and backrest inside or seat surface at the bottom and backrest outside- high diner: Seat surface at the top and backrest inside or seat surface at the bottom and backrest outside. The screen can be selected independently of the high bench upholstery; two independently configurable fabric covers (screen inside or screen outside) incl. all-round decorative stitching.
Frame	<ul style="list-style-type: none">- Four-leg steel frame: Steel legs, support beams and support beam joints always monochrome powder-coated with non-slip stop glides- Four-leg with wooden frame: Steel legs, support beams and support beam joints always made of wood in the selected wood colour with non-slip stop glides- Foot rail only available for high bench and high diner, rail colour can be selected independently from the frame- Frame of the bench in seat height 500 mm to match table height (500 mm)- Frame of high bench and high diner: medium „studio“ seat height (650 mm) or „bar“ seat height (800 mm)
Table	<ul style="list-style-type: none">- Table for high diner: table heights are depending on the selected seat height, table top thickness 19 mm- A privacy screen attached at the back serves as a visual connecting element for the diner configuration and gives the integrated table additional stability- For stability, the screen is attached to both high benches and the table top by means of invisible connecting brackets- Screen thickness 30 mm
User weight	<ul style="list-style-type: none">- Four-leg steel frame: recommended for user weights per seat up to 130 kg- Four-leg with wooden frame: recommended for user weights per seat up to 110 kg
Shipping / dispatch	<ul style="list-style-type: none">- Always partly assembled, in cardboard packaging- Plug-in and screw system for easy installation
Warranty	<ul style="list-style-type: none">- 5 years (see guarantee terms)

se:works

Multifaceted and unique: a true work sofa and accessories range. Attractive design, emotional vibe, noticeably functional, with ergonomic and healthy seating comfort. Promotes well-being and productive work, solo or in a team.

sedus



Armchair, two-seater sofa,
three-seater sofa



Suggested configurations



Modular configurations –
solitary



Modular and linkable
configurations



focus light



Tables

Sedus se:works

► Armchair, two-seater sofa, three-seater sofa



sp-611

9	4	2	Premium	0
Era	Cura	Milano	Serpentine	Leather
Nova	Cyber	Nobel	Steelcut Trio 3	
One	Fame	Remix	Vanir	
Phoenix	Step	Tempt		
	Umber			
	Imitation leather			
1.745,-	1.855,-	2.016,-	2.253,-	3.359,-



sp-612

2.572,-	2.737,-	2.957,-	3.368,-	5.293,-
---------	---------	---------	---------	---------



sp-613

3.477,-	3.687,-	4.004,-	4.563,-	7.345,-
---------	---------	---------	---------	---------

Base

Aluminium legs black	■	8500-103	
Aluminium legs clear white	□	8500-158	
Aluminium legs fjord green	□	8500-157	40,-
Aluminium legs cayenne red	□	8500-159	40,-
Aluminium legs sand beige	□	8500-160	40,-
Aluminium legs deep green	□	8500-170	40,-
Aluminium legs dark bronze	□	8500-171	40,-
Aluminium legs polished	□	8500-110	96,-
Wooden legs sloped beech natural	□	8501-B26	82,-
Wooden legs sloped beech black	□	8501-B45	82,-
Wooden legs sloped beech white	□	8501-B46	82,-
Wooden legs sloped oak natural	□	8501-C11	110,-

sp-611 + sp-612

Steel legs with castors, black	□	8504-103	58,-
Steel legs with castors, clear white	□	8504-158	58,-
Steel legs with castors, fjord green	□	8504-157	98,-
Steel legs with castors, cayenne red	□	8504-159	98,-
Steel legs with castors, sand beige	□	8504-160	98,-
Steel legs with castors, deep green	□	8504-170	98,-
Steel legs with castors, dark bronze	□	8504-171	98,-

Different cover

Different cover for corner/back element	□	7026
---	---	------

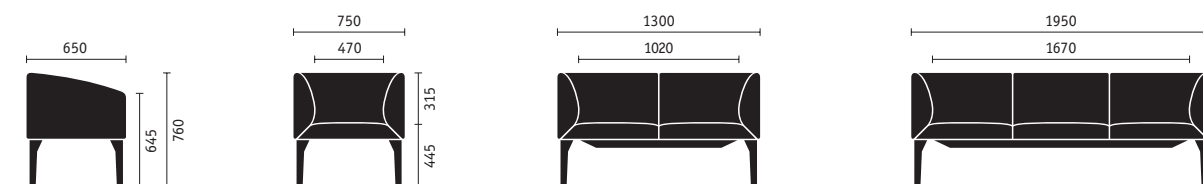
Variable total width

Different dimensions from standard width	□	7100	130,-
--	---	------	-------

Fire protection

in combination with the collections Nobel and Step

Fire protection version sp-611	□	6004	166,-
Fire protection version sp-612	□	6004	289,-
Fire protection version sp-613	□	6004	420,-



Sedus se:works

► Armchair, two-seater sofa, three-seater sofa with screen element



sp-611/001

9
Era
Nova
One
Phoenix

3.479,-

4
Cura
Cyber
Fame
Step
Umber
Imitation leather

3.680,-

2
Milano
Nobel
Remix
Tempt

4.047,-

Premium
Serpentine
Steelcut Trio 3
Vanir

4.618,-



sp-612/001

4.960,-

5.216,-

5.707,-

6.545,-



sp-613/001

6.465,-

6.826,-

7.471,-

8.557,-

Base

Aluminium legs black	■	8500-103	
Aluminium legs clear white	□	8500-158	
Aluminium legs fjord green	□	8500-157	40,-
Aluminium legs cayenne red	□	8500-159	40,-
Aluminium legs sand beige	□	8500-160	40,-
Aluminium legs deep green	□	8500-170	40,-
Aluminium legs dark bronze	□	8500-171	40,-
Aluminium legs polished	□	8500-110	96,-

Wooden legs sloped beech natural	□	8501-B26	82,-
Wooden legs sloped beech black	□	8501-B45	82,-
Wooden legs sloped beech white	□	8501-B46	82,-
Wooden legs sloped oak natural	□	8501-C11	110,-

sp-611/001 + sp-612/001

Steel legs with castors, black	□	8504-103	58,-
Steel legs with castors, clear white	□	8504-158	58,-
Steel legs with castors, fjord green	□	8504-157	98,-
Steel legs with castors, cayenne red	□	8504-159	98,-
Steel legs with castors, sand beige	□	8504-160	98,-
Steel legs with castors, deep green	□	8504-170	98,-
Steel legs with castors, dark bronze	□	8504-171	98,-

Different cover

Different cover for corner/back element	□	7026	
Different cover for screen element	□	7027	
Different cover for back of screen element	□	7033	

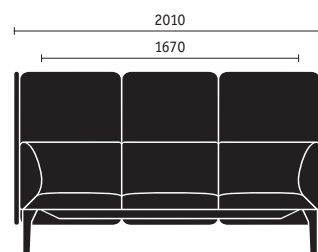
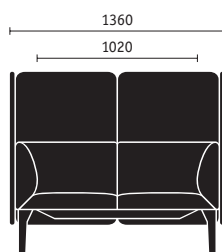
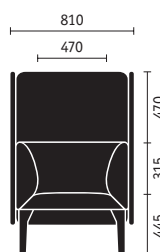
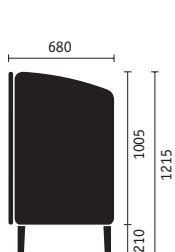
Variable total width

Different dimensions from standard width	□	7100	130,-
--	---	------	-------

Fire protection

in combination with the collections Nobel and Step

Fire protection version sp-611/001	□	6004	347,-
Fire protection version sp-612/001	□	6004	535,-
Fire protection version sp-613/001	□	6004	732,-



Sedus se:works

► Armchair, two-seater sofa, three-seater sofa with screen element deep



sp-611/002
Armchair, screen
element deep

9
Era
Nova
One
Phoenix

3.825,-

4
Cura
Cyber
Fame
Step
Umber
Imitation leather

4.044,-

2
Milano
Nobel
Remix
Tempt

4.453,-

Premium
Serpentine
Steelcut Trio 3
Vanir

5.090,-



sp-612/002
Two-seater sofa,
screen element deep

5.357,-

5.616,-

6.107,-

6.943,-



sp-613/002
Three-seater sofa,
screen element deep

6.961,-

7.325,-

7.969,-

9.053,-

Base

Aluminium legs black	■	8500-103	
Aluminium legs clear white	□	8500-158	
Aluminium legs fjord green	□	8500-157	40,-
Aluminium legs cayenne red	□	8500-159	40,-
Aluminium legs sand beige	□	8500-160	40,-
Aluminium legs deep green	□	8500-170	40,-
Aluminium legs dark bronze	□	8500-171	40,-
Aluminium legs polished	□	8500-110	96,-

Wooden legs sloped beech natural	□	8501-B26	82,-
Wooden legs sloped beech black	□	8501-B45	82,-
Wooden legs sloped beech white	□	8501-B46	82,-
Wooden legs sloped oak natural	□	8501-C11	110,-

Different cover

Different cover for corner/back element	□	7026	
Different cover for screen element	□	7027	
Different cover for back of screen element	□	7033	

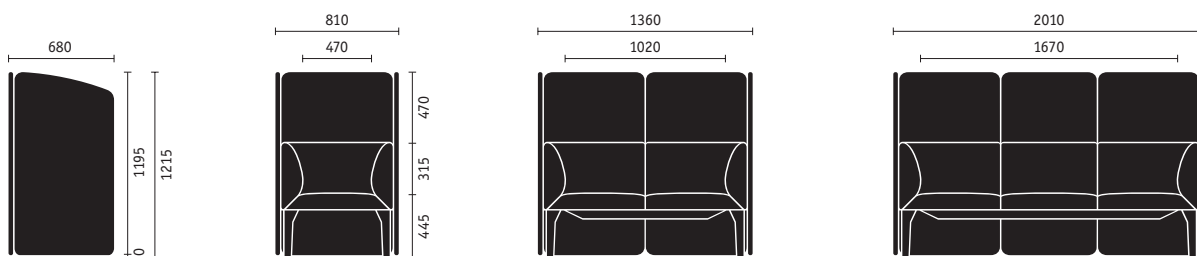
Variable total width

Different dimensions from standard width	□	7100	130,-
--	---	------	-------

Fire protection





in combination with the collections Nobel and Step

Fire protection version sp-611/002	□	6004	382,-
Fire protection version sp-612/002	□	6004	572,-
Fire protection version sp-613/002	□	6004	776,-



Sedus se:works

► Two-seater sofa and three-seater sofa with worktop

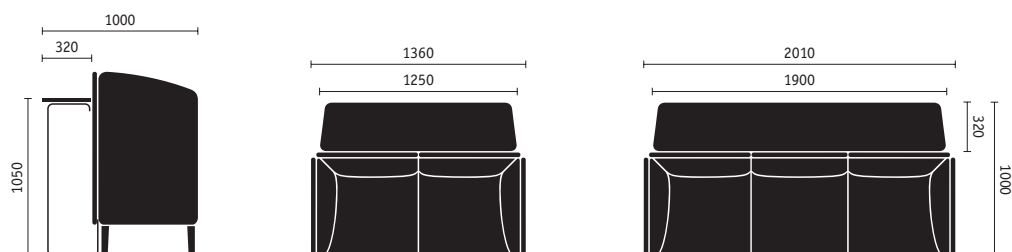
	9	4	2	Premium	
	Era	Cura	Milano	Serpentine	
	Nova	Cyber	Nobel	Steelcut Trio 3	
	One	Fame	Remix	Vanir	
	Phoenix	Step	Tempt		
		Umber			
		Imitation leather			
	sp-612/004 Two-seater sofa, screen element, worktop	5.610,-	5.864,-	6.357,-	7.194,-
	sp-612/005 Two-seater sofa, screen element deep, worktop	6.006,-	6.265,-	6.756,-	7.593,-
	sp-613/004 Three-seater sofa, screen element, worktop	7.234,-	7.595,-	8.240,-	9.326,-
	sp-613/005 Three-seater sofa, screen element deep, worktop	7.730,-	8.094,-	8.739,-	9.823,-

Base

Aluminium legs black	■	8500-103	
Aluminium legs clear white	□	8500-158	
Aluminium legs fjord green	□	8500-157	40,-
Aluminium legs cayenne red	□	8500-159	40,-
Aluminium legs sand beige	□	8500-160	40,-
Aluminium legs deep green	□	8500-170	40,-
Aluminium legs dark bronze	□	8500-171	40,-
Aluminium legs polished	□	8500-110	96,-
Wooden legs sloped beech natural	□	8501-B26	82,-
Wooden legs sloped beech black	□	8501-B45	82,-
Wooden legs sloped beech white	□	8501-B46	82,-
Wooden legs sloped oak natural	□	8501-C11	110,-

Different cover

Different cover for corner/back element	□	7026
Different cover for screen element	□	7027
Different cover for back of screen element	□	7033



Sedus se:works

► Two-seater sofa and three-seater sofa with worktop

Table surface of the worktop

Melamine	■	K**	
sp-612			
Veneer I	□	***	304,-
Veneer II	□	***	390,-
Veneer III	□	***	602,-
Linoleum	□	L**	602,-
sp-613			
Veneer I	□	***	455,-
Veneer II	□	***	585,-
Veneer III	□	***	903,-
Linoleum	□	L**	903,-

Frame colour of the worktop

black	□	103	
clear white	□	158	
fjord green	□	157	40,-
cayenne red	□	159	40,-
sand beige	□	160	40,-
deep green	□	170	40,-
dark bronze	□	171	40,-




Fire protection

in combination with the collections Nobel and Step			
Fire protection version sp-612/004	□	6004	535,-
Fire protection version sp-612/005	□	6004	572,-
Fire protection version sp-613/004	□	6004	732,-
Fire protection version sp-613/005	□	6004	776,-

Information on the surface finishes can be found in the surface matrix on the 'Surfaces' page.

Sedus se:works

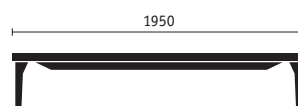
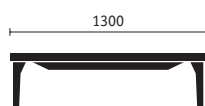
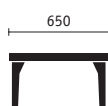
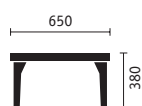
► Suggested configurations side tables

	Code	Melamine	Veneer I	Veneer II	Veneer III	Linoleum
	sp-691					
	650x650	887,-	1.034,-	1.180,-	1.258,-	1.258,-
	sp-692					
	1300x650	1.210,-	1.504,-	1.796,-	1.953,-	1.953,-
	sp-693					
	1950x650	1.534,-	1.976,-	2.413,-	2.647,-	2.647,-

Base






Aluminium legs black	■	8500-103	
Aluminium legs clear white	□	8500-158	
Aluminium legs fjord green	□	8500-157	40,-
Aluminium legs cayenne red	□	8500-159	40,-
Aluminium legs sand beige	□	8500-160	40,-
Aluminium legs deep green	□	8500-170	40,-
Aluminium legs dark bronze	□	8500-171	40,-
Aluminium legs polished	□	8500-110	96,-
Wooden legs sloped beech natural	□	8501-B26	82,-
Wooden legs sloped beech black	□	8501-B45	82,-
Wooden legs sloped beech white	□	8501-B46	82,-
Wooden legs sloped oak natural	□	8501-C11	110,-

Information on the surface finishes can be found in the surface matrix on the 'Surfaces' page.

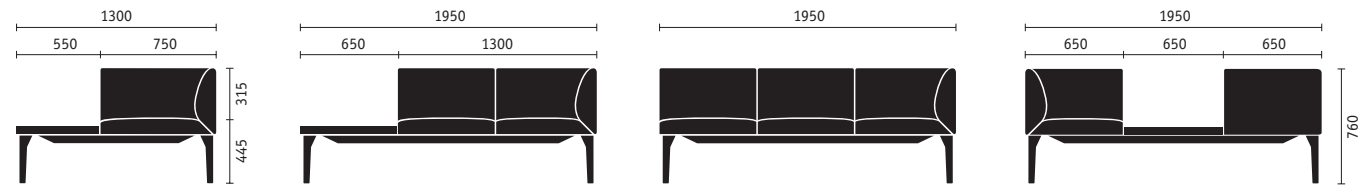


Sedus se:works

► Configurations

	9	4	2	Premium	0
	Era Nova One Phoenix	Cura Cyber Fame Step Umber Imitation leather	Milano Nobel Remix Tempt	Serpentine Steelcut Trio 3 Vanir	Leather
 sp-671 solo 1300 x 650	1.885,-	1.974,-	2.092,-	2.306,-	3.281,-
 sp-672 double 1950 x 650	2.791,-	2.925,-	3.136,-	3.501,-	5.331,-
 sp-673 chaiselongue 1950 x 650	3.363,-	3.551,-	3.838,-	4.331,-	7.002,-
 sp-686 3-seater bench vis-à-vis	3.059,-	3.232,-	3.507,-	4.001,-	6.339,-
 sp-687 3-seater bench vis-à-vis with storage surface	2.905,-	3.061,-	3.302,-	3.735,-	5.676,-

se:works



Sedus se:works

► Configurations

Base

Aluminium legs black	■	8500-103	
Aluminium legs clear white	□	8500-158	
Aluminium legs fjord green	□	8500-157	40,-
Aluminium legs cayenne red	□	8500-159	40,-
Aluminium legs sand beige	□	8500-160	40,-
Aluminium legs deep green	□	8500-170	40,-
Aluminium legs dark bronze	□	8500-171	40,-
Aluminium legs polished	□	8500-110	96,-
Wooden legs sloped beech natural	□	8501-B26	82,-
Wooden legs sloped beech black	□	8501-B45	82,-
Wooden legs sloped beech white	□	8501-B46	82,-
Wooden legs sloped oak natural	□	8501-C11	110,-

Different cover

Different cover for corner/back element	□	7026	
---	---	------	--

Table surface of the storage surface

Melamine	■	K**	
Veneer I	□	***	147,-
Veneer II	□	***	292,-
Veneer III	□	***	371,-
Linoleum	□	L**	371,-

Preparation of the storage surface for

Point built-in socket	□	8749	61,-
Wireless charger visible	□	8970	61,-

Fire protection

in combination with the collections Nobel and Step





Fire protection version sp-671	□	6004	145,-
Fire protection version sp-672	□	6004	276,-
Fire protection version sp-673	□	6004	405,-
Fire protection version sp-686	□	6004	384,-
Fire protection version sp-687	□	6004	289,-

Information on the surface finishes can be found in the surface matrix on the 'Surfaces' page.

On the Accessories page you will find an overview of the electrical connection, which can be ordered from the "power & data" price list.

Sedus se:works

► Configuration twin

	9	4	2	Premium	
	Era	Cura	Milano	Serpentine	
	Nova	Cyber	Nobel	Steelcut Trio 3	
	One	Fame	Remix	Vanir	
	Phoenix	Step	Tempt		
		Umber			
		Imitation leather			
	sp-684/001 Screen element	5.892,-	6.199,-	6.769,-	7.727,-
<hr/>					
	sp-684/002 Screen element deep	6.389,-	6.697,-	7.268,-	8.224,-
<hr/>					
	sp-684/004 Screen element, worktop	6.661,-	6.968,-	7.538,-	8.496,-
<hr/>					
	sp-684/005 Screen element deep, worktop	7.157,-	7.465,-	8.037,-	8.994,-

Base

Aluminium legs black	■	8500-103	
Aluminium legs clear white	□	8500-158	
Aluminium legs fjord green	□	8500-157	40,-
Aluminium legs cayenne red	□	8500-159	40,-
Aluminium legs sand beige	□	8500-160	40,-
Aluminium legs deep green	□	8500-170	40,-
Aluminium legs dark bronze	□	8500-171	40,-
Aluminium legs polished	□	8500-110	96,-
Wooden legs sloped beech natural	□	8501-B26	82,-
Wooden legs sloped beech black	□	8501-B45	82,-
Wooden legs sloped beech white	□	8501-B46	82,-
Wooden legs sloped oak natural	□	8501-C11	110,-

Different cover

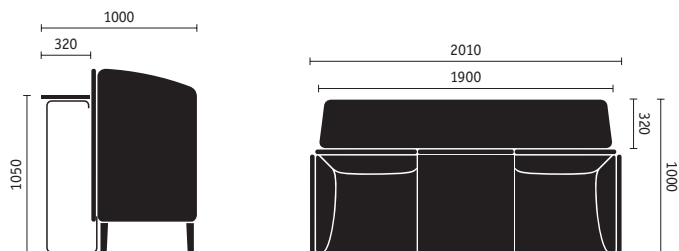
Different cover for corner/back element	□	7026
Different cover for screen element	□	7027
Different cover for back of screen element	□	7033

Table surface of the storage surface

Melamine	■	K**	
Veneer I	□	***	147,-
Veneer II	□	***	292,-
Veneer III	□	***	371,-
Linoleum	□	L**	371,-

Preparation of the storage surface for

Point built-in socket	□	8749	61,-
Wireless charger visible	□	8970	61,-



Sedus se:works

► Configuration twin

Table surface of the worktop

Melamine	■ K**	
Veneer I	□ ***	455,-
Veneer II	□ ***	585,-
Veneer III	□ ***	903,-
Linoleum	□ L**	903,-

Frame colour of the worktop

black	□ 103	
clear white	□ 158	
fjord green	□ 157	40,-
cayenne red	□ 159	40,-
sand beige	□ 160	40,-
deep green	□ 170	40,-
dark bronze	□ 171	40,-

Fire protection

in combination with the collections Nobel and Step



Fire protection version sp-684/001	□ 6004	602,-
Fire protection version sp-684/002	□ 6004	647,-
Fire protection version sp-684/004	□ 6004	602,-
Fire protection version sp-684/005	□ 6004	647,-

Information on the surface finishes can be found in the surface matrix on the 'Surfaces' page.

On the Accessories page you will find an overview of the electrical connection, which can be ordered from the "power & data" price list.

Sedus se:works

► Configurations corner and wave

		9	4	2	Premium	0
		Era	Cura	Milano	Serpentine	Leather
		Nova	Cyber	Nobel	Steelcut Trio 3	
		One	Fame	Remix	Vanir	
		Phoenix	Step	Tempt		
			Umber			
			Imitation leather			
	sp-674 corner 1870 x 1870	5.959,-	6.243,-	6.647,-	7.341,-	11.084,-
<hr/>						
	sp-676 wave 3040 x 1630	6.596,-	6.864,-	7.246,-	7.866,-	11.801,-

Base

Aluminium legs black	■	8500-103	
Aluminium legs clear white	□	8500-158	
Aluminium legs fjord green	□	8500-157	40,-
Aluminium legs cayenne red	□	8500-159	40,-
Aluminium legs sand beige	□	8500-160	40,-
Aluminium legs deep green	□	8500-170	40,-
Aluminium legs dark bronze	□	8500-171	40,-
Aluminium legs polished (sp-674)	□	8500-110	239,-
Aluminium legs polished (sp-676)	□	8500-110	286,-
Wooden legs straight beech (sp-674)	□	8502-B**	203,-
Wooden legs straight beech (sp-676)	□	8502-B**	244,-
Wooden legs straight oak (sp-674)	□	8502-C**	276,-
Wooden legs straight oak (sp-676)	□	8502-C**	329,-

Different cover

Different cover for corner/back element	□	7026	
---	---	------	--






Fire protection

in combination with the collections Nobel and Step

Fire protection version sp-674	□	6004	588,-
Fire protection version sp-676	□	6004	655,-

Sedus se:works

► Configuration circle

	9	4	2	Premium	0
	Era Nova One Phoenix	Cura Cyber Fame Step Umber Imitation leather	Milano Nobel Remix Tempt	Serpentine Steelcut Trio 3 Vanir	Leather
 sp-675 Ø external 2450 Ø internal 1170	9.138,-	9.489,-	10.071,-	10.981,-	16.413,-
 sp-675/001 Screen element	14.234,-	14.880,-	16.040,-	17.775,-	
 sp-675/002 Screen element deep	14.828,-	15.475,-	16.636,-	18.378,-	
 sp-675/004 Screen element, worktop	15.954,-	16.600,-	17.761,-	19.494,-	
 sp-675/005 Screen element deep, worktop	16.551,-	17.195,-	18.356,-	20.098,-	

Base

Aluminium legs black	■	8500-103	
Aluminium legs clear white	□	8500-158	
Aluminium legs fjord green	□	8500-157	40,-
Aluminium legs cayenne red	□	8500-159	40,-
Aluminium legs sand beige	□	8500-160	40,-
Aluminium legs deep green	□	8500-170	40,-
Aluminium legs dark bronze	□	8500-171	40,-
Aluminium legs polished	□	8500-110	334,-

Wooden legs straight beech	□	8502-B**	284,-
Wooden legs straight oak	□	8502-C**	384,-

Different cover

Different cover for corner/back element	□	7026	
Different cover for screen element	□	7027	
Different cover for back of screen element	□	7033	

Table surface of the worktop

Melamine	■	K**	
Veneer I	□	***	688,-
Veneer II	□	***	879,-
Veneer III	□	***	1.362,-
Linoleum	□	L**	1.362,-

Frame colour of the worktop

black	□	103	
clear white	□	158	
fjord green	□	157	40,-
cayenne red	□	159	40,-
sand beige	□	160	40,-
deep green	□	170	40,-
dark bronze	□	171	40,-

Sedus se:works




► Configuration circle

Fire protection		
in combination with the collections Nobel and Step		
Fire protection version sp-675	□ 6004	897,-
Fire protection version sp-675/001	□ 6004	1.434,-
Fire protection version sp-675/002	□ 6004	1.513,-
Fire protection version sp-675/004	□ 6004	1.434,-
Fire protection version sp-675/005	□ 6004	1.513,-

Information on the surface finishes can be found in the surface matrix on the 'Surfaces' page.

Sedus se:works

► Configuration snake

		9	4	2	Premium	0
		Era	Cura	Milano	Serpentine	Leather
		Nova	Cyber	Nobel	Steelcut Trio 3	
		One	Fame	Remix	Vanir	
		Phoenix	Step	Tempt		
			Umber			
			Imitation leather			
	sp-677 4180 x 1620	8.861,-	9.167,-	9.639,-	10.384,-	14.898,-
	sp-677/004 Screen element, worktop	13.978,-	14.480,-	15.339,-	16.634,-	
	sp-677/005 Screen element deep, worktop	14.374,-	14.876,-	15.735,-	17.036,-	

Base

Aluminium legs black	■	8500-103	
Aluminium legs clear white	□	8500-158	
Aluminium legs fjord green	□	8500-157	40,-
Aluminium legs cayenne red	□	8500-159	40,-
Aluminium legs sand beige	□	8500-160	40,-
Aluminium legs deep green	□	8500-170	40,-
Aluminium legs dark bronze	□	8500-171	40,-
Aluminium legs polished	□	8500-110	382,-
Wooden legs straight beech	□	8502-B**	325,-
Wooden legs straight oak	□	8502-C**	439,-

Different cover

Different cover for corner/back element	□	7026	
Different cover for screen element	□	7027	
Different cover for back of screen element	□	7033	

Table surface of the storage surface

Melamine	■	K**	
Veneer I	□	***	147,-
Veneer II	□	***	292,-
Veneer III	□	***	371,-
Linoleum	□	L**	371,-

Preparation of the storage surface for

Point built-in socket	□	8749	61,-
Wireless charger visible	□	8970	61,-

Table surface of the worktop

Melamine	■	K**	
Veneer I	□	***	688,-
Veneer II	□	***	879,-
Veneer III	□	***	1.362,-
Linoleum	□	L**	1.362,-

Frame colour of the worktop

black	□	103	
clear white	□	158	
fjord green	□	157	40,-
cayenne red	□	159	40,-
sand beige	□	160	40,-
deep green	□	170	40,-
dark bronze	□	171	40,-

Fire protection

in combination with the collections Nobel and Step






Fire protection version sp-677	□	6004	815,-
Fire protection version sp-677/004	□	6004	1.171,-
Fire protection version sp-677/005	□	6004	1.225,-

Information on the surface finishes can be found in the surface matrix on the „Surfaces“ page.

On the Accessories page you will find an overview of the electrical connection, which can be ordered from the “power & data” price list.

Sedus se:works

► Configuration u-shape

	9	4	2	Premium	0
	Era Nova One Phoenix	Cura Cyber Fame Step Umber Imitation leather	Milano Nobel Remix Tempt	Serpentine Steelcut Trio 3 Vanir	Leather
 sp-678 2580 x 1940	10.174,-	10.693,-	11.460,-	12.721,-	19.900,-
 sp-678/001 Screen element	16.150,-	17.123,-	18.517,-	20.787,-	
 sp-678/002 Screen element deep	17.148,-	18.116,-	19.511,-	21.779,-	
 sp-678/004 Screen element, worktop	18.092,-	19.068,-	20.464,-	22.733,-	
 sp-678/005 Screen element deep, worktop	19.091,-	20.061,-	21.458,-	23.726,-	

Base

Aluminium legs black	■	8500-103	
Aluminium legs clear white	□	8500-158	
Aluminium legs fjord green	□	8500-157	40,-
Aluminium legs cayenne red	□	8500-159	40,-
Aluminium legs sand beige	□	8500-160	40,-
Aluminium legs deep green	□	8500-170	40,-
Aluminium legs dark bronze	□	8500-171	40,-
Aluminium legs polished	□	8500-110	334,-
Wooden legs straight beech	□	8502-B**	284,-
Wooden legs straight oak	□	8502-C**	384,-

Different cover

Different cover for corner/back element	□	7026
Different cover for screen element	□	7027
Different cover for back of screen element	□	7033

Table surface of the worktop

Melamine	■	K**	
Veneer I	□	***	910,-
Veneer II	□	***	1.168,-
Veneer III	□	***	1.807,-
Linoleum	□	L**	1.807,-

Frame colour of the worktop

black	□	103	
clear white	□	158	
fjord green	□	157	40,-
cayenne red	□	159	40,-
sand beige	□	160	40,-
deep green	□	170	40,-
dark bronze	□	171	40,-

Sedus se:works

► Configuration u-shape

Fire protection


in combination with the collections Nobel and Step


Fire protection version sp-678	□ 6004	1.109,-
Fire protection version sp-678/001	□ 6004	1.757,-
Fire protection version sp-678/002	□ 6004	1.849,-
Fire protection version sp-678/004	□ 6004	1.757,-
Fire protection version sp-678/005	□ 6004	1.849,-


Information on the surface finishes can be found in the surface matrix on the 'Surfaces' page.

Sedus se:works

► Modular configuration – solitary

	9	4	2	Premium	0
	Era	Cura	Milano	Serpentine	Leather
	Nova	Cyber	Nobel	Steelcut Trio 3	
	One	Fame	Remix	Vanir	
	Phoenix	Step	Tempt		
		Umber			
		Imitation leather			
	sp-601	1.032,-	1.058,-	1.094,-	1.154,-
					1.568,-

	sp-602	1.504,-	1.555,-	1.635,-	1.774,-	2.598,-
---	--------	---------	---------	---------	---------	---------

	sp-603	1.990,-	2.050,-	2.186,-	2.406,-	3.645,-
--	--------	---------	---------	---------	---------	---------

Select configuration per seat		9	4	2	Premium	0
Backrest	□ 4110	420,-	455,-	496,-	565,-	1.005,-
Corner back left-hand	□ 4111	534,-	591,-	660,-	797,-	1.347,-
Corner back right	□ 4112	534,-	591,-	660,-	797,-	1.347,-
Storage surface linoleum	□ 4115	219,-	200,-	167,-	107,-	- 292,-
Storage surface melamine	□ 4115	- 153,-	- 172,-	- 206,-	- 265,-	- 663,-
Storage surface veneer I	□ 4115	- 5,-	- 25,-	- 59,-	- 117,-	- 517,-
Storage surface veneer II	□ 4115	140,-	121,-	87,-	28,-	- 371,-
Storage surface veneer III	□ 4115	219,-	200,-	167,-	107,-	- 292,-

Select screen element per seat		9	4	2	Premium	0
Screen element	□ 4120	598,-	658,-	718,-	815,-	
Screen element 90° angle left	□ 4121	1.194,-	1.239,-	1.375,-	1.589,-	
Screen element 90° angle right	□ 4122	1.194,-	1.239,-	1.375,-	1.589,-	
Screen element deep	□ 4130	698,-	757,-	817,-	914,-	
Screen element deep 90° angle left	□ 4131	1.393,-	1.439,-	1.575,-	1.787,-	
Screen element deep 90° angle right	□ 4132	1.393,-	1.439,-	1.575,-	1.787,-	



Sedus se:works

► Modular configuration – solitary

Base

Aluminium legs black	■	8500-103	
Aluminium legs clear white	□	8500-158	
Aluminium legs fjord green	□	8500-157	40,-
Aluminium legs cayenne red	□	8500-159	40,-
Aluminium legs sand beige	□	8500-160	40,-
Aluminium legs deep green	□	8500-170	40,-
Aluminium legs dark bronze	□	8500-171	40,-
Aluminium legs polished	□	8500-110	96,-
Wooden legs sloped beech natural	□	8501-B26	82,-
Wooden legs sloped beech white	□	8501-B46	82,-
Wooden legs sloped beech black	□	8501-B45	82,-
Wooden legs sloped oak natural	□	8501-C11	110,-

Different cover

Different cover for corner/back element	□	7026	
Different cover for screen element – not available in leather	□	7027	
Different cover for back of screen element – not available in leather	□	7033	

Variable total width

Different dimensions from standard width	□	7100	130,-
--	---	------	-------

Preparation of the storage surface for

Point built-in socket	□	8749	61,-
Wireless charger visible	□	8970	61,-

Worktop (prerequisite: screen elements at the seats)

Worktop for 2-seater element	□	4152	
Worktop for 3-seater element - left-hand/middle/right-hand seat	□	4153	
Worktop for 3-seater element - left-hand/middle seat	□	4156	
Worktop for 3-seater element - middle/right-hand seat	□	4157	

Table surface of the worktop

for 2 seats			
Melamine	□	K**	648,-
Veneer I	□	***	952,-
Veneer II	□	***	1.038,-
Veneer III	□	***	1.251,-
Linoleum	□	L**	1.251,-
for 3 seats			
Melamine	□	K**	769,-
Veneer I	□	***	1.225,-
Veneer II	□	***	1.354,-
Veneer III	□	***	1.672,-
Linoleum	□	L**	1.672,-

Frame colour of the worktop

black	□	103	
clear white	□	158	
fjord green	□	157	40,-
cayenne red	□	159	40,-
sand beige	□	160	40,-
deep green	□	170	40,-
dark bronze	□	171	40,-

Fire protection

in combination with the collections Nobel and Step			
Fire protection version - price uplift per seat	□	6004	96,-
Fire protection version - price uplift per seat/backrest [4110]	□	6004	130,-
Fire protection version - price uplift per corner back [4111/4112]	□	6004	145,-
Fire protection version - price uplift per screen element [4120]	□	6004	67,-
Fire protection version - price uplift per screen element deep [4130]	□	6004	75,-
Fire protection version - price uplift screen element 90° [4121/4122], upholstery only possible with cover fabrics Step	□	6004	123,-
Fire protection version - price uplift screen element deep 90° [4131/4132], upholstery only possible with cover fabrics Step	□	6004	141,-







Please select your desired configuration (backrest, corner back, storage surface, screen element) per seat; for instance, for the left, middle and right seat position on a 3-seater bench. Please note that the screen element cannot be made in leather.

Information on the surface finishes can be found in the surface matrix on the 'Surfaces' page.

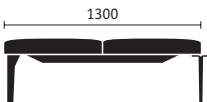
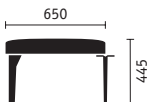
On the Accessories page you will find an overview of the electrical connection, which can be ordered from the "power & data" price list.

Sedus se:works

► Modular and linkable configurations




		9	4	2	Premium	0
		Era Nova One Phoenix	Cura Cyber Fame Step Umber Imitation leather	Milano Nobel Remix Tempt	Serpentine Steelcut Trio 3 Vanir	Leather
	sp-631 Starting element	1.032,-	1.058,-	1.094,-	1.154,-	1.568,-
	sp-641 Extension element	867,-	895,-	929,-	988,-	1.404,-
	sp-651 End element	867,-	895,-	929,-	988,-	1.404,-
	sp-632 Starting element	1.504,-	1.555,-	1.635,-	1.774,-	2.598,-
	sp-642 Extension element	1.339,-	1.389,-	1.472,-	1.608,-	2.433,-
	sp-652 End element	1.339,-	1.389,-	1.472,-	1.608,-	2.433,-

se:works



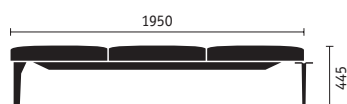
Sedus se:works

► Modular and linkable configurations

	9	4	2	Premium	0
	Era Nova One Phoenix	Cura Cyber Fame Step Umber Imitation leather	Milano Nobel Remix Tempt	Serpentine Steelcut Trio 3 Vanir	Leather
 sp-633 Starting element	1.990,-	2.050,-	2.186,-	2.406,-	3.645,-
 sp-643 Extension element	1.825,-	1.885,-	2.022,-	2.241,-	3.480,-
 sp-653 End element	1.825,-	1.885,-	2.022,-	2.241,-	3.480,-

Select configuration per seat		9	4	2	Premium	0
Backrest	□ 4110	420,-	455,-	496,-	565,-	1.005,-
Corner back left-hand	□ 4111	534,-	591,-	660,-	797,-	1.347,-
Corner back right for end element	□ 4112	534,-	591,-	660,-	797,-	1.347,-
Storage surface linoleum	□ 4115	219,-	200,-	167,-	107,-	- 292,-
Storage surface melamine	□ 4115	- 153,-	- 172,-	- 206,-	- 265,-	- 663,-
Storage surface veneer I	□ 4115	- 5,-	- 25,-	- 59,-	- 117,-	- 517,-
Storage surface veneer II	□ 4115	140,-	121,-	87,-	28,-	- 371,-
Storage surface veneer III	□ 4115	219,-	200,-	167,-	107,-	- 292,-

Select screen element per seat						
Screen element	□ 4120	598,-	658,-	718,-	815,-	
Screen element 90° angle left	□ 4121	1.194,-	1.239,-	1.375,-	1.589,-	
Screen element 90° angle right for end element	□ 4122	1.194,-	1.239,-	1.375,-	1.589,-	
Screen element deep	□ 4130	698,-	757,-	817,-	914,-	
Screen element deep 90° angle left	□ 4131	1.393,-	1.439,-	1.575,-	1.787,-	
Screen element deep 90° angle right for end element	□ 4132	1.393,-	1.439,-	1.575,-	1.787,-	



Sedus se:works

► Modular and linkable configurations

Base

Aluminium legs black	■	8500-103	
Aluminium legs clear white	□	8500-158	
Aluminium legs fjord green	□	8500-157	40,-
Aluminium legs cayenne red	□	8500-159	40,-
Aluminium legs sand beige	□	8500-160	40,-
Aluminium legs deep green	□	8500-170	40,-
Aluminium legs dark bronze	□	8500-171	40,-
Aluminium legs polished for starting element	□	8500-110	96,-
Aluminium legs polished for extension/end element	□	8500-110	47,-

Wooden legs straight beech for starting element	□	8502-B**	82,-
Wooden legs straight beech for extension/end element	□	8502-B**	41,-
Wooden legs straight oak for starting element	□	8502-C**	110,-
Wooden legs straight oak for extension/end element	□	8502-C**	56,-

Different cover

Different cover for corner/back element	□	7026	
Different cover for screen element – not available in leather	□	7027	
Different cover for back of screen element – not available in leather	□	7033	

Variable total width

Different dimensions from standard width	□	7100	130,-
--	---	------	-------

Seat direction

Vis-à-vis	□	7028	
-----------	---	------	--

Preparation of the storage surface for

Point built-in socket	□	8749	61,-
Wireless charger visible	□	8970	61,-

Worktop (prerequisite: screen elements at the seats)

Worktop for 2-seater element	□	4152	
Worktop for 3-seater element - left-hand/middle/right-hand seat	□	4153	
Worktop for 3-seater element - left-hand/middle seat	□	4156	
Worktop for 3-seater element - middle/right-hand seat	□	4157	

Table surface of the worktop

for 2 seats			
Melamine	□	K**	648,-
Veneer I	□	***	952,-
Veneer II	□	***	1.038,-
Veneer III	□	***	1.251,-
Linoleum	□	L**	1.251,-
for 3 seats			
Melamine	□	K**	769,-
Veneer I	□	***	1.225,-
Veneer II	□	***	1.354,-
Veneer III	□	***	1.672,-
Linoleum	□	L**	1.672,-

Frame colour of the worktop

black	□	103	
clear white	□	158	
fjord green	□	157	40,-
cayenne red	□	159	40,-
sand beige	□	160	40,-
deep green	□	170	40,-
dark bronze	□	171	40,-

Fire protection

in combination with the collections Nobel and Step			
Fire protection version - price uplift per seat	□	6004	96,-
Fire protection version - price uplift per seat/backrest (4110)	□	6004	130,-
Fire protection version - price uplift per corner back (4111/4112)	□	6004	145,-
Fire protection version - price uplift per screen element (4120)	□	6004	67,-
Fire protection version - price uplift per screen element deep (4130)	□	6004	75,-
Fire protection version - price uplift screen element 90° (4121/4122), upholstery only possible with cover fabrics Step	□	6004	123,-
Fire protection version - price uplift screen element deep 90° (4131/4132), upholstery only possible with cover fabrics Step	□	6004	141,-








Please select your desired configuration (backrest, corner back, storage surface, screen element) per seat; for instance, for the left, middle and right seat position on a 3-seater bench. Please note that the screen element cannot be made in leather.

Information on the surface finishes can be found in the surface matrix on the 'Surfaces' page.

On the Accessories page you will find an overview of the electrical connection, which can be ordered from the "power & data" price list.

Sedus se:works

► Modular configuration – linkable

		9	4	2	Premium	0
		Era Nova One Phoenix	Cura Cyber Fame Step Umber Imitation leather	Milano Nobel Remix Tempt	Serpentine Steelcut Trio 3 Vanir	Leather
	sp-635 Starting element 45°	1.165,-	1.196,-	1.237,-	1.306,-	1.745,-
	sp-645 Extension element 45°	1.000,-	1.032,-	1.073,-	1.142,-	1.580,-
	sp-655 End element 45°	1.000,-	1.032,-	1.073,-	1.142,-	1.580,-
	sp-637 Starting element 90°	2.329,-	2.394,-	2.474,-	2.614,-	3.491,-
	sp-647 Extension element 90°	1.999,-	2.064,-	2.145,-	2.285,-	3.161,-
	sp-657 End element 90°	1.999,-	2.064,-	2.145,-	2.285,-	3.161,-
	sp-661 Angular element	1.126,-	1.154,-	1.196,-	1.265,-	1.719,-

Sedus se:works

► Modular configuration – linkable

Select configuration per seat		9	4	2	Premium	0
Backrest [sp-63*, sp-64*, sp-65*]	□ 4110	496,-	522,-	578,-	660,-	1.127,-
Corner back right [sp-661]	□ 4112	612,-	660,-	756,-	908,-	1.485,-
Backrest for inside radius [sp-63*, sp-64*, sp-65*]	□ 4114	396,-	419,-	463,-	529,-	902,-
Storage surface linoleum [sp-661]	□ 4115	226,-				
Storage surface melamine [sp-661]	□ 4115	- 144,-				
Storage surface veneer I [sp-661]	□ 4115	2,-				
Storage surface veneer II [sp-661]	□ 4115	149,-				
Storage surface veneer III [sp-661]	□ 4115	226,-				

Select screen element per seat						
Screen element [sp-63*, sp-64*, sp-65*]	□ 4120	849,-	899,-	996,-	1.132,-	
Screen element 90° angle right [sp-661]	□ 4122	1.271,-	1.308,-	1.478,-	1.727,-	
Screen element for inside radius [sp-63*, sp-64*, sp-65*]	□ 4124	680,-	718,-	796,-	907,-	
Screen element deep [sp-63*, sp-64*, sp-65*]	□ 4130	948,-	998,-	1.094,-	1.233,-	
Screen element deep 90° angle right [sp-661]	□ 4132	1.470,-	1.507,-	1.676,-	1.927,-	
Screen element deep for inside radius [sp-63*, sp-64*, sp-65*]	□ 4134	758,-	798,-	875,-	985,-	

Base			
Aluminium legs black	■ 8500-103		
Aluminium legs clear white	□ 8500-158		
Aluminium legs fjord green	□ 8500-157	40,-	
Aluminium legs cayenne red	□ 8500-159	40,-	
Aluminium legs sand beige	□ 8500-160	40,-	
Aluminium legs deep green	□ 8500-170	40,-	
Aluminium legs dark bronze	□ 8500-171	40,-	
Aluminium legs polished [sp-635]	□ 8500-110	96,-	
Aluminium legs polished [sp-637]	□ 8500-110	119,-	
Aluminium legs polished [sp-647, sp-657, sp-661]	□ 8500-110	71,-	
Aluminium legs polished [sp-645, sp-655]	□ 8500-110	47,-	
Wooden legs straight beech [sp-635]	□ 8502-B**	82,-	
Wooden legs straight beech [sp-637]	□ 8502-B**	102,-	
Wooden legs straight beech [sp-647, sp-657, sp-661]	□ 8502-B**	61,-	
Wooden legs straight beech [sp-645, sp-655]	□ 8502-B**	41,-	
Wooden legs straight oak [sp-635]	□ 8502-C**	110,-	
Wooden legs straight oak [sp-637]	□ 8502-C**	138,-	
Wooden legs straight oak [sp-647, sp-657, sp-661]	□ 8502-C**	83,-	
Wooden legs straight oak [sp-645, sp-655]	□ 8502-C**	56,-	

Different cover		
Different cover for corner/back element	□ 7026	
Different cover for screen element – not available in leather	□ 7027	
Different cover for back of screen element – not available in leather	□ 7033	

Seat direction	
Vis-à-vis	□ 7028

Preparation of the storage surface for		
Point built-in socket	□ 8749	61,-
Wireless charger visible	□ 8970	61,-

Worktop (prerequisite: screen elements at the seats)	
Worktop for 2-seater element	□ 4152





Table surface of the worktop		
Melamine	□ K**	860,-
Veneer I	□ ***	1.204,-
Veneer II	□ ***	1.300,-
Veneer III	□ ***	1.542,-
Linoleum	□ L**	1.542,-

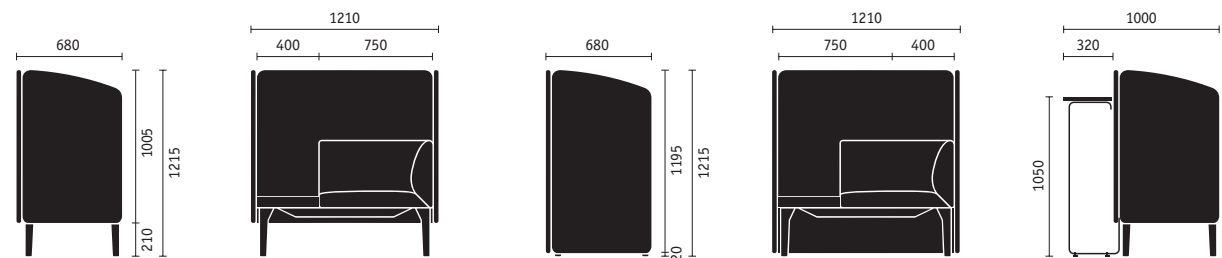
Frame colour of the worktop		
black	□ 103	
clear white	□ 158	
fjord green	□ 157	40,-
cayenne red	□ 159	40,-
sand beige	□ 160	40,-
deep green	□ 170	40,-
dark bronze	□ 171	40,-

Fire protection		
in combination with the collections Nobel and Step		
Fire protection version - price uplift per seat	□ 6004	109,-
Fire protection version - price uplift per backrest [4110]	□ 6004	150,-
Fire protection version - price uplift per corner back [4112]	□ 6004	54,-
Fire protection version - price uplift per backrest for inside radius [4114]	□ 6004	137,-
Fire protection version - price uplift per screen element [4120]	□ 6004	89,-
Fire protection version - price uplift screen element 90° [4122]	□ 6004	130,-
Fire protection version - price uplift per screen element for inside radius [4124]	□ 6004	52,-
Fire protection version - price uplift per screen element deep [4130]	□ 6004	103,-
Fire protection version - price uplift screen element deep 90° [4132]	□ 6004	150,-
Fire protection version - price uplift per screen element deep for inside radius [4134]	□ 6004	61,-

Sedus se:works





► focus light - Storage left-hand

	9	4	2	1	
	Era Nova One Phoenix	Cura Cyber Fame Step Umber Imitation leather	Milano Nobel Remix Tempt	Serpentine Steelcut Trio 3 Vanir	
	sp-627/001 Screen element	4.848,-	5.193,-	5.541,-	6.169,-
	sp-627/002 Screen element deep	5.247,-	5.591,-	5.941,-	6.567,-
	sp-627/001 Screen element, worktop	5.498,-	5.841,-	6.189,-	6.818,-
	sp-627/002 Screen element deep, worktop	5.896,-	6.239,-	6.589,-	7.217,-

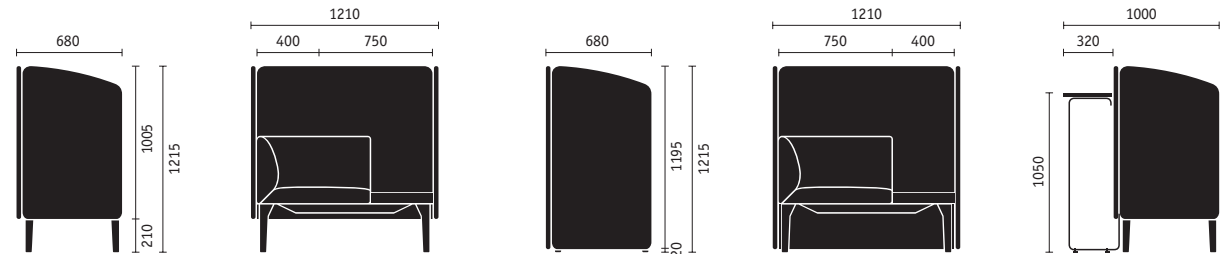


Sedus se:works

► focus light - Storage right-hand

	9	4	2	1	
	Era Nova One Phoenix	Cura Cyber Fame Step Umber Imitation leather	Milano Nobel Remix Tempt	Serpentine Steelcut Trio 3 Vanir	
	sp-628/001 Screen element	4.848,-	5.193,-	5.541,-	6.169,-
	sp-628/002 Screen element deep	5.247,-	5.591,-	5.941,-	6.567,-
	sp-627/001 Screen element, worktop	5.498,-	5.841,-	6.189,-	6.818,-
	sp-627/002 Screen element deep, worktop	5.896,-	6.239,-	6.589,-	7.217,-

se:works



Sedus se:works

► focus light

Base

Aluminium legs black	■	8500-103	
Aluminium legs clear white	□	8500-158	
Aluminium legs fjord green	□	8500-157	40,-
Aluminium legs cayenne red	□	8500-159	40,-
Aluminium legs sand beige	□	8500-160	40,-
Aluminium legs deep green	□	8500-170	40,-
Aluminium legs dark bronze	□	8500-171	40,-
Aluminium legs polished	□	8500-110	96,-
Wooden legs sloped beech natural	□	8501-B26	82,-
Wooden legs sloped beech black	□	8501-B45	82,-
Wooden legs sloped beech white	□	8501-B46	82,-
Wooden legs sloped oak natural	□	8501-C11	110,-

sp-627/001 + sp-628/001

Steel legs with castors, black	□	8504-103	58,-
Steel legs with castors, clear white	□	8504-158	58,-
Steel legs with castors, fjord green	□	8504-157	98,-
Steel legs with castors, cayenne red	□	8504-159	98,-
Steel legs with castors, sand beige	□	8504-160	98,-

Different cover

Different cover for corner/back element	□	7026	
Different cover for screen element	□	7027	
Different cover for back of screen element	□	7033	

Table surface of the storage surface

Melamine	■	K**	
Veneer I	□	***	147,-
Veneer II	□	***	292,-
Veneer III	□	***	371,-
Linoleum	□	L**	371,-

Preparation of the storage surface for

Point built-in socket	□	8749	61,-
Wireless charger visible	□	8970	61,-

Table surface of the worktop

Melamine	■	K**	
Veneer I	□	***	304,-
Veneer II	□	***	390,-
Veneer III	□	***	602,-
Linoleum	□	L**	602,-

Frame colour of the worktop

black	□	103	
clear white	□	158	
fjord green	□	157	40,-
cayenne red	□	159	40,-
sand beige	□	160	40,-
deep green	□	170	40,-
dark bronze	□	171	40,-

Fire protection







in combination with the collections Nobel and Step			
Fire protection version for sp-627/001 and			
sp-628/001	□	6004	486,-
Fire protection version for sp-627/002 and			
sp-628/002	□	6004	522,-
Fire protection version for sp-627/004 and			
sp-628/004	□	6004	486,-
Fire protection version for sp-627/005 and			
sp-628/005	□	6004	522,-

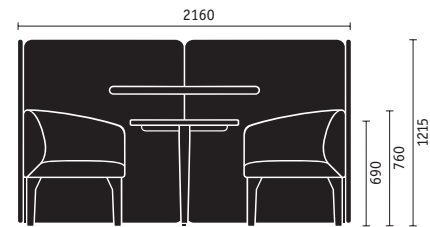
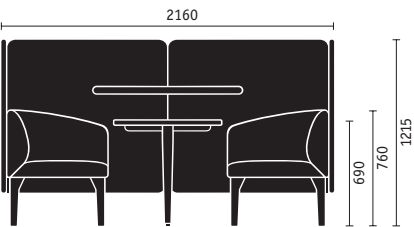
Information on the surface finishes can be found in the surface matrix on the 'Surfaces' page.

On the Accessories page you will find an overview of the electrical connection, which can be ordered from the "power & data" price list.

Sedus se:works

► diner

	9	4	2	1	
	Era Nova One Phoenix	Cura Cyber Fame Step Umber Imitation leather	Milano Nobel Remix Tempt	Serpentine Steelcut Trio 3 Vanir	
	sp-621/001 Two-seater diner, screen element	6.983,-	7.327,-	7.767,-	8.439,-
	sp-621/002 Two-seater diner, screen element deep	7.382,-	7.725,-	8.164,-	8.838,-
	sp-622/001 Four-seater diner, screen element	9.542,-	10.111,-	10.792,-	12.001,-
	sp-622/002 Four-seater diner, screen element deep	10.138,-	10.709,-	11.389,-	12.598,-
	sp-623/001 Six-seater diner, screen element	12.101,-	12.881,-	13.873,-	15.577,-
	sp-623/002 Six-seater diner, screen element deep	12.897,-	13.677,-	14.670,-	16.375,-



Sedus se:works

► diner

Base

Aluminium legs black	■	8500-103	
Aluminium legs clear white	□	8500-158	
Aluminium legs fjord green	□	8500-157	40,-
Aluminium legs cayenne red	□	8500-159	40,-
Aluminium legs sand beige	□	8500-160	40,-
Aluminium legs deep green	□	8500-170	40,-
Aluminium legs dark bronze	□	8500-171	40,-
Aluminium legs polished	□	8500-110	192,-
Wooden legs sloped beech natural	□	8501-B26	162,-
Wooden legs sloped beech black	□	8501-B45	162,-
Wooden legs sloped beech white	□	8501-B46	162,-
Wooden legs sloped oak natural	□	8501-C11	220,-

Different cover

Different cover for corner/back element	□	7026	
Different cover for screen element	□	7027	
Different cover for back of screen element	□	7033	

Table surface

Melamine	■	K**	
Veneer I	□	***	202,-
Veneer II	□	***	259,-
Veneer III	□	***	401,-
Linoleum	□	L**	401,-

Table top cut-out for

Built-in socket module Power Frame incl. socket			
module frame black without built-in socket	□	8748-103	154,-
Built-in socket module Power Frame incl. socket			
module frame neutral white without built-in socket	□	8748-134	154,-
Built-in socket module Power Frame incl. socket			
module frame white aluminium without built-in socket	□	8748-119	154,-
Wireless charger visible	□	8970	61,-

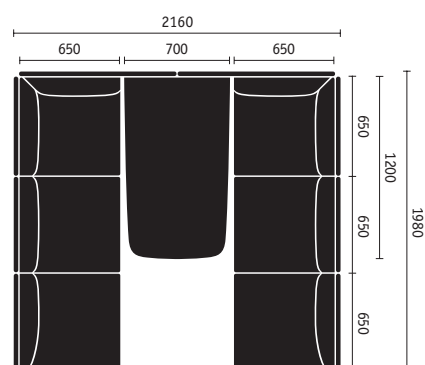
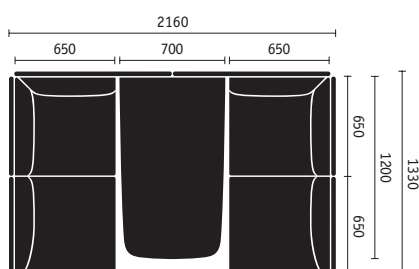
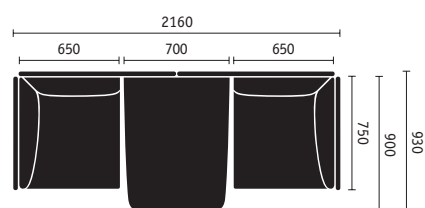
Organiser groove

With organiser groove	□	6240	37,-
-----------------------	---	------	------

Fire protection

in combination with the collections Nobel and Step

Fire protection version sp-621/001	□	6004	727,-
Fire protection version sp-621/002	□	6004	762,-
Fire protection version sp-622/001	□	6004	1.311,-
Fire protection version sp-622/002	□	6004	1.366,-
Fire protection version sp-623/001	□	6004	1.896,-
Fire protection version sp-623/002	□	6004	1.972,-





Information on the surface finishes can be found in the surface matrix on the 'Surfaces' page.

On the Accessories page you will find an overview of the electrical connection, which can be ordered from the "power & data" price list.

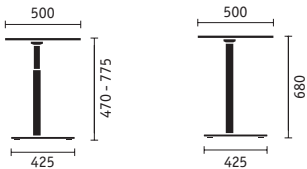
Sedus se:works

► Tables

	Code	CDF directly 12 mm
	sp-312 assistant height-adjustable	
	Ø 500 1403	652,-
	sp-311 assistant table height 680	
	Ø 500 1403	554,-


Frame options		
black	■ 103	
clear white	□ 158	
sp-311		
fjord green	□ 157	20,-
cayenne red	□ 159	20,-
sand beige	□ 160	20,-
deep green	□ 170	20,-
dark bronze	□ 171	20,-

Information on the surface finishes can be found in the surface matrix on the ,Surfaces' page.



Sedus se:works

► Accessories



sp-002/8500 + 8502
Separate leg pair

237,-



sp-002/6934
Writing tablet

660,-



sp-002/6936
Coat hook, white

39,-

Base

Aluminium legs black	■ 8500-103	237,-
Aluminium legs clear white	□ 8500-158	237,-
Aluminium legs fjord green	□ 8500-157	277,-
Aluminium legs cayenne red	□ 8500-159	277,-
Aluminium legs sand beige	□ 8500-160	277,-
Aluminium legs deep green	□ 8500-170	277,-
Aluminium legs dark bronze	□ 8500-171	277,-
Aluminium legs polished	□ 8500-110	284,-

Wooden legs straight beech natural	□ 8502-B26	278,-
Wooden legs straight beech black	□ 8502-B45	278,-
Wooden legs straight beech white	□ 8502-B46	278,-
Wooden legs straight oak natural	□ 8502-C11	291,-

Colour of the writing tablet arm

black	■ 103	
clear white	□ 158	
fjord green	□ 157	20,-
cayenne red	□ 159	20,-
sand beige	□ 160	20,-
deep green	□ 170	20,-
dark bronze	□ 171	20,-

Table surface of the writing tablet

CDF black	■ T17	
CDF white	□ T14	



pd-001/8749
Point built-in socket



pd-201/8970
Wireless charger
visible



pd-002/8908 or 8909
Power supply



pd-001/8748
Built-in socket
module Power Frame

The electrical connection can be ordered from the “power & data” price list.






The storage shelf must be prepared for the installation of the Point built-in socket module and the wireless charger. Please add the appropriate code for the table-top cut-out to the respective element when ordering.

Sedus se:works specification

► Lounge furniture

Version	<ul style="list-style-type: none">- Complete models: armchair, two-seater sofa, three-seater sofa- Solitary elements for modular configuration: stool, 2-seater or 3-seater benches, can be combined with backrests, corner backs, screen elements or storage surfaces- Linkable elements for modular configuration. Suitable for seating areas in the “endless method”:- Suggested configurations: to facilitate planning, sofa elements are pre-configured to reflect common applications
Construction and upholstery construction	<ul style="list-style-type: none">- Base frame made of steel, consisting of horizontally extending support beams and laterally positioned steel legs. Foot panels made from aluminium or wood.- Seat upholstery consisting of wooden frame with an elastic membrane as the base upholstery, and topped with two-layer construction of polyurethane and polyether foam in various thicknesses and compression hardnesses. Polyurethane: thickness 15 mm, density 60 kg/m³, compression hardness 7.0, and polyether foam: 70 mm, density 50 kg/m³, compression hardness 4.0. Cover with upholstery web density 200 g/m³. Front edge of seat rounded.- Backrest upholstery with anatomically shaped lumbar support. Wooden supporting structure, polyether foam, thickness 110 mm, density 40 kg/m³, compression hardness 3.0. Cover with upholstery web.- Screen element consisting of wooden carcass. Topped with an upholstery construction of polyurethane and polyether foam covered with upholstery web. Height: 1230 mm, thickness: 30 mm.- Covers not glued into place- Overall design in parametric basic structure, so that linear sofa elements can be configured in individual lengths to the nearest centimetre as required
Covering materials	<ul style="list-style-type: none">- Note on collection Remix and Cura: these collections are durable and elegant fabrics, which set themselves apart from other Sedus collections through their high level of resilience. With intensive use, partial creases may develop as a result, for which the fabric cannot fully compensate. This does not constitute grounds for complaint.
Fire protection	<ul style="list-style-type: none">- Option of highly flame resistant version. Seat, backrest and screen element foams in flame-retardant quality, cover in flame-retardant wadding. Seat foam: density 35 kg/m³, compression hardness 4.0. Backrest and armrest foam: 37 kg/m³, compression hardness 3.2.- Test certificate according to DIN 66084 P-a- Test certificates apply to the Step and Nobel collections. The test certificates do not cover storage surfaces, writing tray or foot panels made of wood
Frame system	<ul style="list-style-type: none">- Foot panels, aluminium powder coated or polished, universal plastic glides made of polyamide for hard and soft floors- Optional steel legs with lockable soft castors in black; in white with steel legs in clear white- Optional foot panels in wood- Black powder coated frame as standard
Tray	<ul style="list-style-type: none">- Writing tray for temporary use by someone working with a laptop. Work surface can be individually adjusted horizontally at two pivot points. Retrofitting, dismantling and individual positioning along the front edge of the seat of the sofa possible by means of a screw connection.- 12 mm table top made of CDF, black edges, colour pure white (T14) or black (T17)- Frame optionally powder coated in black or clear white- Tray height 660 mm
Storage surface	<ul style="list-style-type: none">- Storage surface made from 50 mm three-layer chipboard in:<ul style="list-style-type: none">- 1. Melamine finish (colour pure white K14, graphite black K70), finished with all-round edging- 2. High-quality crown cut veneer surface, 3 mm veneer edge on all sides. Surface in a high quality, durable, two-component water-based polyurethane lacquer.- 3. Linoleum with real wood in hickory natural (Q10), optionally other veneer edges according to the Sedus veneer range- E1 quality wood materials- Veneer is a natural product. The colour of the veneer is determined by the type and structure of the wood, and may vary. All woods change colour over time because of the effects of light. As such, the veneer may be markedly different from the sample at the time of delivery. Natural differences are not a cause for complaint, but in fact confirm that the material is genuine.
focus light	<ul style="list-style-type: none">- Lounge furniture for focused solo working, consisting of seating upholstery including corner back and storage surface plus screen elements on back and front.- Storage surface see surface matrix- Available in two versions: seat right, storage surface left or seat left, storage surface right- Construction, upholstery construction and frame corresponding to the rest of the se:works product family- Can be combined and retrofitted with an additional, individually adjustable writing tray

Sedus se:works specification

assistant	<ul style="list-style-type: none"> - Height-adjustable single table for short periods of working on a laptop - 12 mm top made of CDF, edges in black, colour pure white (T14) or black (T17) - Frame consisting of base plate (three supports, steel) and height-adjustable gas spring, powder coated in black or white - Height-adjustable from approx. 470 – 775 mm
User weight	<ul style="list-style-type: none"> - Recommended for user weights up to 110 kg per seat (up to 150 kg per seat for occasional use)
Veneer grain/design grain	<ul style="list-style-type: none"> - Design and veneer grain runs lengthwise
Electrification	<ul style="list-style-type: none"> - power supply: housing in clear white or black. Equipped with 2 power connections or 1 power connection and 1 USB charger. Incl. 1.5 m power cable. Sockets in a protected position under the front seat edge, can be moved. Electrical connection unit can be retrofitted and removed, can be ordered from the "power & data" price list under pd-001/8908 or 8909. - Storage surface - built-in socket module Point: socket module in chrome matt look. Incl. 3 m power cable. The storage shelf must be prepared for the installation of the socket module. Can be ordered from the "power & data" price list under pd-001/8749. - Storage surface - wireless charger visible: socket in brushed stainless steel. The storage shelf must be prepared for the installation of the charger. Can be ordered from the "power & data" price list under pd-201/8970-154.
Dimensions	<ul style="list-style-type: none"> - Seat height when not in use 445 mm - Seat height when in use 380 mm - Backrest height 315 mm - Seat depth [design with backrest] when not in use 495 mm
Standards / Certificates	<ul style="list-style-type: none"> - GS label by TÜV Rheinland LGA Products GmbH / DIN EN 16139 L1 - GREENGUARD certified <div>    </div>
Design awards	<ul style="list-style-type: none"> - ICONIC AWARDS 2017: Interior Innovation – Winner - Red Dot Award 2017, Winner - German Design Award 2018, Winner <div>    </div>
Warranty	<ul style="list-style-type: none"> - 5 years [see guarantee terms]

se:lab sofa

sedus

Mobile and flexible furniture supports creative and communicative working methods. With the addition of the single-seater on castors, agile workshop situations and spontaneous exchange become even more vibrant.



Single from 1.038,-





Two-seater from 1.452,-



Sedus se:lab sofa

► Mobile sofa

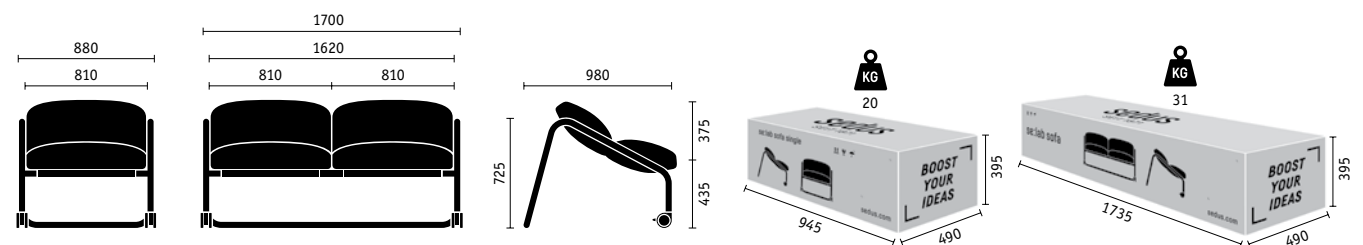
	9	4	2	Premium	
	Era Nova Phoenix	Cura Cyber Fame Step Umber	Milano Nobel Remix Tempt	Serpentine Steelcut Trio 3 Vanir	
	Ik-601	1.038,-	1.145,-	1.316,-	1.574,-
<hr/>					
	Ik-602	1.452,-	1.599,-	1.738,-	1.953,-

Backrest		
Cover backrest as seat	■ 0000	
Different cover for back element	□ 7026	32,-

Frame		
Steel frame, black	■ 8000-103	
Steel frame, clear white	□ 8000-158	
Steel frame, fjord green	□ 8000-157	20,-
Steel frame, cayenne red	□ 8000-159	20,-
Steel frame, sand beige	□ 8000-160	20,-
Steel frame, deep green	□ 8000-170	20,-
Steel frame, dark bronze	□ 8000-171	20,-

Castors / Glides		
Lockable soft castors	■ 2703	

Fire protection		
Fire protection version in combination with cover		
fabrics Fame, Nobel or Step	□ 6004	15,-



Sedus se:lab sofa specification

► Mobile sofa

- Upholstery**
- Comfortable and generously sized upholstered cushions, suitable for any body size
 - Filling consists of hollow fibre balls made of 100% polyester
 - Upholstery thickness 200 mm
 - Membrane of the cushion attachment: made of 100% recyclable polyester, always in black, prevents the cushions from slipping
 - Seat and backrest cushion can be individually configured

- Frame**
- Curved round tube from steel: Ø 40 mm, wall thickness 2 mm

- Castors/glides**
- Soft castors are supplied for universal use, Ø 100 mm, white colour for white frame, otherwise always black
 - Glides are attached to the rear frame tube, they are suitable for universal use, always white

- User weight**
- Recommended for user weights up to 110 kg per cushion

- Shipping / dispatch**
- The model is available in a space-saving package for safe delivery by courier, unique and easy to assemble

- Standards / Certificates**
- GS label by TÜV Rheinland LGA Products GmbH / DIN EN 16139 L1
 - GREENGUARD Certificate
 - AGR [se:lab concept] – Seal of approval of Aktion Gesunder Rücken e.V. [Campaign for Healthier Backs]
 - Awarded BLAUER ENGEL



- Design awards**
- iF DESIGN AWARD 2021, Discipline Product [lk-602]
 - Red Dot Design Award 2021, Winner [lk-602]
 - German Design Award 2022, Winner [lk-602]



- Warranty**
- 5 years [see guarantee terms]

se:living unites the comfort of a living room sofa with well thought-out functionality for the working environment. Whether as a single sofa, a corner unit or an island constellation, with storage element, add-on or side tables, se:living comes in many shapes and sizes.



Stool, armchair



Solitary elements



Linkable elements



Plant Bench




Accessories



Tables

Sedus se:living

► Stool

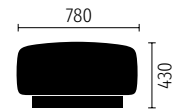
	9	4	2	Premium	0
	Atlantic	Cura	Milano	Serpentine	Leather
	Era	Cyber	Nobel	Steelcut Trio 3	
	One	Fame	Remix	Vanir	
	Phoenix	Step	Tempt		
		Umber			
		Imitation leather			
	rz-6100	711,-	762,-	848,-	985,-
					1.465,-

Surface plinth

black grey	■	149	
light grey	□	147	
oak natural	□	C11	115,-


Fire protection


Fire protection version – in combination with the collections Fame, Nobel, One, Step	□	6004	41,-
--	---	------	------



Sedus se:living

► Armchair

		9	4	2	Premium	0
		Atlantic	Cura	Milano	Serpentine	Leather
		Era	Cyber	Nobel	Steelcut Trio 3	
		One	Fame	Remix	Vanir	
		Phoenix	Step	Tempt		
			Umber			
			Imitation leather			
	rz-6110	1.471,-	1.555,-	1.695,-	1.922,-	2.644,-

	rz-6115	1.563,-	1.643,-	1.738,-	1.994,-	2.797,-
---	---------	---------	---------	---------	---------	---------

Backrest

Different cover for back element	□ 7026	101,-
----------------------------------	--------	-------

Base rz-6110

Armchair fix	■ 8510	
Swivel armchair	□ 8512	155,-

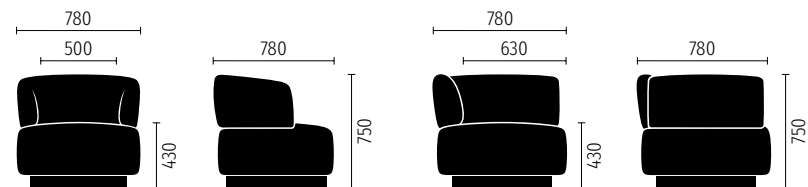
Surface plinth

black grey	■ 149	
light grey	□ 147	
oak natural	□ C11	115,-

Fire protection

in combination with the collections Fame, Nobel, One, Step

Fire protection version rz-6110	□ 6004	78,-
Fire protection version rz-6115	□ 6004	83,-





Recommended retail prices in Euro exclusive of VAT [2025.01]


All dimensions in mm

Sedus se:living

► Solitary elements - seat depth 640 mm

	9	4	2	Premium	0	
	Atlantic	Cura	Milano	Serpentine	Leather	
	Era	Cyber	Nobel	Steelcut Trio 3		
	One	Fame	Remix	Vanir		
	Phoenix	Step	Tempt			
		Umber				
		Imitation leather				
	rz-6020 2-seater sofa	2.391,-	2.545,-	2.798,-	3.212,-	5.152,-

	rz-6025 2.5-seater sofa	2.740,-	2.911,-	3.192,-	3.650,-	5.791,-
---	--------------------------------	---------	---------	---------	---------	---------

	rz-6030 3-seater sofa	3.167,-	3.354,-	3.662,-	4.163,-	6.506,-
--	------------------------------	---------	---------	---------	---------	---------

Backrest

Different cover for back element	□ 7026	101,-
----------------------------------	--------	-------

Surface plinth

black grey	■ 149	
light grey	□ 147	
oak natural	□ C11	115,-

Seat left-hand

Backrest	■ 4110	
Corner back left-hand 9	□ 4111-9**	236,-
Corner back left-hand 4	□ 4111-4**	249,-
Corner back left-hand 2	□ 4111-2**	269,-
Corner back left-hand Premium	□ 4111-1**	302,-
Corner back left-hand 0	□ 4111-0**	460,-
Backrest and add-on table left-hand melamine	□ 4105-K**	338,-
Backrest and add-on table left-hand melamine B1	□ 4105-K74	345,-
Backrest and add-on table left-hand likewood	□ 4105-N**	346,-
Backrest and add-on table left-hand HPL II	□ 4105-J**	515,-
Backrest and add-on table left-hand veneer I	□ 4105-***	510,-
Backrest and add-on table left-hand veneer II	□ 4105-***	515,-
Backrest and add-on table left-hand veneer III	□ 4105-***	550,-

Seat right-hand

Backrest	■ 4110	
Corner back right-hand 9	□ 4112-9**	236,-
Corner back right-hand 4	□ 4112-4**	249,-
Corner back right-hand 2	□ 4112-2**	269,-
Corner back right-hand Premium	□ 4112-1**	302,-
Corner back right-hand 0	□ 4112-0**	460,-
Backrest and add-on table right-hand melamine	□ 4106-K**	338,-
Backrest and add-on table right-hand melamine B1	□ 4106-K74	345,-
Backrest and add-on table right-hand likewood	□ 4106-N**	346,-
Backrest and add-on table right-hand HPL II	□ 4106-J**	515,-
Backrest and add-on table right-hand veneer I	□ 4106-***	510,-
Backrest and add-on table right-hand veneer II	□ 4106-***	515,-
Backrest and add-on table right-hand veneer III	□ 4106-***	550,-

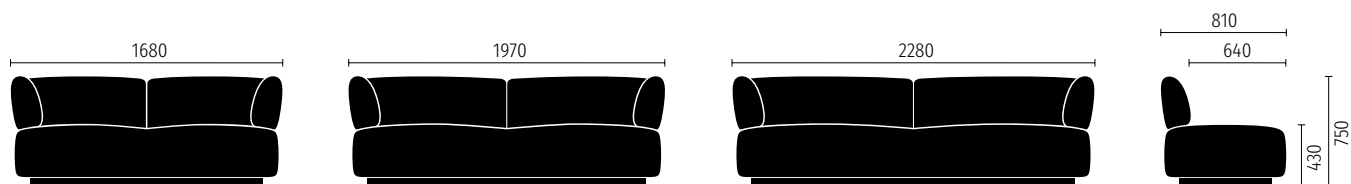
Electrification

Preparation for 2 sockets PIX	□ 113B	
-------------------------------	--------	--

Fire protection


in combination with the collections Fame, Nobel, One, Step


Fire protection version rz-6020	□ 6004	101,-
Fire protection version rz-6025	□ 6004	121,-
Fire protection version rz-6030	□ 6004	140,-




Sedus se:living

► Starting elements - seat depth 640 mm

	9	4	2	Premium	0	
	Atlantic	Cura	Milano	Serpentine	Leather	
	Era	Cyber	Nobel	Steelcut Trio 3		
	One	Fame	Remix	Vanir		
	Phoenix	Step	Tempt			
		Umber				
		Imitation leather				
	rz-6320 2-seater sofa	2.391,-	2.545,-	2.798,-	3.212,-	5.152,-

	rz-6325 2.5-seater sofa	2.740,-	2.911,-	3.192,-	3.650,-	5.791,-
---	--------------------------------	---------	---------	---------	---------	---------

	rz-6330 3-seater sofa	3.167,-	3.354,-	3.662,-	4.163,-	6.506,-
--	------------------------------	---------	---------	---------	---------	---------

Backrest

Different cover for back element	□ 7026	101,-
----------------------------------	--------	-------

Surface plinth

black grey	■ 149	
light grey	□ 147	
oak natural	□ C11	115,-

Seat left-hand

Backrest	■ 4110	
Corner back left-hand 9	□ 4111-9**	236,-
Corner back left-hand 4	□ 4111-4**	249,-
Corner back left-hand 2	□ 4111-2**	269,-
Corner back left-hand Premium	□ 4111-1**	302,-
Corner back left-hand 0	□ 4111-0**	460,-
Backrest and add-on table left-hand melamine	□ 4105-K**	338,-
Backrest and add-on table left-hand melamine B1	□ 4105-K74	345,-
Backrest and add-on table left-hand likewood	□ 4105-N**	346,-
Backrest and add-on table left-hand HPL II	□ 4105-J**	515,-
Backrest and add-on table left-hand veneer I	□ 4105-***	510,-
Backrest and add-on table left-hand veneer II	□ 4105-***	515,-
Backrest and add-on table left-hand veneer III	□ 4105-***	550,-

Seat right-hand

Backrest	■ 4110	
----------	--------	--

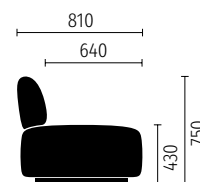
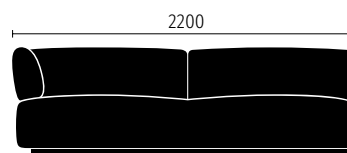
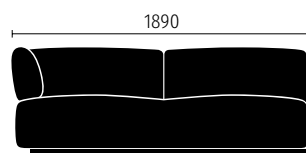
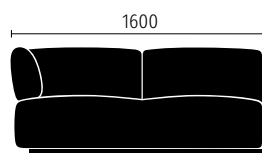
Electrification

Preparation for 2 sockets PIX	□ 113B	
-------------------------------	--------	--

Fire protection


in combination with the collections Fame, Nobel, One, Step


Fire protection version rz-6320	□ 6004	101,-
Fire protection version rz-6325	□ 6004	121,-
Fire protection version rz-6330	□ 6004	140,-




Sedus se:living

► Extension elements - seat depth 640 mm

	9	4	2	Premium	0
	Atlantic	Cura	Milano	Serpentine	Leather
	Era	Cyber	Nobel	Steelcut Trio 3	
	One	Fame	Remix	Vanir	
	Phoenix	Step	Tempt		
		Umber			
		Imitation leather			
	rz-6420 2-seater sofa	2.391,-	2.545,-	2.798,-	3.212,-
					5.152,-

	rz-6425 2.5-seater sofa	2.740,-	2.911,-	3.192,-	3.650,-	5.791,-
---	-------------------------	---------	---------	---------	---------	---------

	rz-6430 3-seater sofa	3.167,-	3.354,-	3.662,-	4.163,-	6.506,-
--	-----------------------	---------	---------	---------	---------	---------

Backrest

Different cover for back element	□ 7026	101,-
----------------------------------	--------	-------

In the "power & data" price list you will find the accessories for the electrical connection of the models.

Surface plinth

black grey	■ 149	
light grey	□ 147	
oak natural	□ C11	115,-

Seat left-hand

Backrest	■ 4110	
----------	--------	--

Seat right-hand

Backrest	■ 4110	
----------	--------	--

Electrification

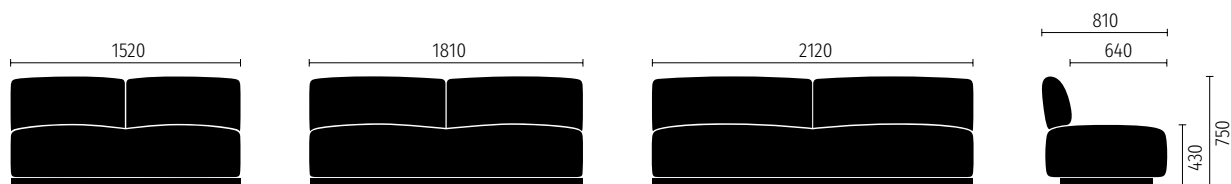
Preparation for 2 sockets PIX	□ 113B	
-------------------------------	--------	--

Fire protection

in combination with the collections Fame, Nobel, One, Step


Fire protection version rz-6420	□ 6004	101,-
Fire protection version rz-6425	□ 6004	121,-
Fire protection version rz-6430	□ 6004	140,-


se:living




Sedus se:living

► End elements - seat depth 640 mm

	9	4	2	Premium	0	
	Atlantic	Cura	Milano	Serpentine	Leather	
	Era	Cyber	Nobel	Steelcut Trio 3		
	One	Fame	Remix	Vanir		
	Phoenix	Step	Tempt			
		Umber				
		Imitation leather				
	rz-6520 2-seater sofa	2.391,-	2.545,-	2.798,-	3.212,-	5.152,-

	rz-6525 2.5-seater sofa	2.740,-	2.911,-	3.192,-	3.650,-	5.791,-
---	--------------------------------	---------	---------	---------	---------	---------

	rz-6530 3-seater sofa	3.167,-	3.354,-	3.662,-	4.163,-	6.506,-
--	------------------------------	---------	---------	---------	---------	---------

Backrest

Different cover for back element	□ 7026	101,-
----------------------------------	--------	-------

Surface plinth

black grey	■ 149	
light grey	□ 147	
oak natural	□ C11	115,-

Seat left-hand

Backrest	■ 4110	
----------	--------	--

Seat right-hand

Backrest	■ 4110	
Corner back right-hand 9	□ 4112-9**	236,-
Corner back right-hand 4	□ 4112-4**	249,-
Corner back right-hand 2	□ 4112-2**	269,-
Corner back right-hand Premium	□ 4112-1**	302,-
Corner back right-hand 0	□ 4112-0**	460,-
Backrest and add-on table right-hand melamine	□ 4106-K**	338,-
Backrest and add-on table right-hand melamine B1	□ 4106-K74	345,-
Backrest and add-on table right-hand likewood	□ 4106-N**	346,-
Backrest and add-on table right-hand HPL II	□ 4106-J**	515,-
Backrest and add-on table right-hand veneer I	□ 4106-***	510,-
Backrest and add-on table right-hand veneer II	□ 4106-***	515,-
Backrest and add-on table right-hand veneer III	□ 4106-***	550,-

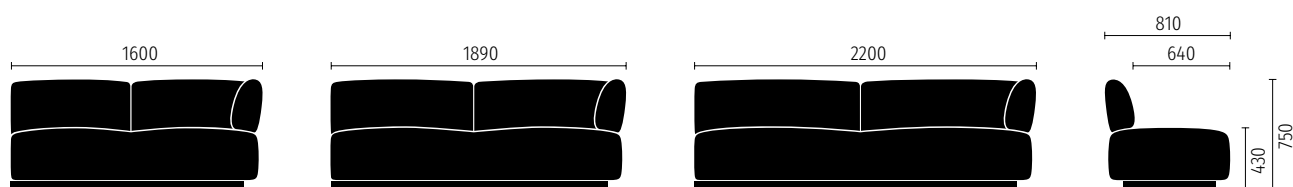
Electrification

Preparation for 2 sockets PIX	□ 113B	
-------------------------------	--------	--

Fire protection


in combination with the collections Fame, Nobel, One, Step		
Fire protection version rz-6520	□ 6004	101,-
Fire protection version rz-6525	□ 6004	121,-
Fire protection version rz-6530	□ 6004	140,-

In the "power & data" price list you will find the accessories for the electrical connection of the models.




Sedus se:living

► Storage elements - seat depth 640 mm




rz-6370 Starting element

1.129,-



rz-6470 Extension element

1.129,-



rz-6570 End element

1.129,-

Covering surface		
black grey	■	149
light grey	□	147
oak natural	□	C11 774,-


Electrification	
Preparation for 1 socket PIX	□ 113H

se:living




Sedus se:living

► Linking elements with planter - seat depth 640 mm




rz-6382 Starting element

1.899,-



rz-6482 Extension element

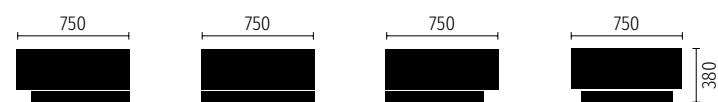
1.899,-



rz-6582 End element


1.899,-


Covering surface			
black grey	■	149	
light grey	□	147	
oak natural	□	C11	570,-




Sedus se:living

► Solitary elements - seat depth 800 mm

	9	4	2	Premium	0	
	Atlantic	Cura	Milano	Serpentine	Leather	
	Era	Cyber	Nobel	Steelcut Trio 3		
	One	Fame	Remix	Vanir		
	Phoenix	Step	Tempt			
		Umber				
		Imitation leather				
	rz-7020 2-seater sofa	2.666,-	2.826,-	3.089,-	3.518,-	5.786,-

	rz-7025 2.5-seater sofa	3.065,-	3.240,-	3.531,-	4.004,-	6.522,-
---	--------------------------------	---------	---------	---------	---------	---------

	rz-7030 3-seater sofa	3.450,-	3.642,-	3.959,-	4.477,-	7.269,-
--	------------------------------	---------	---------	---------	---------	---------

Backrest

Different cover for back element	□ 7026	101,-
----------------------------------	--------	-------

Surface plinth

black grey	■ 149	
light grey	□ 147	
oak natural	□ C11	115,-

Seat left-hand

Backrest	■ 4110	
Corner back left-hand 9	□ 4111-9**	260,-
Corner back left-hand 4	□ 4111-4**	274,-
Corner back left-hand 2	□ 4111-2**	296,-
Corner back left-hand Premium	□ 4111-1**	332,-
Corner back left-hand 0	□ 4111-0**	505,-
Backrest and add-on table left-hand melamine	□ 4105-K**	338,-
Backrest and add-on table left-hand likewood	□ 4105-N**	346,-
Backrest and add-on table left-hand HPL II	□ 4105-J**	515,-
Backrest and add-on table left-hand veneer I	□ 4105-***	510,-
Backrest and add-on table left-hand veneer II	□ 4105-***	515,-
Backrest and add-on table left-hand veneer III	□ 4105-***	550,-

Seat right-hand

Backrest	■ 4110	
Corner back right-hand 9	□ 4112-9**	260,-
Corner back right-hand 4	□ 4112-4**	274,-
Corner back right-hand 2	□ 4112-2**	296,-
Corner back right-hand Premium	□ 4112-1**	332,-
Corner back right-hand 0	□ 4112-0**	505,-
Backrest and add-on table right-hand melamine	□ 4106-K**	338,-
Backrest and add-on table right-hand likewood	□ 4106-N**	346,-
Backrest and add-on table right-hand HPL II	□ 4106-J**	515,-
Backrest and add-on table right-hand veneer I	□ 4106-***	510,-
Backrest and add-on table right-hand veneer II	□ 4106-***	515,-
Backrest and add-on table right-hand veneer III	□ 4106-***	550,-

Electrification

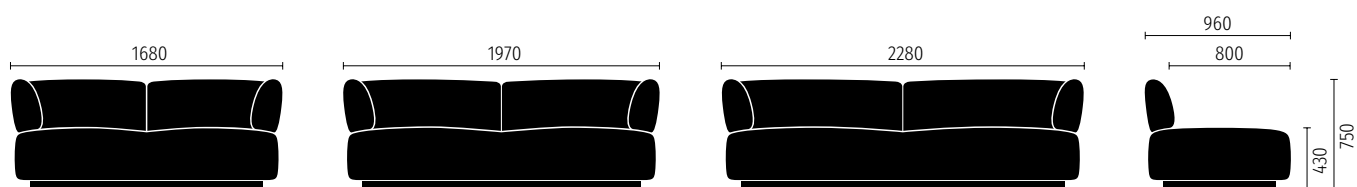
Preparation for 2 sockets PIX	□ 113B	
-------------------------------	--------	--

Fire protection

in combination with the collections Fame, Nobel, One, Step


Fire protection version rz-7020	□ 6004	117,-
Fire protection version rz-7025	□ 6004	142,-
Fire protection version rz-7030	□ 6004	169,-


In the "power & data" price list you will find the accessories for the electrical connection of the models.




Sedus se:living

► Starting elements - seat depth 800 mm

	9	4	2	Premium	0	
	Atlantic	Cura	Milano	Serpentine	Leather	
	Era	Cyber	Nobel	Steelcut Trio 3		
	One	Fame	Remix	Vanir		
	Phoenix	Step	Tempt			
		Umber				
		Imitation leather				
	rz-7320 2-seater sofa	2.666,-	2.826,-	3.089,-	3.518,-	5.786,-

	rz-7325 2.5-seater sofa	3.065,-	3.240,-	3.531,-	4.004,-	6.522,-
---	--------------------------------	---------	---------	---------	---------	---------

	rz-7330 3-seater sofa	3.450,-	3.642,-	3.959,-	4.477,-	7.269,-
--	------------------------------	---------	---------	---------	---------	---------

Backrest

Different cover for back element	□ 7026	101,-
----------------------------------	--------	-------

Surface plinth

black grey	■ 149	
light grey	□ 147	
oak natural	□ C11	115,-

Seat left-hand

Backrest	■ 4110	
Corner back left-hand 9	□ 4111-9**	260,-
Corner back left-hand 4	□ 4111-4**	274,-
Corner back left-hand 2	□ 4111-2**	296,-
Corner back left-hand Premium	□ 4111-1**	332,-
Corner back left-hand 0	□ 4111-0**	505,-
Backrest and add-on table left-hand melamine	□ 4105-K**	338,-
Backrest and add-on table left-hand melamine B1	□ 4105-K74	345,-
Backrest and add-on table left-hand likewood	□ 4105-N**	346,-
Backrest and add-on table left-hand HPL II	□ 4105-J**	515,-
Backrest and add-on table left-hand veneer I	□ 4105-***	510,-
Backrest and add-on table left-hand veneer II	□ 4105-***	515,-
Backrest and add-on table left-hand veneer III	□ 4105-***	550,-

Seat right-hand

Backrest	■ 4110	
----------	--------	--

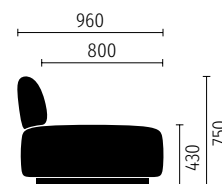
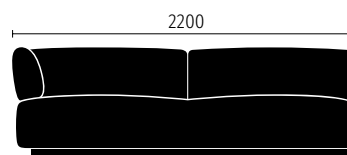
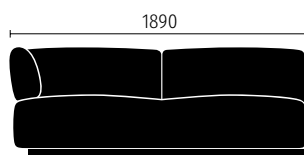
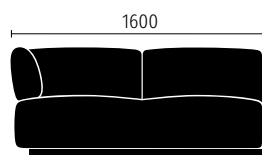
Electrification

Preparation for 2 sockets PIX	□ 113B	
-------------------------------	--------	--

Fire protection


in combination with the collections Fame, Nobel, One, Step


Fire protection version rz-7320	□ 6004	117,-
Fire protection version rz-7325	□ 6004	142,-
Fire protection version rz-7330	□ 6004	169,-




Sedus se:living

► Extension elements - seat depth 800 mm

	9	4	2	Premium	0
	Atlantic Era One Phoenix	Cura Cyber Fame Step Umber Imitation leather	Milano Nobel Remix Tempt	Serpentine Steelcut Trio 3 Vanir	Leather
 rz-7420 2-seater sofa	2.666,-	2.826,-	3.089,-	3.518,-	5.786,-

 rz-7425 2.5-seater sofa	3.065,-	3.240,-	3.531,-	4.004,-	6.522,-
--	---------	---------	---------	---------	---------

 rz-7430 3-seater sofa	3.450,-	3.642,-	3.959,-	4.477,-	7.269,-
---	---------	---------	---------	---------	---------

Backrest

Different cover for back element	□ 7026	101,-
----------------------------------	--------	-------

In the “power & data” price list you will find the accessories for the electrical connection of the models.

Surface plinth

black grey	■ 149	
light grey	□ 147	
oak natural	□ C11	115,-

Seat left-hand

Backrest	■ 4110	
----------	--------	--

Seat right-hand

Backrest	■ 4110	
----------	--------	--

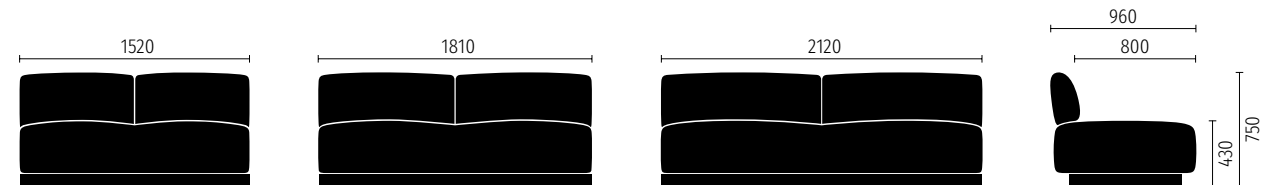
Electrification

Preparation for 2 sockets PIX	□ 113B	
-------------------------------	--------	--

Fire protection


in combination with the collections Fame, Nobel, One, Step


Fire protection version rz-7420	□ 6004	117,-
Fire protection version rz-7425	□ 6004	142,-
Fire protection version rz-7430	□ 6004	169,-




Sedus se:living

► End elements - seat depth 800 mm

	9	4	2	Premium	0	
	Atlantic	Cura	Milano	Serpentine	Leather	
	Era	Cyber	Nobel	Steelcut Trio 3		
	One	Fame	Remix	Vanir		
	Phoenix	Step	Tempt			
		Umber				
		Imitation leather				
	rz-7520 2-seater sofa	2.666,-	2.826,-	3.089,-	3.518,-	5.786,-

	rz-7525 2.5-seater sofa	3.065,-	3.240,-	3.531,-	4.004,-	6.522,-
---	--------------------------------	---------	---------	---------	---------	---------

	rz-7530 3-seater sofa	3.450,-	3.642,-	3.959,-	4.477,-	7.269,-
--	------------------------------	---------	---------	---------	---------	---------

Backrest

Different cover for back element	□ 7026	101,-
----------------------------------	--------	-------

Surface plinth

black grey	■ 149	
light grey	□ 147	
oak natural	□ C11	115,-

Seat left-hand

Backrest	■ 4110	
----------	--------	--

Seat right-hand

Backrest	■ 4110	
Corner back right-hand 9	□ 4112-9**	260,-
Corner back right-hand 4	□ 4112-4**	274,-
Corner back right-hand 2	□ 4112-2**	296,-
Corner back right-hand Premium	□ 4112-1**	332,-
Corner back right-hand 0	□ 4112-0**	505,-
Backrest and add-on table right-hand melamine	□ 4106-K**	338,-
Backrest and add-on table right-hand melamine B1	□ 4106-K74	345,-
Backrest and add-on table right-hand likewood	□ 4106-N**	346,-
Backrest and add-on table right-hand HPL II	□ 4106-J**	515,-
Backrest and add-on table right-hand veneer I	□ 4106-***	510,-
Backrest and add-on table right-hand veneer II	□ 4106-***	515,-
Backrest and add-on table right-hand veneer III	□ 4106-***	550,-

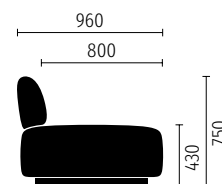
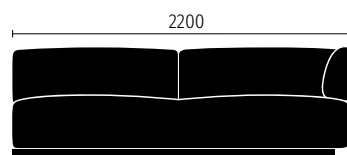
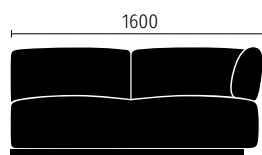
Electrification

Preparation for 2 sockets PIX	□ 113B	
-------------------------------	--------	--

Fire protection


in combination with the collections Fame, Nobel, One, Step		
Fire protection version rz-7520	□ 6004	117,-
Fire protection version rz-7525	□ 6004	142,-
Fire protection version rz-7530	□ 6004	169,-

In the "power & data" price list you will find the accessories for the electrical connection of the models.



Sedus se:living

► Storage elements - seat depth 800 mm




**rz-7370 Starting
element**

1.302,-



**rz-7470 Extension
element**

1.302,-



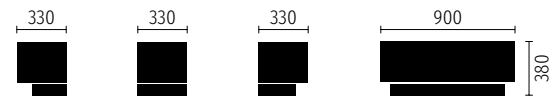
rz-7570 End element

1.302,-

Covering surface			
black grey	■	149	
light grey	□	147	
oak natural	□	C11	870,-

Electrification			
Preparation for 1 socket PIX	□	113H	

se:living



Sedus se:living

► Linking elements with planter - seat depth 800 mm




**rz-6382 Starting
element**

2.403,-



**rz-6470 Extension
element**

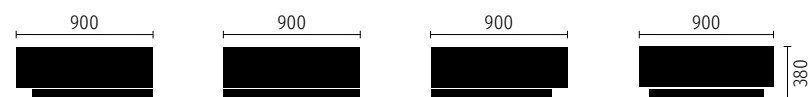
2.403,-



rz-6570 End element

2.403,-

Covering surface		
black grey	■ 149	
light grey	□ 147	
oak natural	□ C11	1.014,-







Recommended retail prices in Euro exclusive of VAT [2025.01]

All dimensions in mm

Sedus se:living

► 90-degree corner elements

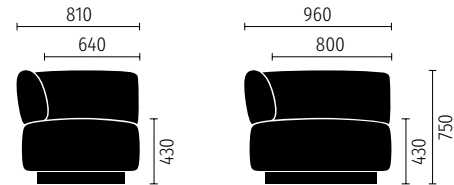
	9	4	2	Premium	0	
	Atlantic Era One Phoenix	Cura Cyber Fame Step Umber Imitation leather	Milano Nobel Remix Tempt	Serpentine Steelcut Trio 3 Vanir	Leather	
	rz-6610 - seat depth 640/640 mm	1.417,-	1.500,-	1.637,-	1.861,-	2.794,-
	rz-6710 - seat depth 640/800 mm	1.564,-	1.654,-	1.805,-	2.047,-	3.063,-
	rz-7610 - seat depth 800/640 mm	1.564,-	1.654,-	1.805,-	2.047,-	3.063,-
	rz-7710 - seat depth 800/800 mm	1.729,-	1.825,-	1.983,-	2.241,-	3.354,-

Backrest		
Different cover for back element	□ 7026	101,-

Surface plinth		
black grey	■ 149	
light grey	□ 147	
oak natural	□ C11	115,-





Fire protection		
in combination with the collections Fame, Nobel, One, Step		
Fire protection version rz-6610	□ 6004	72,-
Fire protection version rz-6710/rz-7610	□ 6004	84,-
Fire protection version rz-7710	□ 6004	93,-

se:living



Sedus se:living

► Corner elements with shelf

	rz-6680 - for seat depth 640/640 mm	1.649,-
	rz-6780 - for seat depth 640/800 mm	1.886,-
	rz-7680 - for seat depth 800/640 mm	1.886,-
	rz-7780 - for seat depth 800/800 mm	2.152,-

Covering surface		
black grey	■ 149	
light grey	□ 147	
oak natural rz-6680	□ C11	1.301,-
oak natural rz-6780/rz-7680	□ C11	1.428,-
oak natural rz-7780	□ C11	1.459,-

Electrification	
Preparation for 2 sockets PIX	□ 113B

In the “power & data” price list you will find the accessories for the electrical connection of the models.







Recommended retail prices in Euro exclusive of VAT [2025.01]

All dimensions in mm

Sedus se:living


► Corner elements with planter


	rz-6682 - for seat depth 640/640 mm	1.935,-
	rz-6782 - for seat depth 640/800 mm	2.178,-
	rz-7682 - for seat depth 800/640 mm	2.178,-
	rz-7782 - for seat depth 800/800 mm	2.449,-

Covering surface			
black grey	■	149	
light grey	□	147	
oak natural rz-6682	□	C11	581,-
oak natural rz-6782/rz-7682	□	C11	962,-
oak natural rz-7782	□	C11	1.033,-

Sedus se:living

► Elements with two seat depths

		9	4	2	Premium	0
		Atlantic	Cura	Milano	Serpentine	Leather
		Era	Cyber	Nobel	Steelcut Trio 3	
		One	Fame	Remix	Vanir	
		Phoenix	Step	Tempt		
			Umber			
			Imitation leather			
	rz-4325 Starting element	3.478,-	3.657,-	3.950,-	4.431,-	6.709,-

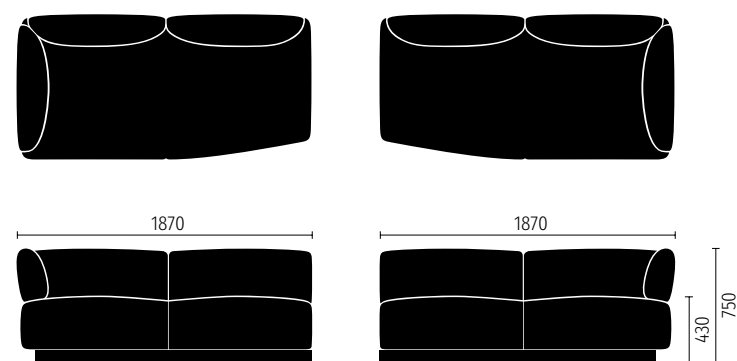
	rz-4525 End element	3.478,-	3.657,-	3.950,-	4.431,-	6.709,-
---	---------------------	---------	---------	---------	---------	---------

Backrest		
Different cover for back element	□ 7026	101,-

Surface plinth		
black grey	■ 149	
light grey	□ 147	
oak natural	□ C11	139,-


Electrification		
Preparation for 2 sockets PIX	□ 113B	


Fire protection		
Fire protection version – in combination with the collections Fame, Nobel, One, Step	□ 6004	186,-



Sedus se:living

► Diagonal elements

	9	4	2	Premium	0
	Atlantic Era One Phoenix	Cura Cyber Fame Step Umber Imitation leather	Milano Nobel Remix Tempt	Serpentine Steelcut Trio 3 Vanir	Leather
 rz-5325 Starting element	3.569,-	3.748,-	4.045,-	4.526,-	6.800,-

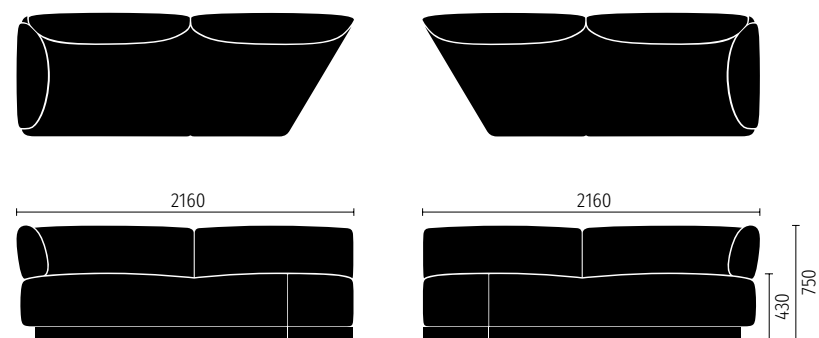
 rz-5525 End element	3.569,-	3.748,-	4.045,-	4.526,-	6.800,-
---	---------	---------	---------	---------	---------

Backrest		
Different cover for back element	□ 7026	101,-

Surface plinth		
black grey	■ 149	
light grey	□ 147	
oak natural	□ C11	115,-


Electrification		
Preparation for 2 sockets PIX	□ 113B	


Fire protection		
Fire protection version – in combination with the collections Fame, Nobel, One, Step	□ 6004	166,-




Sedus se:living

► Plant Bench

	9	4	2	Premium	0	
	Atlantic	Cura	Milano	Serpentine	Leather	
	Era	Cyber	Nobel	Steelcut Trio 3		
	One	Fame	Remix	Vanir		
	Phoenix	Step	Tempt			
		Umber				
		Imitation leather				
	rz-4400 Plant Bench	10.357,-	10.874,-	11.728,-	13.123,-	19.818,-

	rz-4412 Functional element with planter trays	1.776,-
---	---	---------

	rz-4410 Functional element with a panel	1.035,-
--	---	---------

Backrest

Different cover for back element	□ 7026	101,-
----------------------------------	--------	-------

Surface plinth

black grey	■ 149	
light grey	□ 147	
oak natural	□ C11	461,-

Table surface

Melamine	■ K**	
Melamine B1	□ K74	1.096,-
likewood	□ N**	1.102,-
HPL II	□ J**	1.893,-
Veneer I	□ ***	1.820,-
Veneer II	□ ***	1.893,-
Veneer III	□ ***	2.459,-

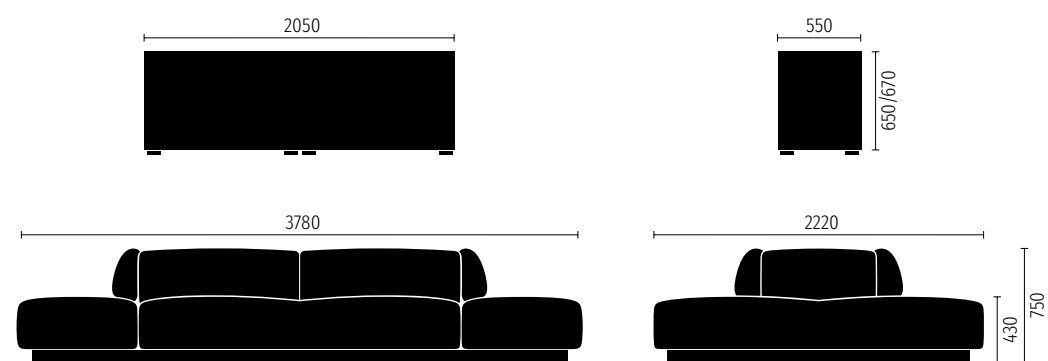
Electrification

Preparation for 8 sockets PIX (rz-4400)	□ 118	
Preparation for 4 sockets PIX (rz-4410)	□ 114	

Fire protection



Fire protection version rz-4400 – in combination with the collections Fame, Nobel, One, Step	□ 6004	484,-
Fire protection class B1 for rz-4400	□ 6060	61,-

In the “power & data” price list you will find the accessories for the electrical connection of the models.

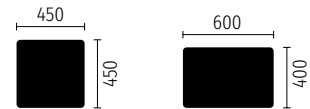


Sedus se:living

► Accessories


		9	4	2	Premium	0
		Atlantic Era One Phoenix	Cura Cyber Fame Step Umber Imitation leather	Milano Nobel Remix Tempt	Serpentine Steelcut Trio 3 Vanir	Leather
	rz-0001/6937 Square cushion	92,-	103,-	122,-	154,-	286,-
	rz-0001/6938 Rectangular cushion	105,-	117,-	137,-	167,-	300,-


se:living




Sedus se:living

► Tables

	Code	Melamine	B1 Version	K74	likewood	HPL II	Veneer I	Veneer II	Veneer III
	rz-3710								
	500x500	1200	471,-	482,-	490,-	543,-	537,-	543,-	592,-
	650x650	1210	478,-	492,-	504,-	604,-	592,-	604,-	700,-
	900x900	1220	594,-	628,-	650,-	835,-	808,-	835,-	1.038,-

	rz-3720								
	Ø 500	1403	460,-	471,-	478,-	550,-	544,-	550,-	598,-
	Ø 650	1407	489,-	504,-	517,-	623,-	610,-	623,-	719,-
	Ø 900	1411	533,-	551,-	575,-	768,-	742,-	768,-	971,-

	rz-3730								
	2425x760x760	1860	1.552,-	1.589,-	1.645,-	2.096,-	2.027,-	2.096,-	2.633,-

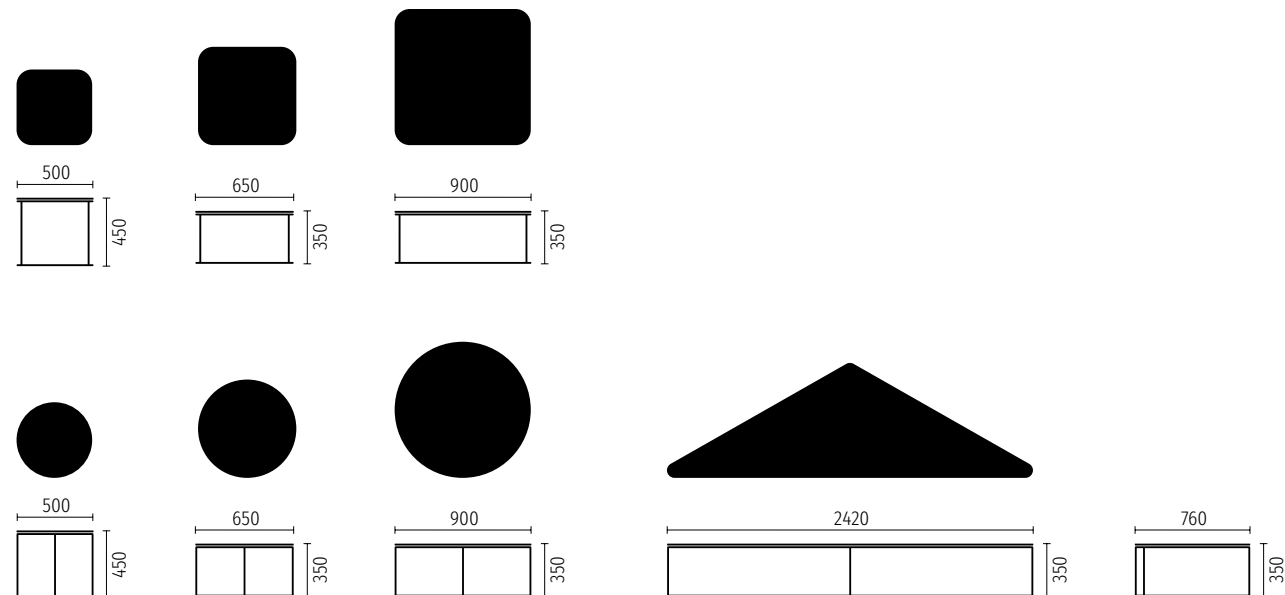
Frame options

black ■ 103

Castors / Glides

Plastic glides set (black) ■ 2804

Information on the surface finishes can be found in the surface matrix on the „Surfaces“ page.



Sedus se:living specification

► Lounge furniture

Construction and upholstery construction – The upholstered element consists of a wooden carcass made of various wood materials, such as MDF/plywood/HDF and chipboard. These FSC-certified materials are used in varying proportions.

- The upholstery structure consists of an 80-mm-high innerspring that sits loosely on the base frame. For sound insulation, a layer of fleece is loosely laid between the base frame, which has holes for ventilation, and the innerspring. Another layer of fleece lies loosely on the innerspring.
- The backrest and armrests are fitted into the frame using two black powder-coated steel tubes (29-mm diameter) and screwed into place from below. It is possible to remove and replace the armrests at a later date. The backrest and armrests have a wooden support made of plywood.
- Upholstery structure for armchair (round): The upholstery structure consists of straps that are stretched crosswise and firmly connected to the wood. The backrest has a wooden support made of plywood.
- A 100-gram polyester fleece wadding is sewn under the cover.

Frame system

- The plinth is made of MDF or solid wood and is 80 mm high. A round recess (56-mm diameter) for a socket, for example, can be optionally integrated in the centre of the plinth under each seat for sofa elements.
- Swivel base for round armchairs: The base plate and column are concealed by the all-round plinth. Can be rotated by 300° (150° per side), always with automatic return mechanism.
- Glides: Four black adjustable legs are mounted under the base plate of the upholstered elements. Two are rubber glides (stoppers) and the other two, diagonally positioned, are plastic glides with an adjustment range of 10 mm. The plinth rests on four non-slip glides mounted in the corners.

Storage element

- MDF (18-mm thick) or solid wood (20-mm thick), maximum load 25 kg, element is in the same colour as the plinth, optional recess for power supply

Corner element

- with shelf: MDF (18-mm thick) or solid wood (20-mm thick), maximum load 25 kg, element is in the same colour as the plinth, optional recess for power supply
- with planter: planter size W 669 x D 669 x H 245 mm, material ABS, weight 3 kg, maximum load 25 kg, always with a rim to avoid direct contact between the soil/granulate and the upholstery

Plant Bench

- The functional element of the plant bench must be placed in the centre of the plant bench, no linking required. The element rests on eight adjustable glides with an anti-slip coating and an adjustment range of 20 mm.
- Functional element with panel: 19-mm table top thickness
- Functional element with plant tray: two elements (W 1025 x D 550 x H 650 mm), each with an ABS planter in black (W 987 x d 512 x H 400 mm), weight 3,38 kg, maximum load 25 kg

User weight

- Recommended for user weights up to 130 kg per seat

Dimensions

- Upholstered elements: the height of the models is always 750 mm and the seat height is 430 mm. Available in a depth of 810 mm with a seat depth of 640 mm, and in a depth of 960 mm with a seat depth of 800 mm.
- Armrest: model width + 125 mm (each side)
- Add-on tablet: model width + 70 mm (each side)

Standards / Certificates

- GS label by TÜV Rheinland LGA Products GmbH / DIN EN 16139 L1 / DIN 4573
- Tested for harmful substances by TÜV Rheinland LGA Products GmbH
- GREENGUARD Certificate



Warranty

- 5 years (see guarantee terms)

► Tables

Sedus se:living specification

Surfaces

- 19 mm three-layer chipboard chamfered to a 12 mm visible edge:
- 1. Melamine resin coating in a single colour or various decorative wood effects (top surface compliant with EN 14322), with all-round PP laser edge in the same colour as the top. The minimum light fastness is 6 on the wool scale. Substrate compliant with EN 312-2003.
- 2. High-quality crown cut veneer surface, 3 mm veneer edge on all sides, surface in a high quality, durable, two-component water-based polyurethane lacquer.
- The gloss and reflection levels of all surfaces equate to DIN Special Report 147. The only exceptions are the plain melamine finishes in pure white, graphite black and ebony, and the real wood veneers white ash, black ash, walnut varnished beech, wenge varnished oak and dark walnut.
- E1 quality wood materials
- Note: veneer is a natural product. The colour of the veneer is determined by the type and structure of the wood, and may vary. All woods change colour over time because of the effects of light. Natural differences are not a cause for complaint, but in fact confirm that the material is genuine.
- Square and triangle with rounded corners (radius 100 mm)

Frame system

- Surface: black, matt powder coated
- Frame made of 10-mm wire
- Four plastic glides to clip on; two higher glides (+1 mm; + 2 mm) are also included in the set to compensate for possible uneven floors

Standards / Certificates

- GS label by TÜV Rheinland LGA Products GmbH / 2PFG 2528:2015-04
- Tested for harmful substances by TÜV Rheinland LGA Products GmbH
- QUALITY OFFICE quality seal
- GREENGUARD Certificate
- All available certificates can be found at: <https://www.sedus.com>



Warranty

- 5 years [see guarantee terms]

sopha

sedus

A comfortable upholstered seating system with clear styling and many design options, that renders equally outstanding service in representative reception areas or in the central zones of open space offices.



Complete models



Modular configuration



diner



Accessories





Side table




Sedus sophia

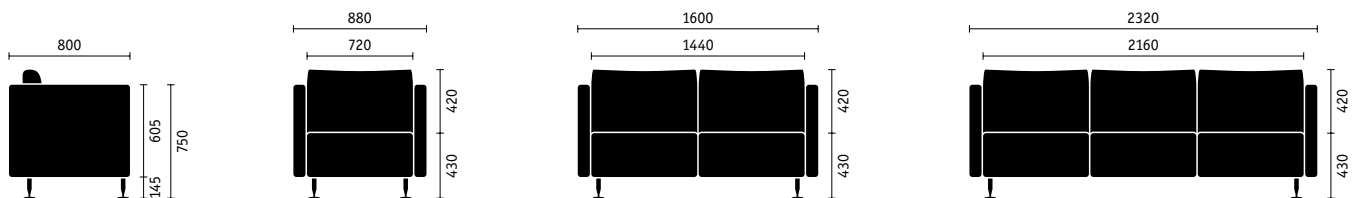
► Complete models

		9	4	2	Premium	0
		Era Nova Phoenix	Cura Cyber Fame Step Umber Imitation leather	Milano Nobel Remix Tempt	Serpentine Steelcut Trio 3 Vanir	Leather
	sp-511	2.937,-	3.120,-	3.363,-	3.687,-	5.477,-

	sp-512	4.123,-	4.410,-	4.793,-	5.281,-	7.913,-
---	--------	---------	---------	---------	---------	---------


	sp-513	5.402,-	5.781,-	6.298,-	6.947,-	10.499,-
--	--------	---------	---------	---------	---------	----------

Miscellaneous		
Skid version chromed	□ 6305	177,-
Different cover for back cushion	□ 7022-***	
Different cover for front sides (selectable within the fabric collection of the basic body for fabric group 1, 2, 4, 9)		
	□ 7025-***	139,-




Sedus sophia

► Modular configuration

		9	4	2	Premium	0
		Era Nova Phoenix	Cura Cyber Fame Step Umber Imitation leather	Milano Nobel Remix Tempt	Serpentine Steelcut Trio 3 Vanir	Leather
	sp-501	1.551,-	1.597,-	1.643,-	1.723,-	2.129,-

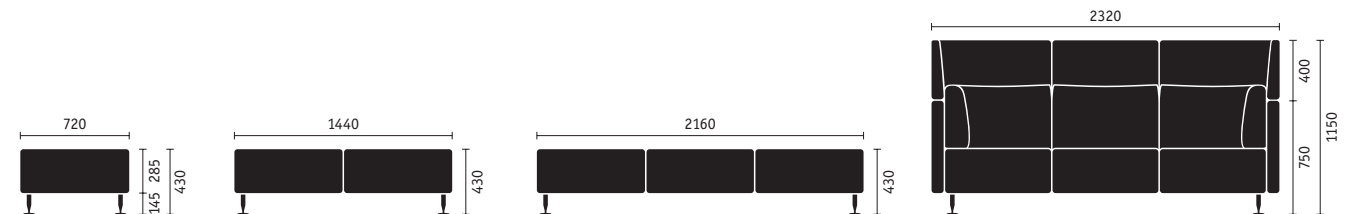
	sp-502	2.207,-	2.282,-	2.388,-	2.544,-	3.348,-
---	--------	---------	---------	---------	---------	---------

	sp-503	2.858,-	2.965,-	3.120,-	3.351,-	4.715,-
--	--------	---------	---------	---------	---------	---------

Position centre of the bench			9	4	2	Premium	0
Armchair back [for sp-501]	□	4010	1.378,-	1.514,-	1.710,-	1.955,-	3.331,-
Add-on back in the centre	□	4018	621,-	682,-	772,-	853,-	1.211,-
Armchair back with add-on element [for sp-501]	□	4020	2.951,-	3.258,-	3.682,-	4.113,-	5.828,-
Add-on back with add-on element in the centre	□	4028	1.028,-	1.134,-	1.287,-	1.435,-	1.967,-
Armchair back with raised add-on element	□	4030	3.544,-	3.908,-	4.404,-	4.924,-	6.995,-
Armchair back with raised add-on element	□	4030	3.544,-	3.908,-	4.404,-	4.924,-	6.995,-
Add-on back with raised add-on element in the centre	□	4038	1.227,-	1.364,-	1.544,-	1.722,-	2.364,-

Position left of the bench							
Corner back left	□	4011	953,-	1.061,-	1.197,-	1.362,-	2.270,-
Add-on back left	□	4012	621,-	682,-	772,-	853,-	1.211,-
Corner back left and vis-à-vis right	□	4013	1.923,-	2.120,-	2.393,-	2.722,-	4.545,-
Corner back with add-on element left	□	4021	1.786,-	1.967,-	2.211,-	2.515,-	3.787,-
Add-on back with add-on element left	□	4022	1.028,-	1.134,-	1.287,-	1.435,-	1.967,-
Corner back left and vis-à-vis right, each with add-on element	□	4023	3.576,-	3.936,-	4.439,-	5.043,-	7.571,-
Corner back with raised add-on element left	□	4031	2.133,-	2.364,-	2.665,-	3.028,-	4.545,-
Add-on back with raised add-on element left	□	4032	1.227,-	1.364,-	1.544,-	1.722,-	2.364,-
Corner back left and vis-à-vis right, each with raised add-on element	□	4033	4.286,-	4.724,-	5.314,-	6.042,-	9.084,-

Position right of the bench							
Corner back right	□	4014	953,-	1.061,-	1.197,-	1.362,-	2.270,-
Add-on back right	□	4015	621,-	682,-	772,-	853,-	1.211,-
Corner back right and vis-à-vis left	□	4016	1.923,-	2.120,-	2.393,-	2.722,-	4.545,-
Corner back with add-on element right	□	4024	1.786,-	1.967,-	2.211,-	2.515,-	3.787,-



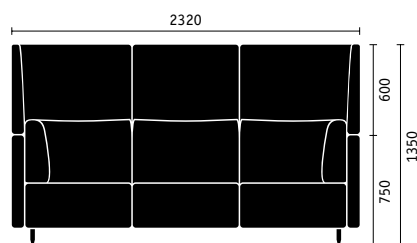
Sedus sofa

► Modular configuration

Add-on back with add-on element right	□ 4025	1.028,-	1.134,-	1.287,-	1.435,-	1.967,-
Corner back right and vis-à-vis left, each with add-on element	□ 4026	3.576,-	3.936,-	4.439,-	5.043,-	7.571,-
Corner back with raised add-on element right	□ 4034	2.133,-	2.364,-	2.665,-	3.028,-	4.545,-
Add-on back with raised add-on element right	□ 4035	1.227,-	1.364,-	1.544,-	1.722,-	2.364,-
Corner back right and vis-à-vis left each with raised add-on element	□ 4036	4.286,-	4.724,-	5.314,-	6.042,-	9.084,-

Miscellaneous

Skid version chromed	□ 6305	177,-
Different cover for back cushion	□ 7022-***	
Different cover for back	□ 7023-***	
Different cover for add-on element	□ 7024-***	
Different cover for front sides [selectable within the fabric collection of the basic body for fabric group 1, 2, 4, 9]	□ 7025-***	139,-




Recommended retail prices in Euro exclusive of VAT [2025.01]


All dimensions in mm

Sedus sophia

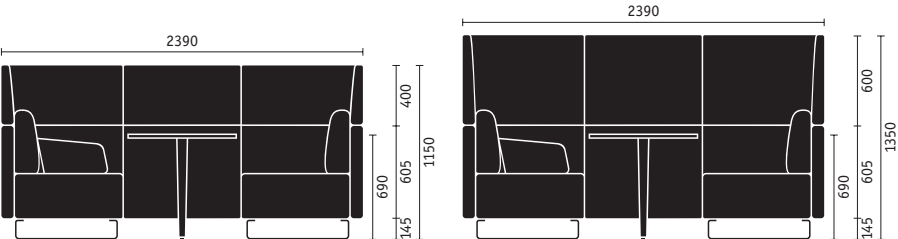
► diner

	9	4	2	Premium	0
	Era Nova Phoenix	Cura Cyber Fame Step Umber Imitation leather	Milano Nobel Remix Tempt	Serpentine Steelcut Trio 3 Vanir	Leather
 sp-521	10.560,-	11.304,-	12.227,-	13.378,-	18.240,-

 sp-522	12.423,-	13.298,-	14.384,-	15.740,-	21.462,-
--	----------	----------	----------	----------	----------

 sp-523	15.798,-	16.947,-	18.434,-	20.237,-	28.157,-
---	----------	----------	----------	----------	----------

Add-on element sp-521		9	4	2	Premium	0
Raised add-on element	□ 4040	1.080,-	1.214,-	1.365,-	1.517,-	2.114,-
Add-on element sp-522						
Raised add-on element	□ 4040	1.272,-	1.428,-	1.605,-	1.785,-	2.487,-
Side elements left and right	□ 4041	1.514,-	1.668,-	1.848,-	2.160,-	3.632,-
Raised add-on element incl. side elements	□ 4042	1.818,-	1.998,-	2.240,-	2.615,-	4.359,-
Add-on element sp-523						
Raised add-on element	□ 4040	1.664,-	1.884,-	2.120,-	2.358,-	3.273,-
Side elements left and right	□ 4041	1.514,-	1.668,-	1.848,-	2.160,-	3.632,-
Raised add-on element incl. side elements	□ 4042	3.481,-	3.881,-	4.356,-	4.974,-	7.634,-



Recommended retail prices in Euro exclusive of VAT [2025.01]

All dimensions in mm

Sedus sophia

► diner

Table surface

Melamine	■ K**	
likewood	□ N**	43,-
HPL II	□ J**	252,-
Veneer I	□ ***	202,-
Veneer II	□ ***	259,-
Veneer III	□ ***	401,-
Linoleum	□ L**	401,-

Table top cut-out for

Built-in socket module Power Frame incl. socket		
module frame black without built-in socket	□ 8748-103	154,-
Built-in socket module Power Frame incl. socket		
module frame white aluminium without built-in socket	□ 8748-119	154,-
Built-in socket module Power Frame incl. socket		
module frame neutral white without built-in socket	□ 8748-134	154,-
Wireless charger visible	□ 8970	61,-

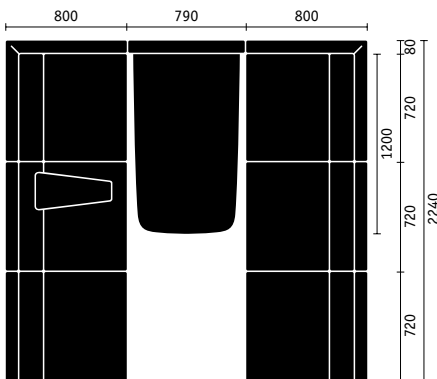
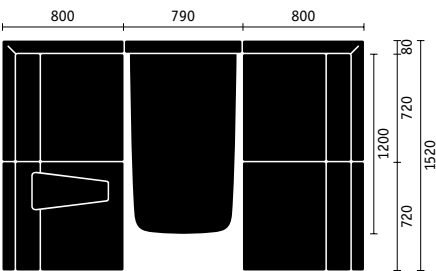
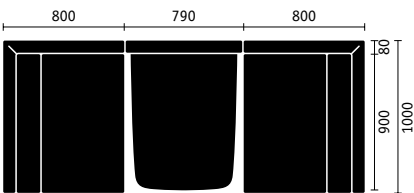
Table leg

chromed	■ 100	
matt brushed	□ 138	

Miscellaneous






Skid version chromed	□ 6305	359,-
Different cover for back cushion	□ 7022-***	
Different cover for back	□ 7023-***	
Different cover for add-on element	□ 7024-***	
Different cover for front sides (selectable within the fabric collection of the basic body for fabric group 1, 2, 4, 9)	□ 7025-***	121,-

Information on the surface finishes can be found in the surface matrix on the 'Surfaces' page.



Sedus sophia

► Accessories

	9	4	2	Premium	0
	Era Nova Phoenix	Cura Cyber Fame Step Umber Imitation leather	Milano Nobel Remix Tempt	Serpentine Steelcut Trio 3 Vanir	Leather
 sp-001/6930 Side cushion right	205,-	227,-	259,-	311,-	547,-
 sp-001/6931 Side cushion left	205,-	227,-	259,-	311,-	547,-
 sp-001/6932 Back cushion	214,-	247,-	279,-	336,-	625,-
 sp-001/6935 Back cushion for sp-521	233,-	262,-	310,-	368,-	686,-
 sp-001/6933 Loose upholstered element	251,-	275,-	320,-	370,-	684,-

Miscellaneous

Different cover for front sides [selectable within the fabric collection of the basic body for fabric group 1, 2, 4, 9]	□ 7025-***	84,-
---	------------	------

Sedus sofa

► Side table

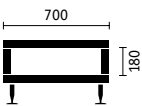
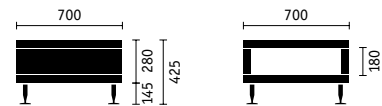


sp-314 700x700

854,-

Miscellaneous

Skid version chromed	□ 6305	181,-
----------------------	--------	-------




Recommended retail prices in Euro exclusive of VAT [2025.01]

All dimensions in mm

Sedus sofa specification

► Complete models

Version	– Armchair with back cushion, two-seater sofa with two back cushions , three-seater sofa with three back cushions
Construction and upholstery construction	<ul style="list-style-type: none"> – Base frame: metal base frame made of steel, lined with wood all round, springwood slats for comfortable seat suspension, cover with upholstery felt – Seat upholstery: 70 mm polyether foam / density 35 kg/m³, polyether foam 50 mm / density 40 kg/m³, upholstery fleece 10 mm – Backrest upholstery: 25 mm polyether foam / density 50 kg/m³ – Front sides in the cover material of the basic model, optionally also in a different cover colour
Frame	<ul style="list-style-type: none"> – Aluminium feet polished – Optional stainless steel skid frame
Cushions	<ul style="list-style-type: none"> – Loosely lying back cushions in the cover material of the basic model, optionally also in a different cover colour – Back and side cushions worked in chambers, filled with polyether rods and fiberfill – Optional additional side cushions in left or right versions – Optional additional loose upholstered element
User weight	– Recommended for user weights up to 110 kg per seat (up to 150 kg per seat for occasional use)
Electrification	<ul style="list-style-type: none"> – Power supply: socket module for hooking onto a sofa armrest – Model: 3 x power or 2 x power, 1 x USB charger with 2 sockets, power cable of about 3 m in length – Powder coated aluminium in the colours black or white – Power supply, can be ordered from the “power & data” price list under pd-002/8904 or 8905
Standards / Certificates	<ul style="list-style-type: none"> – GREENGUARD certified
	
Warranty	– 5 years [see guarantee terms]

► Modular configuration

Version	<ul style="list-style-type: none"> – Comfortable stool, two or three-seater benches as the basis for modular models – Can be combined with corner and add-on back or corner and add-on back with add-on element (400 mm) or with raised add-on element (600 mm)
Construction and upholstery construction	<ul style="list-style-type: none"> – Base frame: metal base frame made of steel, lined with wood all round, springwood slats for comfortable seat suspension, cover with upholstery felt – Seat upholstery: 70 mm polyether foam / density 35 kg/m³, polyether foam 50 mm / density 40 kg/m³, upholstery fleece 10 mm – Backrest upholstery: 25 mm polyether foam / density 50 kg/m³ – Front sides in the cover material of the basic model, optionally also in a different cover colour
Frame	<ul style="list-style-type: none"> – Aluminium feet polished – Optional stainless steel skid frame
Cushions	<ul style="list-style-type: none"> – Loosely lying back cushions in the cover material of the basic model, optionally also in a different cover colour – Back and side cushions worked in chambers, filled with polyether rods and fiberfill – Optional additional side cushions in left or right versions – Optional additional loose upholstered element
User weight	– Recommended for user weights up to 110 kg per seat (up to 150 kg per seat for occasional use)
Electrification	<ul style="list-style-type: none"> – Power supply: socket module for hooking onto a sofa armrest – Model: 3 x power or 2 x power, 1 x USB charger with 2 sockets, power cable of about 3 m in length – Powder coated aluminium in the colours black or white – Power supply, can be ordered from the “power & data” price list under pd-002/8904 or 8905

Sedus sophia specification

Standards / Certificates – GREENGUARD certified



Warranty – 5 years [see guarantee terms]

► diner

Version

- Two 1-seater, 2-seater or 3-seater sophia elements, connected by a centre panel of the same height with integrated table
- Optional 200 mm higher version and closed side elements [for sp-522 and sp-523]

Construction and upholstery construction

- Base frame: metal base frame made of steel, lined with wood all round, springwood slats for comfortable seat suspension, cover with upholstery felt
- Seat upholstery: 70 mm polyether foam / density 35 kg/m³, polyether foam 50 mm / density 40 kg/m³, upholstery fleece 10 mm
- Backrest upholstery: 25 mm polyether foam / density 50 kg/m³
- Front sides in the cover material of the basic model, optionally also in a different cover colour

Frame

- Aluminium feet polished
- Optional stainless steel skid frame

Cushions

- Loosely lying back cushions in the cover material of the basic model, optionally also in a different cover colour
- Back and side cushions worked in chambers, filled with polyether rods and fiberfill
- Optional additional side cushions in left or right versions
- Optional additional loose upholstered element

Table

- 25 mm three-layer chipboard in:
- 1. Melamine resin coating in a single colour or various decorative wood effects (top surface compliant with EN 14322). The minimum light fastness is 6 on the wool scale. Substrate compliant with EN 312-2003.
- 2. High-quality crown cut veneer surface, 3 mm veneer edge on all sides. Surface in a high quality, durable, two-component water-based polyurethane lacquer.
- 3. Linoleum with real wood in hickory natural (Q10), optionally other veneer edges according to the Sedus veneer range
- 4. HPL surface soft touch: The matt soft touch surface is a laminate based on hardenable resins. The top layer of paper is coated in a separate manufacturing process and then electron beam hardened. The result is a velvety, warm surface with anti-fingerprint properties, characterised by its high resistance to abrasion, impact and scratches.
- With the exception of the melamine finish in pure white and graphite black, the HPL finish white and black, the real wood veneers ash white, ash black, wenge varnished oak and dark walnut, the gloss and reflection levels of the surfaces equate to DIN Special Report 147
- E1 quality wood materials
- Table leg, steel chromed or matt brushed
- Optional preparation to accommodate the built-in socket module Power Frame as well as the wireless charger

User weight – Recommended for user weights up to 110 kg per seat (up to 150 kg per seat for occasional use)

Electrification

- Built-in socket module Power Frame, can be ordered from the “power & data” price list under pd-001/8748
- Wireless charger, can be ordered from the “power & data” price list under pd-201/8970

Standards / Certificates – GREENGUARD certified



Warranty – 5 years [see guarantee terms]

Sedus sophia specification

► Side table

Surfaces	<ul style="list-style-type: none">- Melamine pure white K14- With integrated filing compartment
Frame	<ul style="list-style-type: none">- Polished aluminium legs, plastic glides- Optionally, with a stainless steel skid frame- Table height: 425 mm
Warranty	<ul style="list-style-type: none">- 5 years [see guarantee terms]

Whether a representative large conference room or smaller meeting rooms. With elegant single tables or rectangular or angular shaped modules, the optimum table solution can be realised for every requirement.



Single tables



Modular systems



Sedus mastermind

► Programme overview

Shaped edges for all models with MDF panels (product code mm-6**)

Series [6044]

Chamfer [14°], lacquered clear with edge



Code 6043

Straight edge, lacquered black




Code 6045

Chamfer [14°] and edge, lacquered black



Code 6046

Lower edge rounded, lacquered black



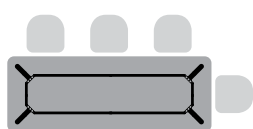
Code 6047

Bull-nose edge, lacquered black

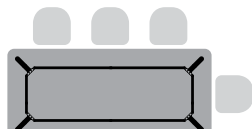


Table top shapes and dimensions

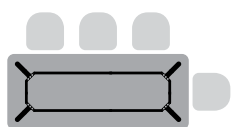
Single table rectangle



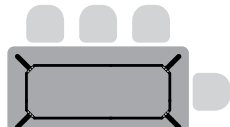
2600 x 1000



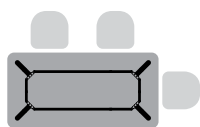
2600 x 1200



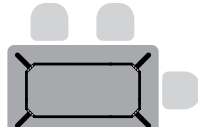
2400 x 1000



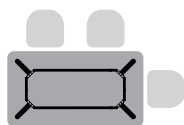
2400 x 1200



2000 x 1000

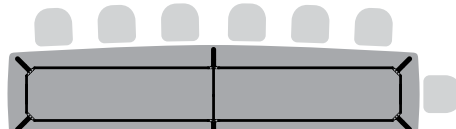


2000 x 1200

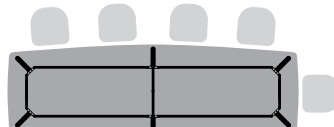


1800 x 1000

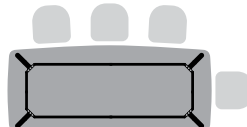
Single table boat shape



5200 x 1050/1300

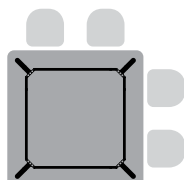


3850 x 1050/1250

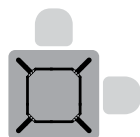


2600 x 1050/1200

Single table square

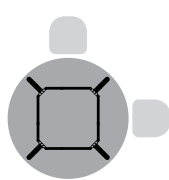


1800 x 1800



1200 x 1200

Single table circle



ø 1600



ø 1300

Single table arched triangle

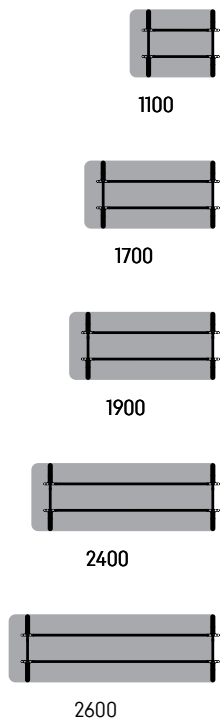


1800 x 1800 x 1800

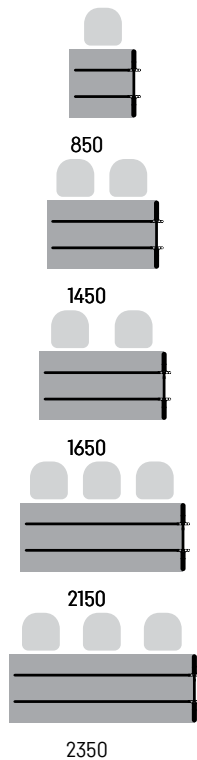
Sedus mastermind

► Programme overview

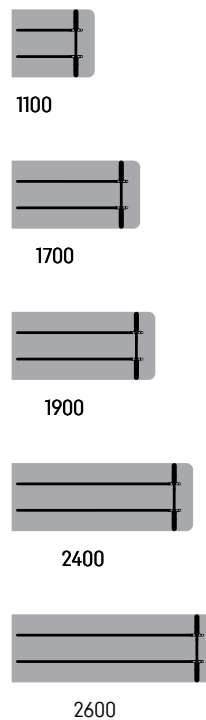
Starting elements [4 legs]



Extension elements [2 legs]



End elements [2 legs]



Illustrations with depth 900
[Elements also available with depth 800 and 1200]

When ordering please note the order:
1. Starting elements
2. Extension elements
3. End elements

With closed modular systems only
angular and extension elements are
needed.

Modules not suitable for long side
linking.

Angular elements for depths:

800

90° [3 legs]



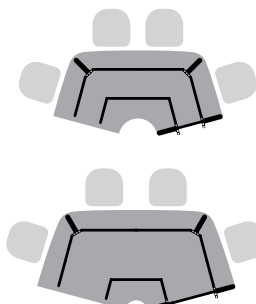
900



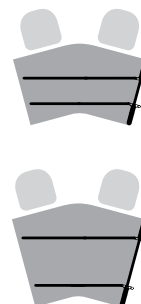
1200



150° [4 legs]



30° [2 legs]



Configuration examples

Table top depth 900 [12 seats],
4180 x 3930

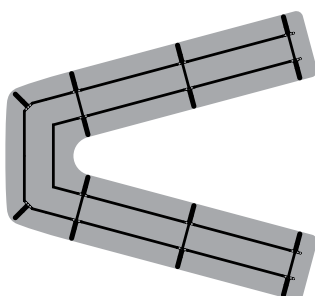


Table top depth 1200 [13 seats],
5000 x 3950

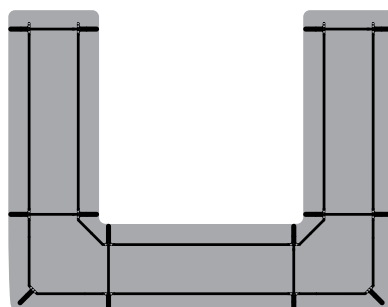
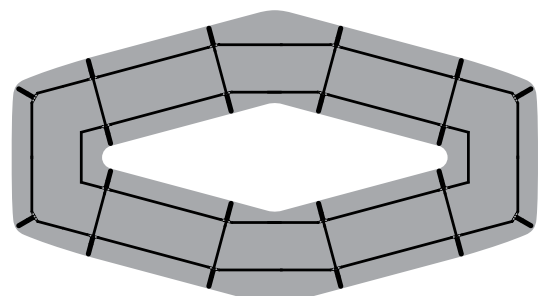







Table top depth 1200 [20 seats],
7000 x 387



Sedus mastermind

► Single tables mm-3***

	Code	Melamine	B1 Version K74	likewood	HPL II	Veneer I	Veneer II	Veneer III	Linoleum
	mm-3000 Square								
	1200x1200	1090	1.523,-	1.579,-	1.589,-	2.027,-	1.997,-	2.027,-	2.232,-
	1800x1800	1145	1.831,-	1.956,-	1.979,-	2.884,-	2.812,-	2.884,-	3.341,-
	mm-3000 Rectangle								
	1800x1000	1080	1.589,-	1.658,-	1.669,-	2.182,-	2.154,-	2.182,-	2.445,-
	2000x1000	1081	1.628,-	1.705,-	1.719,-	2.281,-	2.247,-	2.281,-	2.572,-
	2400x1000	1082	1.710,-	1.804,-	1.819,-	2.467,-	2.412,-	2.467,-	2.812,-
	2600x1000	1084	1.775,-	1.877,-	1.893,-	2.608,-	2.559,-	2.608,-	2.997,-
	2000x1200	1098	1.697,-	1.787,-	1.804,-	2.445,-	2.395,-	2.445,-	2.784,-
	2400x1200	1100	1.784,-	1.894,-	1.913,-	2.659,-	2.608,-	2.659,-	3.079,-
	2600x1200	1104	1.856,-	1.980,-	1.999,-	2.827,-	2.759,-	2.827,-	3.290,-
	mm-3000 Boat shape								
	2600x1050/1200	1642	2.119,-	2.236,-	2.254,-	3.276,-	3.210,-	3.276,-	3.763,-
	3850x1050/1250	1645	2.759,-	2.948,-	2.978,-	4.230,-	4.130,-	4.230,-	4.911,-
	5200x1050/1300	1654	3.626,-	3.883,-		5.352,-	5.240,-	5.352,-	6.239,-
	mm-3720 Circle								
	Ø 1300	1425	1.401,-	1.465,-	1.477,-	2.020,-	1.990,-	2.020,-	2.266,-
	Ø 1600	1432	1.676,-	1.775,-	1.793,-	2.623,-	2.572,-	2.623,-	2.991,-
	mm-3730 Arched triangle								
	1800x1800x1800	1850	1.544,-	1.670,-	1.692,-	2.498,-	2.442,-	2.498,-	2.928,-

Sedus mastermind

► Single tables mm-3***

Frame options

Table legs, steel, clear white	■	7901-158	
Table legs, steel, white aluminium	□	7901-119	
Table legs, steel, black	□	7901-24	
Table legs, steel, dark bronze	□	7901-171	40,-
Table legs, steel, chromed	□	7901-236	189,-
Table legs, steel, chromed for code 1645/1654	□	7901-236	285,-
Table legs, steel, chromed for code 1850	□	7901-236	147,-
Table legs, wood, beech light natural	□	7904-B25	285,-
Table legs, wood, beech light natural for code 1645/1654	□	7904-B25	432,-
Table legs, wood, beech light natural for code 1850	□	7904-B25	217,-
Table legs, wood, oak natural	□	7904-C11	347,-
Table legs, wood, oak natural for code 1645/1654	□	7904-C11	520,-
Table legs, wood, oak natural for code 1850	□	7904-C11	261,-

Cable tray

Cable tray set 01 for code 1080, 1642	□	KA	93,-
Cable tray set 04 for code 1654	□	KA	265,-
Cable tray set 05 for code 1081, 1098	□	KA	168,-
Cable tray set 06 for code 1082, 1084, 1100, 1104	□	KA	168,-
Cable tray set 11 for code 1645	□	KA	185,-

Grommet

Round grommet with square cover (Ø 70 mm), neutral white, white aluminium, black {134,232,24}, surcharge per position	□	11	37,-
Cable grommet large (250 x 90 mm), neutral white, white aluminium, black {134,232,24}, surcharge per position	□	13	148,-
Cable grommet large (250 x 90 mm), chrome-plated {236}, surcharge per position	□	13-236	381,-
Round grommet with brushes, chrome-plated {236}, surcharge per position	□	14	93,-
Grommet turn (2 x 250 mm x 90 mm) with split opening for access from both user sides; neutral white, white aluminium, black {134,232,24}, surcharge per position	□	15	198,-
E-Box Teamtable	□	18	530,-

Position of the table top cut-out

Centred	□	6122	
---------	---	------	--

Electrification:

You can see the positioning of the electrification on the table top on the page 'Positions for electrification'. From the "power & data" price list you can choose the built-in socket module and the charger. Boat shaped single tables (code 1645 and 1654) have two positions for electrification, one in each half of the table top. When combining grommets/prepared openings for desk connection panels, some width/depth-dependent configurations or those with a cable tray are not possible. For visualisation of the possible combinations, please refer to the OFML files.

Cable tray set:

A cable tray set may consist of cable trays of various lengths. Please find information on the dimensions of the individual cable trays on the page 'mastermind Accessories'.

Surfaces:

Models mm-3000/1145, mm-3720/1432 and mm-3730/1850: HPL surface on request

Boat-shaped table mm-3000/1654: melamine likewood oak on request

Information on the surface finishes can be found in the surface matrix on the 'Surfaces' page.

Sedus mastermind

► Modules depth 800 mm-3***

	Code	Melamine	B1 Version K74	likewood	HPL II	Veneer I	Veneer II	Veneer III	Linoleum
mm-3550									
Starting element									
1100x800	1020	1.450,-	1.485,-	1.491,-	1.922,-	1.897,-	1.922,-	2.069,-	2.069,-
1700x800	1032	1.562,-	1.616,-	1.626,-	2.154,-	2.119,-	2.154,-	2.360,-	2.360,-
1900x800	1040	1.597,-	1.656,-	1.665,-	2.218,-	2.182,-	2.218,-	2.459,-	2.459,-
2400x800	1042	1.697,-	1.770,-	1.783,-	2.381,-	2.347,-	2.381,-	2.671,-	2.671,-
2600x800	1047	1.963,-	2.044,-	2.057,-	2.686,-	2.659,-	2.686,-	2.997,-	2.997,-

mm-3510									
Extension element									
850x800	1016	1.017,-	1.043,-	1.050,-	1.255,-	1.228,-	1.255,-	1.362,-	1.362,-
1450x800	1026	1.124,-	1.168,-	1.177,-	1.505,-	1.482,-	1.505,-	1.676,-	1.676,-
1650x800	1031	1.171,-	1.224,-	1.233,-	1.579,-	1.557,-	1.579,-	1.776,-	1.776,-
2150x800	1041	1.264,-	1.329,-	1.340,-	1.767,-	1.734,-	1.767,-	2.013,-	2.013,-
2350x800	1048	1.532,-	1.603,-	1.616,-	2.084,-	2.055,-	2.084,-	2.360,-	2.360,-

mm-3560									
End element									
1100x800	1020	1.042,-	1.078,-	1.084,-	1.516,-	1.492,-	1.516,-	1.663,-	1.663,-
1700x800	1032	1.158,-	1.209,-	1.219,-	1.740,-	1.713,-	1.740,-	1.956,-	1.956,-
1900x800	1040	1.190,-	1.250,-	1.261,-	1.808,-	1.776,-	1.808,-	2.055,-	2.055,-
2400x800	1042	1.290,-	1.362,-	1.374,-	1.968,-	1.940,-	1.968,-	2.266,-	2.266,-
2600x800	1047	1.557,-	1.638,-	1.651,-	2.282,-	2.246,-	2.282,-	2.590,-	2.590,-

mm-3580									
Angular element									
90°/925	3416	1.338,-	1.388,-	1.396,-	1.945,-	1.909,-	1.945,-	2.136,-	2.136,-

Frame options

Table legs, steel, clear white	■	7901-158	
Table legs, steel, white aluminium	□	7901-119	
Table legs, steel, black	□	7901-24	
Table legs, steel, dark bronze	□	7901-171	40,-
Table legs, steel, chromed for mm-3550	□	7901-236	189,-
Table legs, steel, chromed for mm-3510, mm-3560	□	7901-236	98,-
Table legs, steel, chromed for mm-3580	□	7901-236	147,-
Table legs, wood, beech light natural for mm-3550	□	7904-B25	285,-
Table legs, wood, beech light natural for mm-3510, mm-3560	□	7904-B25	146,-
Table legs, wood, beech light natural for mm-3580	□	7904-B25	217,-
Table legs, wood, oak natural for mm-3550	□	7904-C11	347,-
Table legs, wood, oak natural for mm-3510, mm-3560	□	7904-C11	172,-
Table legs, wood, oak natural for mm-3580	□	7904-C11	261,-

Modesty panel

Modesty panel 01 for code 1016, 1020	□	J	181,-
Modesty panel 02 for code 1026, 1032	□	J	257,-
Modesty panel 03 for code 1031, 1040	□	J	284,-
Modesty panel 04 for code 1041, 1042	□	J	395,-
Modesty panel 05 for code 1047, 1048	□	J	455,-

Cable tray

Cable tray set 02 for code 1016, 1020	□	KA	86,-
Cable tray set 05 for code 1026, 1032	□	KA	168,-
Cable tray set 06 for code 1031, 1040	□	KA	168,-
Cable tray set 07 for code 1041, 1042	□	KA	217,-
Cable tray set 08 for code 1047, 1048	□	KA	217,-
Cable tray set 10 for code 3416	□	KA	66,-

Sedus mastermind

► Modules depth 800 mm-3***

Grommet

Round grommet with square cover (Ø 70 mm), neutral white, white aluminium, black {134,232,24}, surcharge per position	□ 11	37,-
Cable grommet large (250 x 90 mm), neutral white, white aluminium, black {134,232,24}, surcharge per position	□ 13	148,-
Cable grommet large (250 x 90 mm), chrome-plated {236}, surcharge per position	□ 13-236	381,-
Round grommet with brushes, chrome-plated {236}, surcharge per position	□ 14	93,-
Grommet turn (2 x 250 mm x 90 mm) with split opening for access from both user sides; neutral white, white aluminium, black {134,232,24}, surcharge per position	□ 15	198,-
E-Box Teamtable	□ 18	530,-

Position of the table top cut-out

Towards the outside	□ 6123
---------------------	--------

Electrification:

You can see the positioning of the electrification on the table top on the page 'Positions for electrification'. From the "power & data" price list you can choose the built-in socket module and the charger. With the 90° angular element no electrification can be selected.

When combining grommets/prepared openings for desk connection panels, some width/depth-dependent configurations or those with a cable tray are not possible. For visualisation of the possible combinations, please refer to the OFML files.

Cable tray set/modesty panel:


A cable tray set may consist of cable trays/modesty panels of various lengths. Please find information on the dimensions of the individual cable trays on the page "mastermind Accessories".


Surfaces:


Information on the surface finishes can be found in the surface matrix on the 'Surfaces' page.


Sedus mastermind


► Modules depth 900 mm-3***


	Code	Melamine	B1 Version K74	likewood	HPL II	Veneer I	Veneer II	Veneer III	Linoleum
mm-3550 Starting element									
	1100x900	1050	1.467,-	1.504,-	1.510,-	1.980,-	1.963,-	1.980,-	2.142,-
	1700x900	1059	1.597,-	1.656,-	1.665,-	2.218,-	2.182,-	2.218,-	2.445,-
	1900x900	1061	1.628,-	1.695,-	1.705,-	2.297,-	2.267,-	2.297,-	2.541,-
	2400x900	1066	1.736,-	1.819,-	1.833,-	2.459,-	2.419,-	2.459,-	2.771,-
	2600x900	1072	2.003,-	2.094,-	2.109,-	2.771,-	2.728,-	2.771,-	3.103,-

mm-3510 Extension element									
	850x900	1044	1.037,-	1.065,-	1.071,-	1.295,-	1.277,-	1.295,-	1.417,-
	1450x900	1056	1.150,-	1.198,-	1.208,-	1.562,-	1.539,-	1.562,-	1.752,-
	1650x900	1058	1.197,-	1.255,-	1.265,-	1.655,-	1.621,-	1.655,-	1.866,-
	2150x900	1067	1.295,-	1.369,-	1.382,-	1.833,-	1.800,-	1.833,-	2.111,-
	2350x900	1073	1.562,-	1.646,-	1.659,-	2.161,-	2.126,-	2.161,-	2.484,-

mm-3560 End element									
	1100x900	1050	1.052,-	1.090,-	1.096,-	1.562,-	1.549,-	1.562,-	1.727,-
	1700x900	1059	1.182,-	1.238,-	1.249,-	1.800,-	1.767,-	1.800,-	2.025,-
	1900x900	1061	1.215,-	1.280,-	1.293,-	1.884,-	1.849,-	1.884,-	2.127,-
	2400x900	1066	1.321,-	1.404,-	1.417,-	2.048,-	2.004,-	2.048,-	2.352,-
	2600x900	1072	1.588,-	1.677,-	1.696,-	2.352,-	2.313,-	2.352,-	2.687,-

mm-3570 Angular element									
	30°/1775/1070	3102	1.246,-	1.319,-	1.331,-	1.913,-	1.884,-	1.913,-	2.196,-

mm-3580 Angular element									
	90°/1125	3426	1.438,-	1.487,-	1.494,-	2.123,-	2.089,-	2.123,-	2.385,-

mm-3590 Angular element									
	150°/2335/1155	3516	2.297,-	2.401,-	2.419,-	3.226,-	3.178,-	3.226,-	3.689,-

Sedus mastermind

► Modules depth 900 mm-3***

Frame options

Table legs, steel, clear white	■	7901-158	
Table legs, steel, white aluminium	□	7901-119	
Table legs, steel, black	□	7901-24	
Table legs, steel, dark bronze	□	7901-171	40,-
Table legs, steel, chromed for mm-3550, mm-3590	□	7901-236	189,-
Table legs, steel, chromed for mm-3510, mm-3560, mm-3570	□	7901-236	98,-
Table legs, steel, chromed for mm-3580	□	7901-236	147,-
Table legs, wood, beech light natural for mm-3550, mm-3590	□	7904-B25	285,-
Table legs, wood, beech light natural for mm-3510, mm-3560, mm-3570	□	7904-B25	146,-
Table legs, wood, beech light natural for mm-3580	□	7904-B25	217,-
Table legs, wood, oak natural for mm-3550, mm-3590	□	7904-C11	347,-
Table legs, wood, oak natural for mm-3510, mm-3560, mm-3570	□	7904-C11	172,-
Table legs, wood, oak natural for mm-3580	□	7904-C11	261,-

Modesty panel

Modesty panel 01 for code 1044, 1050	□	J	181,-
Modesty panel 02 for code 1056, 1059, 3102	□	J	257,-
Modesty panel 03 for code 1058, 1061	□	J	284,-
Modesty panel 04 for code 1066, 1067	□	J	395,-
Modesty panel 05 for code 1072, 1073	□	J	455,-

Cable tray

Cable tray set 02 for code 1044, 1050	□	KA	86,-
Cable tray set 05 for code 1056, 1059	□	KA	168,-
Cable tray set 06 for code 1058, 1061, 3516	□	KA	168,-
Cable tray set 07 for code 1066, 1067	□	KA	217,-
Cable tray set 08 for code 1072, 1073	□	KA	217,-
Cable tray set 09 for code 3102	□	KA	168,-
Cable tray set 10 for code 3426	□	KA	66,-

Grommet

Round grommet with square cover (Ø 70 mm), neutral white, white aluminium, black {134,232,24}, surcharge per position	□	11	37,-
Cable grommet large (250 x 90 mm), neutral white, white aluminium, black {134,232,24}, surcharge per position	□	13	148,-
Cable grommet large (250 x 90 mm), chrome-plated {236}, surcharge per position	□	13-236	381,-
Round grommet with brushes, chrome-plated {236}, surcharge per position	□	14	93,-
Grommet turn (2 x 250 mm x 90 mm) with split opening for access from both user sides; neutral white, white aluminium, black {134,232,24}, surcharge per position	□	15	198,-
E-Box Teamtable	□	18	530,-

Position of the table top cut-out

Centred	□	6122	
Towards the outside	□	6123	

Electrification:

You can see the positioning of the electrification on the table top on the page 'Positions for electrification'. For the 150° angular element the position of the electrification is always towards the outside. From the "power & data" price list you can choose the built-in socket module and the charger. With the 90° angular element no electrification can be selected.

When combining grommets/prepared openings for desk connection panels, some width/depth-dependent configurations or those with a cable tray are not possible. For visualisation of the possible combinations, please refer to the OFML files.

Cable tray set/modesty panel:


A set may consist of cable trays/modesty panels of various lengths. Please find information on the dimensions of the individual cable trays on the page 'mastermind Accessories'.


Surfaces:


Information on the surface finishes can be found in the surface matrix on the 'Surfaces' page.


Sedus mastermind


► Modules depth 1200 mm-3***


	Code	Melamine	B1 Version K74	likewood	HPL II	Veneer I	Veneer II	Veneer III	Linoleum
	mm-3550 Starting element								
	1100x1200	1096	1.533,-	1.585,-	1.592,-	2.119,-	2.094,-	2.119,-	2.330,-
	1700x1200	1097	1.676,-	1.758,-	1.770,-	2.381,-	2.337,-	2.381,-	2.671,-
	1900x1200	1102	1.710,-	1.800,-	1.814,-	2.451,-	2.412,-	2.451,-	2.779,-
	2400x1200	1107	1.831,-	1.942,-	1.962,-	2.639,-	2.599,-	2.639,-	3.032,-
	2600x1200	1112	2.109,-	2.229,-	2.249,-	2.957,-	2.908,-	2.957,-	3.383,-

	mm-3510 Extension element								
	850x1200	1091	1.073,-	1.115,-	1.122,-	1.408,-	1.393,-	1.408,-	1.562,-
	1450x1200	1092	1.215,-	1.281,-	1.294,-	1.720,-	1.696,-	1.720,-	1.968,-
	1650x1200	1094	1.255,-	1.330,-	1.344,-	1.792,-	1.760,-	1.792,-	2.069,-
	2150x1200	1099	1.303,-	1.404,-	1.420,-	1.866,-	1.827,-	1.866,-	2.139,-
	2350x1200	1103	1.648,-	1.756,-	1.774,-	2.381,-	2.313,-	2.381,-	2.738,-

	mm-3560 End element								
	1100x1200	1096	1.108,-	1.158,-	1.167,-	1.696,-	1.669,-	1.696,-	1.907,-
	1700x1200	1097	1.255,-	1.335,-	1.348,-	1.956,-	1.913,-	1.956,-	2.246,-
	1900x1200	1102	1.290,-	1.377,-	1.390,-	2.025,-	1.987,-	2.025,-	2.352,-
	2400x1200	1107	1.408,-	1.519,-	1.539,-	2.218,-	2.176,-	2.218,-	2.606,-
	2600x1200	1112	1.686,-	1.805,-	1.827,-	2.531,-	2.484,-	2.531,-	2.956,-

	mm-3570 Angular element								
	30°/1775/1355	3101	1.215,-	1.306,-	1.323,-	2.076,-	2.025,-	2.076,-	2.436,-

	mm-3580 Angular element								
	90°/1325	3431	1.520,-	1.587,-	1.598,-	2.430,-	2.385,-	2.430,-	2.824,-

	mm-3590 Angular element								
	150°/2630/1325	3515	2.371,-	2.504,-	2.528,-	3.423,-	3.356,-	3.423,-	3.976,-

Sedus mastermind

► Modules depth 1200 mm-3***

Frame options

Table legs, steel, clear white	■	7901-158	
Table legs, steel, white aluminium	□	7901-119	
Table legs, steel, black	□	7901-24	
Table legs, steel, dark bronze	□	7901-171	40,-
Table legs, steel, chromed for mm-3550, mm-3590	□	7901-236	189,-
Table legs, steel, chromed for mm-3510, mm-3560, mm-3570	□	7901-236	98,-
Table legs, steel, chromed for mm-3580	□	7901-236	147,-
Table legs, wood, beech light natural for mm-3550, mm-3590	□	7904-B25	285,-
Table legs, wood, beech light natural for mm-3510, mm-3560, mm-3570	□	7904-B25	146,-
Table legs, wood, beech light natural for mm-3580	□	7904-B25	217,-
Table legs, wood, oak natural for mm-3550, mm-3590	□	7904-C11	347,-
Table legs, wood, oak natural for mm-3510, mm-3560, mm-3570	□	7904-C11	172,-
Table legs, wood, oak natural for mm-3580	□	7904-C11	261,-

Modesty panel

Modesty panel 01 for code 1091, 1096	□	J	181,-
Modesty panel 02 for code 1092, 1097	□	J	257,-
Modesty panel 03 for code 1094, 1102	□	J	284,-
Modesty panel 04 for code 1099, 1107	□	J	395,-
Modesty panel 05 for code 1103, 1112	□	J	455,-
Modesty panel 06 for code 3101	□	J	226,-

Cable tray

Cable tray set 02 for code 1091, 1096	□	KA	86,-
Cable tray set 05 for code 1092, 1097	□	KA	168,-
Cable tray set 06 for code 1094, 1102	□	KA	168,-
Cable tray set 07 for code 1099, 1107	□	KA	217,-
Cable tray set 08 for code 1103, 1112	□	KA	217,-
Cable tray set 09 for code 3101, 3515	□	KA	168,-
Cable tray set 10 for code 3431	□	KA	66,-

Grommet

Round grommet with square cover (Ø 70 mm), neutral white, white aluminium, black {134,232,24}, surcharge per position	□	11	37,-
Cable grommet large (250 x 90 mm), neutral white, white aluminium, black {134,232,24}, surcharge per position	□	13	148,-
Cable grommet large (250 x 90 mm), chrome-plated {236}, surcharge per position	□	13-236	381,-
Round grommet with brushes, chrome-plated {236}, surcharge per position	□	14	93,-
Grommet turn (2 x 250 mm x 90 mm) with split opening for access from both user sides; neutral white, white aluminium, black {134,232,24}, surcharge per position	□	15	198,-
E-Box Teamtable	□	18	530,-

Position of the table top cut-out

Centred	□	6122	
Towards the outside	□	6123	

Electrification:

You can see the positioning of the electrification on the table top on the page 'Positions for electrification'. For the 150° angular element the position of the electrification is always towards the outside. From the "power & data" price list you can choose the built-in socket module and the charger. With the 90° angular element no electrification can be selected.

When combining grommets/prepared openings for desk connection panels, some width/depth-dependent configurations or those with a cable tray are not possible. For visualisation of the possible combinations, please refer to the OFML files.

Cable tray set/modesty panel:






A set may consist of cable trays/modesty panels of various lengths. Please find information on the dimensions of the individual cable trays on the page 'mastermind Accessories'.

Surfaces:

Information on the surface finishes can be found in the surface matrix on the 'Surfaces' page.

Sedus mastermind

► Single tables with shaped edges mm-6***

	Code	Veneer I	Veneer II	Veneer III	Linoleum
	mm-6000 Square				
	1200x1200	1090	2.427,-	2.459,-	2.666,-
	1800x1800	1145	3.557,-	3.631,-	4.088,-
	mm-6000 Rectangle				
	1800x1000	1080	2.671,-	2.703,-	2.964,-
	2000x1000	1081	2.800,-	2.835,-	3.128,-
	2400x1000	1082	3.064,-	3.121,-	3.461,-
	2600x1000	1084	3.276,-	3.325,-	3.715,-
	2000x1200	1098	3.021,-	3.072,-	3.415,-
	2400x1200	1100	3.325,-	3.372,-	3.795,-
	2600x1200	1104	3.551,-	3.615,-	4.081,-
	mm-6000 Boat shape				
	2600x1050/1200	1642	4.139,-	4.201,-	4.690,-
	3850x1050/1250	1645	5.352,-	5.451,-	6.133,-
	5200x1050/1300	1654	6.902,-	7.015,-	7.901,-
	mm-6720 Circle				
	Ø 1300	1425	2.475,-	2.510,-	2.754,-
	Ø 1600	1432	3.218,-	3.266,-	3.631,-
	mm-6730 Arched triangle				
	1800x1800x1800	1850	3.147,-	3.203,-	3.638,-

Sedus mastermind

► Single tables with shaped edges mm-6***

Frame options

Table legs, steel, clear white	■	7901-158	
Table legs, steel, white aluminium	□	7901-119	
Table legs, steel, black	□	7901-24	
Table legs, steel, dark bronze	□	7901-171	40,-
Table legs, steel, chromed	□	7901-236	189,-
Table legs, steel, chromed for code 1645/1654	□	7901-236	285,-
Table legs, steel, chromed for code 1850	□	7901-236	147,-
Table legs, wood, beech light natural	□	7904-B25	285,-
Table legs, wood, beech light natural for code 1645/1654	□	7904-B25	432,-
Table legs, wood, beech light natural for code 1850	□	7904-B25	217,-
Table legs, wood, oak natural	□	7904-C11	347,-
Table legs, wood, oak natural for code 1645/1654	□	7904-C11	520,-
Table legs, wood, oak natural for code 1850	□	7904-C11	261,-

Cable tray

Cable tray set 01 for code 1080, 1642	□	KA	93,-
Cable tray set 04 for code 1654	□	KA	265,-
Cable tray set 05 for code 1081, 1098	□	KA	168,-
Cable tray set 06 for code 1082, 1084, 1100, 1104	□	KA	168,-
Cable tray set 11 for code 1645	□	KA	185,-

Shaped edges

Edge with chamfer, lacquered clear	■	6044	
Straight edge, black	□	6043	
Edge with chamfer, black	□	6045	
Lower edge rounded, black	□	6046	
Bull-nose edge, black	□	6047	

Grommet

Round grommet with square cover (Ø 70 mm), neutral white, white aluminium, black {134,232,24}, surcharge per position	□	11	37,-
Cable grommet large (250 x 90 mm), neutral white, white aluminium, black {134,232,24}, surcharge per position	□	13	148,-
Cable grommet large (250 x 90 mm), chrome-plated {236}, surcharge per position	□	13-236	381,-
Round grommet with brushes, chrome-plated {236}, surcharge per position	□	14	93,-
Grommet turn (2 x 250 mm x 90 mm) with split opening for access from both user sides; neutral white, white aluminium, black {134,232,24}, surcharge per position	□	15	198,-
E-Box Teamtable	□	18	530,-

Position of the table top cut-out

Centred	□	6122	
---------	---	------	--

Electrification:

You can see the positioning of the electrification on the table top on the page 'Positions for electrification'. From the "power & data" price list you can choose the built-in socket module and the charger. Boat shaped single tables (code 1645 and 1654) have two positions for electrification, one in each half of the table top. When combining grommets/prepared openings for desk connection panels, some width/depth-dependent configurations or those with a cable tray are not possible. For visualisation of the possible combinations, please refer to the OFML files.

Cable tray set:

A cable tray set may consist of cable trays of various lengths. Please find information on the dimensions of the individual cable trays on the page 'mastermind Accessories'.

Surfaces:

The following colours are excluded from product offer: maple natural (H11), heartwood maple natural (H12)
Information on the surface finishes can be found in the surface matrix on the 'Surfaces' page.

Sedus mastermind

► Modules depth 800 with shaped edges mm-6***

	Code	Veneer I	Veneer II	Veneer III	Linoleum
mm-6550					
Starting element					
1100x800	1020	2.224,-	2.247,-	2.395,-	2.395,-
1700x800	1032	2.559,-	2.590,-	2.800,-	2.800,-
1900x800	1040	2.666,-	2.695,-	2.941,-	2.941,-
2400x800	1042	2.919,-	2.950,-	3.243,-	3.243,-
2600x800	1047	3.290,-	3.325,-	3.631,-	3.631,-

mm-6510					
Extension element					
850x800	1016	1.499,-	1.522,-	1.628,-	1.628,-
1450x800	1026	1.866,-	1.891,-	2.062,-	2.062,-
1650x800	1031	1.980,-	2.004,-	2.196,-	2.196,-
2150x800	1041	2.266,-	2.295,-	2.538,-	2.538,-
2350x800	1048	2.639,-	2.671,-	2.950,-	2.950,-

mm-6560					
End element					
1100x800	1020	1.817,-	1.840,-	1.987,-	1.987,-
1700x800	1032	2.153,-	2.182,-	2.395,-	2.395,-
1900x800	1040	2.253,-	2.289,-	2.531,-	2.531,-
2400x800	1042	2.511,-	2.538,-	2.835,-	2.835,-
2600x800	1047	2.884,-	2.919,-	3.226,-	3.226,-

mm-6580					
Angular element					
90°/925	3416	2.121,-	2.157,-	2.347,-	2.347,-

Frame options

Table legs, steel, clear white	■	7901-158	
Table legs, steel, white aluminium	□	7901-119	
Table legs, steel, black	□	7901-24	
Table legs, steel, dark bronze	□	7901-171	40,-
Table legs, steel, chromed for mm-6550	□	7901-236	189,-
Table legs, steel, chromed for mm-6510, mm-6560	□	7901-236	98,-
Table legs, steel, chromed for mm-6580	□	7901-236	147,-
Table legs, wood, beech light natural for mm-6550	□	7904-B25	285,-
Table legs, wood, beech light natural for mm-6510, mm-6560	□	7904-B25	146,-
Table legs, wood, beech light natural for mm-6580	□	7904-B25	217,-
Table legs, wood, oak natural for mm-6550	□	7904-C11	347,-
Table legs, wood, oak natural for mm-6510, mm-6560	□	7904-C11	172,-
Table legs, wood, oak natural for mm-6580	□	7904-C11	261,-

Modesty panel

Modesty panel 01 for code 1016, 1020	□	J	181,-
Modesty panel 02 for code 1026, 1032	□	J	257,-
Modesty panel 03 for code 1031, 1040	□	J	284,-
Modesty panel 04 for code 1041, 1042	□	J	395,-
Modesty panel 05 for code 1047, 1048	□	J	455,-

Cable tray

Cable tray set 02 for code 1016, 1020	□	KA	86,-
Cable tray set 05 for code 1026, 1032	□	KA	168,-
Cable tray set 06 for code 1031, 1040	□	KA	168,-
Cable tray set 07 for code 1041, 1042	□	KA	217,-
Cable tray set 08 for code 1047, 1048	□	KA	217,-
Cable tray set 10 for code 3416	□	KA	66,-

Sedus mastermind

► Modules depth 800 with shaped edges mm-6***

Shaped edges

Edge with chamfer, lacquered clear	■ 6044	
Straight edge, black	□ 6043	
Edge with chamfer, black	□ 6045	
Lower edge rounded, black	□ 6046	
Bull-nose edge, black	□ 6047	

Grommet

Round grommet with square cover (Ø 70 mm), neutral white, white aluminium, black {134,232,24}, surcharge per position	□ 11	37,-
Cable grommet large (250 x 90 mm), neutral white, white aluminium, black {134,232,24}, surcharge per position	□ 13	148,-
Cable grommet large (250 x 90 mm), chrome-plated {236}, surcharge per position	□ 13-236	381,-
Round grommet with brushes, chrome-plated {236}, surcharge per position	□ 14	93,-
Grommet turn (2 x 250 mm x 90 mm) with split opening for access from both user sides; neutral white, white aluminium, black {134,232,24}, surcharge per position	□ 15	198,-
E-Box Teamtable	□ 18	530,-

Position of the table top cut-out

Towards the outside	□ 6123	
---------------------	--------	--

Electrification:

You can see the positioning of the electrification on the table top on the page 'Positions for electrification'. From the "power & data" price list you can choose the built-in socket module and the charger. With the 90° angular element no electrification can be selected.

When combining grommets/prepared openings for desk connection panels, some width/depth-dependent configurations or those with a cable tray are not possible. For visualisation of the possible combinations, please refer to the OFML files.

Cable tray set/modesty panel:

A set may consist of cable trays/modesty panels of various lengths. Please find information on the dimensions of the individual cable trays on the page 'mastermind Accessories'.


Surfaces:


The following colours are excluded from product offer: maple natural (H11), heartwood maple natural (H12)


Information on the surface finishes can be found in the surface matrix on the 'Surfaces' page.


Sedus mastermind


► Modules depth 900 with shaped edges mm-6***


	Code	Veneer I	Veneer II	Veneer III	Linoleum
	mm-6550 Starting element				
	1100x900	1050	2.314,-	2.330,-	2.493,-
	1700x900	1059	2.659,-	2.686,-	2.919,-
	1900x900	1061	2.771,-	2.800,-	3.046,-
	2400x900	1066	3.032,-	3.072,-	3.383,-
	2600x900	1072	3.402,-	3.444,-	3.780,-

	mm-6510 Extension element				
	850x900	1044	1.562,-	1.579,-	1.703,-
	1450x900	1056	1.949,-	1.968,-	2.161,-
	1650x900	1058	2.076,-	2.111,-	2.324,-
	2150x900	1067	2.360,-	2.395,-	2.671,-
	2350x900	1073	2.745,-	2.779,-	3.103,-

	mm-6560 End element				
	1100x900	1050	1.899,-	1.913,-	2.076,-
	1700x900	1059	2.239,-	2.273,-	2.501,-
	1900x900	1061	2.352,-	2.388,-	2.630,-
	2400x900	1066	2.615,-	2.657,-	2.964,-
	2600x900	1072	2.991,-	3.032,-	3.364,-

	mm-6570 Angular element				
	30°/1775/1070	3102	2.426,-	2.460,-	2.745,-

	mm-6580 Angular element				
	90°/1125	3426	2.638,-	2.430,-	2.689,-

	mm-6590 Angular element				
	150°/2335/1155	3516	3.893,-	3.944,-	4.407,-

Sedus mastermind

► Modules depth 900 with shaped edges mm-6***

Frame options

Table legs, steel, clear white	■	7901-158	
Table legs, steel, white aluminium	□	7901-119	
Table legs, steel, black	□	7901-24	
Table legs, steel, dark bronze	□	7901-171	40,-
Table legs, steel, chromed for mm-6550, mm-6590	□	7901-236	189,-
Table legs, steel, chromed for mm-6510, mm-6560, mm-6570	□	7901-236	98,-
Table legs, steel, chromed for mm-6580	□	7901-236	147,-
Table legs, wood, beech light natural for mm-6550, mm-6590	□	7904-B25	285,-
Table legs, wood, beech light natural for mm-6510, mm-6560, mm-6570	□	7904-B25	146,-
Table legs, wood, beech light natural for mm-6580	□	7904-B25	217,-
Table legs, wood, oak natural for mm-6550, mm-6590	□	7904-C11	347,-
Table legs, wood, oak natural for mm-mm-6510, mm-6560, mm-6570	□	7904-C11	172,-
Table legs, wood, oak natural for mm-6580	□	7904-C11	261,-

Modesty panel

Modesty panel 01 for code 1044, 1050	□	J	181,-
Modesty panel 02 for code 1056, 1059, 3102	□	J	257,-
Modesty panel 03 for code 1058, 1061	□	J	284,-
Modesty panel 04 for code 1066, 1067	□	J	395,-
Modesty panel 05 for code 1072, 1073	□	J	455,-

Cable tray

Cable tray set 02 for code 1044, 1050	□	KA	86,-
Cable tray set 05 for code 1056, 1059	□	KA	168,-
Cable tray set 06 for code 1058, 1061, 3516	□	KA	168,-
Cable tray set 07 for code 1066, 1067	□	KA	217,-
Cable tray set 08 for code 1072, 1073	□	KA	217,-
Cable tray set 09 for code 3102	□	KA	168,-
Cable tray set 10 for code 3426	□	KA	66,-

Shaped edges

Edge with chamfer, lacquered clear	■	6044	
Straight edge, black	□	6043	
Edge with chamfer, black	□	6045	
Lower edge rounded, black	□	6046	
Bull-nose edge, black	□	6047	

Grommet

Round grommet with square cover (Ø 70 mm), neutral white, white aluminium, black {134,232,24}, surcharge per position	□	11	37,-
Cable grommet large (250 x 90 mm), neutral white, white aluminium, black {134,232,24}, surcharge per position	□	13	148,-
Cable grommet large (250 x 90 mm), chrome-plated {236}, surcharge per position	□	13-236	381,-
Round grommet with brushes, chrome-plated {236}, surcharge per position	□	14	93,-
Grommet turn (2 x 250 mm x 90 mm) with split opening for access from both user sides; neutral white, white aluminium, black {134,232,24}, surcharge per position	□	15	198,-
E-Box Teamtable	□	18	530,-

Position of the table top cut-out

Centred	□	6122
Towards the outside	□	6123

Electrification:

You can see the positioning of the electrification on the table top on the page 'Positions for electrification'. For the 150° angular element the position of the electrification is always towards the outside. From the "power & data" price list you can choose the built-in socket module and the charger. With the 90° angular element no electrification can be selected.

When combining grommets/prepared openings for desk connection panels, some width/depth-dependent configurations or those with a cable tray are not possible. For visualisation of the possible combinations, please refer to the OFML files.

Cable tray set/modesty panel:

A set may consist of cable trays/modesty panels of various lengths. Please find information on the dimensions of the individual cable trays on the page 'mastermind Accessories'.


Surfaces:


The following colours are excluded from product offer: maple natural (H11), heartwood maple natural (H12)


Information on the surface finishes can be found in the surface matrix on the 'Surfaces' page.


Sedus mastermind


► Modules depth 1200 with shaped edges mm-6***


	Code	Veneer I	Veneer II	Veneer III	Linoleum
	mm-6550 Starting element				
	1100x1200	1096	2.502,-	2.525,-	2.736,-
	1700x1200	1097	2.891,-	2.932,-	3.226,-
	1900x1200	1102	3.007,-	3.046,-	3.372,-
	2400x1200	1107	3.316,-	3.356,-	3.747,-
	2600x1200	1112	3.698,-	3.747,-	4.171,-

	mm-6510 Extension element				
	850x1200	1091	1.740,-	1.760,-	1.913,-
	1450x1200	1092	2.182,-	2.209,-	2.460,-
	1650x1200	1094	2.282,-	2.313,-	2.590,-
	2150x1200	1099	2.367,-	2.412,-	2.687,-
	2350x1200	1103	3.046,-	3.111,-	3.469,-

	mm-6560 End element				
	1100x1200	1096	2.076,-	2.104,-	2.313,-
	1700x1200	1097	2.467,-	2.511,-	2.799,-
	1900x1200	1102	2.582,-	2.624,-	2.950,-
	2400x1200	1107	2.891,-	2.932,-	3.325,-
	2600x1200	1112	3.277,-	3.325,-	3.747,-

	mm-6570 Angular element				
	30°/1775/1355	3101	2.484,-	2.531,-	2.891,-

	mm-6580 Angular element				
	90°/1325	3431	2.773,-	2.824,-	3.214,-

	mm-6590 Angular element				
	150°/2630/1325	3515	4.171,-	4.235,-	4.791,-

Sedus mastermind

► Modules depth 1200 with shaped edges mm-6***

Frame options

Table legs, steel, clear white	■	7901-158	
Table legs, steel, white aluminium	□	7901-119	
Table legs, steel, black	□	7901-24	
Table legs, steel, dark bronze	□	7901-171	40,-
Table legs, steel, chromed for mm-6550, mm-6590	□	7901-236	189,-
Table legs, steel, chromed for mm-6510, mm-6560, mm-6570	□	7901-236	98,-
Table legs, steel, chromed for mm-6580	□	7901-236	147,-
Table legs, wood, beech light natural for mm-6550, mm-6590	□	7904-B25	285,-
Table legs, wood, beech light natural for mm-6510, mm-6560, mm-6570	□	7904-B25	146,-
Table legs, wood, beech light natural for mm-6580	□	7904-B25	217,-
Table legs, wood, oak natural for mm-6550, mm-6590	□	7904-C11	347,-
Table legs, wood, oak natural for mm-mm-6510, mm-6560, mm-6570	□	7904-C11	172,-
Table legs, wood, oak natural for mm-6580	□	7904-C11	261,-

Modesty panel

Modesty panel 01 for code 1091, 1096	□	J	181,-
Modesty panel 02 for code 1092, 1097	□	J	257,-
Modesty panel 03 for code 1094, 1102	□	J	284,-
Modesty panel 04 for code 1099, 1107	□	J	395,-
Modesty panel 05 for code 1103, 1112	□	J	455,-
Modesty panel 06 for code 3101	□	J	226,-

Cable tray

Cable tray set 02 for code 1091, 1096	□	KA	86,-
Cable tray set 05 for code 1092, 1097	□	KA	168,-
Cable tray set 06 for code 1094, 1102	□	KA	168,-
Cable tray set 07 for code 1099, 1107	□	KA	217,-
Cable tray set 08 for code 1103, 1112	□	KA	217,-
Cable tray set 09 for code 3101, 3515	□	KA	168,-
Cable tray set 10 for code 3431	□	KA	66,-

Shaped edges

Edge with chamfer, lacquered clear	■	6044	
Straight edge, black	□	6043	
Edge with chamfer, black	□	6045	
Lower edge rounded, black	□	6046	
Bull-nose edge, black	□	6047	

Grommet

Round grommet with square cover (Ø 70 mm), neutral white, white aluminium, black {134,232,24}, surcharge per position	□	11	37,-
Cable grommet large (250 x 90 mm), neutral white, white aluminium, black {134,232,24}, surcharge per position	□	13	148,-
Cable grommet large (250 x 90 mm), chrome-plated {236}, surcharge per position	□	13-236	381,-
Round grommet with brushes, chrome-plated {236}, surcharge per position	□	14	93,-
Grommet turn (2 x 250 mm x 90 mm) with split opening for access from both user sides; neutral white, white aluminium, black {134,232,24}, surcharge per position	□	15	198,-
E-Box Teamtable	□	18	530,-

Position of the table top cut-out

Centred	□	6122
Towards the outside	□	6123

Electrification:

You can see the positioning of the electrification on the table top on the page 'Positions for electrification'. For the 150° angular element the position of the electrification is always towards the outside. From the "power & data" price list you can choose the built-in socket module and the charger. With the 90° angular element no electrification can be selected.

When combining grommets/prepared openings for desk connection panels, some width/depth-dependent configurations or those with a cable tray are not possible. For visualisation of the possible combinations, please refer to the OFML files.

Cable tray set/modesty panel:

A set may consist of cable trays/modesty panels of various lengths. Please find information on the dimensions of the individual cable trays on the page 'mastermind Accessories'.

Surfaces:

The following colours are excluded from product offer: maple natural (H11), heartwood maple natural (H12)

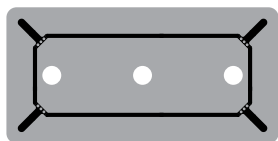
Information on the surface finishes can be found in the surface matrix on the 'Surfaces' page.

Sedus mastermind

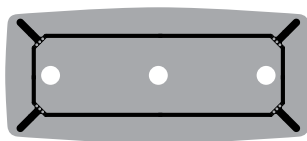
► Positions for electrification

Single tables

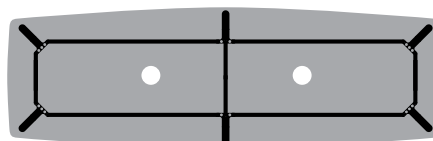
Rectangle, centred [6122]



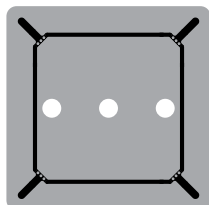
Boat shape [1642], centred [6122]



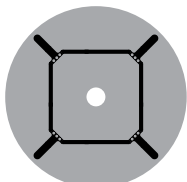
Boat shape [1645/1654], centred [6122]



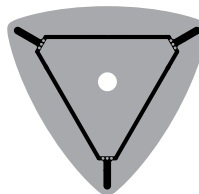
Square, centred [6122]



Circle, centred [6122]



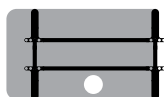
Arched triangle, centred [6122]



Modular systems

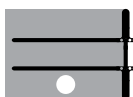
Starting element

Depth 800 mm
towards the outside [6123]



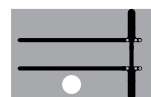
Extension element

Depth 800 mm
up to table width 850 mm
towards the outside [6123]

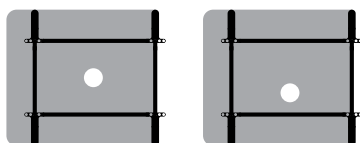


End element

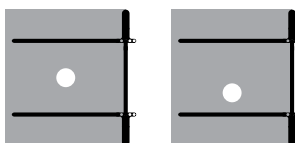
Depth 800 mm
towards the outside [6123]



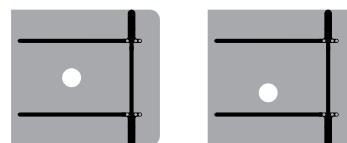
Depth 900/1200 mm
centred [6122] / towards the outside [6123]



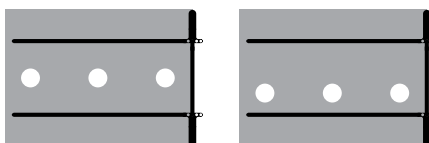
Depth 900/1200 mm
up to table width 850 mm
centred [6122] / towards the outside [6123]



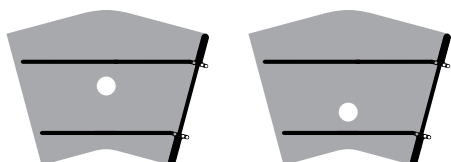
Depth 900/1200 mm
centred [6122] / towards the outside [6123]



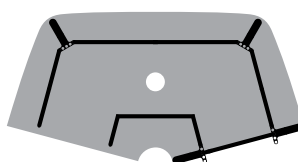
Depth 900/1200 mm
from table width 1450 mm
centred [6122] / towards the outside [6123]



Angular element 30°
centred [6122] / towards the outside [6123]








Angular element 150°
centred [6122]



Sedus mastermind

► Accessories

	mm-0000/8013 Vertical cable management	125,-
	mm-0000/8016 Chimney	289,-
	mm-0000/8019 Cable holder (set of 5)	16,-
	mm-0000/7111 Modesty panel	
	mm-0000/78** Cable tray	

Modesty panel		
Modesty panel 01 for code 1016, 1020, 1044, 1050, 1091, 1096 (1 x 710/350 mm)	□ 7111	181,-
Modesty panel 02 for code 1026, 1032, 1056, 1059, 1092, 1097, 3102 (1 x 1310/350 mm)	□ 7111	257,-
Modesty panel 03 for code 1031, 1040, 1058, 1061, 1094, 1102 (1 x 1510/350 mm)	□ 7111	284,-
Modesty panel 04 for code 1041, 1042, 1066, 1067, 1099, 1107 (2 x 990/350 mm)	□ 7111	395,-
Modesty panel 05 for code 1047, 1048, 1072, 1073, 1103, 1112 (2 x 1090/350 mm)	□ 7111	455,-
Modesty panel 06 for code 3101 (1 x 1140/350 mm)	□ 7111	226,-

Sedus mastermind

► Accessories

Cable tray

Cable tray single, length 240 mm	□ 7819	59,-
Cable tray single, length 340 mm	□ 7820	66,-
Cable tray single, length 640 mm	□ 7821	86,-
Cable tray single, length 740 mm	□ 7822	93,-
Cable tray set 01 for code 1080, 1642 (1 x 740 mm)	□ 7824	93,-
Cable tray set 02 for code 1016, 1020, 1044, 1050, 1091, 1096 (1 x 640 mm)	□ 7824	86,-
Cable tray set 04 for code 1654 (4 x 740 mm)	□ 7824	265,-
Cable tray set 05 for code 1026, 1032, 1056, 1059, 1081, 1092, 1097, 1098 (2 x 240 mm, 1 x 740 mm)	□ 7824	168,-
Cable tray set 06 for code 1031, 1040, 1058, 1061, 1082, 1084, 1094, 1100, 1102, 1104, 3516 (2 x 340 mm, 1 x 740 mm)	□ 7824	168,-
Cable tray set 07 for code 1041, 1042, 1066, 1067, 1099, 1107 (3 x 640 mm)	□ 7824	217,-
Cable tray set 08 for code 1047, 1048, 1072, 1073, 1103, 1112 (1 x 640, 2 x 740 mm)	□ 7824	217,-
Cable tray set 09 for code 3101, 3102, 3515 (2 x 240 mm, 1 x 640 mm)	□ 7824	168,-
Cable tray set 10 for code 3416, 3426, 3431 (1 x 340 mm)	□ 7824	66,-
Cable tray set 11 for code 1645 (1 x 640 mm, 2 x 740 mm)	□ 7824	185,-

When ordering modesty panels [code 7111] or cable tray sets [code 7824] please also enter the code for the size of the desktop on which the modesty panels or cable trays will be mounted, [e.g.: cable tray set 05 code 7824-1056].

Sedus mastermind specification

► Programme overview

Surfaces

- Frame elements: support beams and knots silver anodised. Knots with anti-fingerprint coating.
- Table legs: optionally chrome-plated, powder coated black, white aluminium, clear white or beech light natural and oak natural.
- 25 mm three-layer chipboard for all models with product code mm-3***:
- 1. Melamine resin coating in a single colour or various decorative wood effects (top surface compliant with EN 14322). The minimum light fastness is 6 on the wool scale. Substrate compliant with EN 312-2003.
- 2. High-quality crown cut veneer surface, 3 mm veneer edge on all sides. Surface in a high quality, durable, two-component water-based polyurethane lacquer.
- 3. Linoleum with real wood in hickory natural (Q10), optionally other veneer edges according to the Sedus veneer range
- 4. HPL surface soft touch: The matt soft touch surface is a laminate based on hardenable resins. The top layer of paper is coated in a separate manufacturing process and then electron beam hardened. The result is a velvety, warm surface with anti-fingerprint properties, characterised by its high resistance to abrasion, impact and scratches.
- 25 mm MDF panels with shaped edges for all models with product code mm-6***:
- 1. High-quality crown cut veneer surface, 3 mm veneer edge on all sides. Surface in a high quality, durable, two-component water-based polyurethane lacquer.
- 2. Linoleum with real wood in hickory natural (Q10), optionally other veneer edges according to the Sedus veneer range. The mould edges with codes 6043, 6045, 6046 and 6047 are black
- 3. Five different types of shaped edges, lacquered multiple times black or clear.
- With the exception of the melamine finish in pure white and graphite black, the HPL finish white and black, the real wood veneers ash white, ash black, wenge varnished oak and dark walnut, the gloss and reflection levels of the surfaces equate to DIN Special Report 147
- E1 quality wood materials
- Veneer is a natural product. The colour of the veneer is determined by the type and structure of the wood, and may vary. All woods change colour over time because of the effects of light. As such, the veneer may be markedly different from the sample at the time of delivery. Natural differences are not a cause for complaint, but in fact confirm that the material is genuine.

Frame system

- Easy-to-assemble frame consisting of support beams, connecting knot elements, conical table legs made of steel tube or wood
- Height adjustment modules made of plastic, adjustment range approx. 20 mm
- Table height 730 mm

Veneer grain/design grain

- Single tables: design runs lengthwise, veneer grain runs across
- Note for boat-shaped tables: in size 3850 x 1050/1250 mm design grain runs horizontally in melamine likewood, for size 5200 x 1050/1300 mm, melamine likewood only on request
- Linear modules: design runs lengthwise, veneer grain runs across
- Angular elements: design runs diagonally, veneer grain runs to mitre joint

Desk adapter

- Modesty panels, in felt look, mottled grey. Mounted on the support beams or the cable tray holders with clips. Suitable for starting, extension and end elements and for the 30° angular element.

Electrification

- Cable tray sets suitable for single tables and modular elements. With modules cable tray sets run over the entire table length. Single cable trays in four different lengths for retrofitting. Can be mounted on support beams or centred under the table top. Cable clips and strain relief included in delivery.
- Vertical cable management made of flexible black knitted fabric. Mounting in the cable tray also possible.
- A chimney for vertical routing of cables that can be mounted anywhere under the table top, in felt look, mottled grey. Cables remain accessible even in an assembled state due to a zipper.
- Single cable holder (set of 5) with velcro flap for management of individual cables along the support beams
- Integrated electrification: preparation to accommodate the built-in socket modules and the chargers. Selection of cut-outs and illustration of possible installation positions on the page 'Positions for electrification'. Built-in socket modules and chargers can be ordered from the "power & data" price list.
- mastermind power supply: electrical connection unit for power access underneath the front edge of the table. Is attached to the frame support beam without tools. Can be removed at any time. Optionally equipped with two power connections or power connection and USB charger. Equipped with a 1.5 m long flexible spiral cable that can be connected to an extension cable in the cable tray. Can be ordered from the "power & data" price list under pd-002/8906 or pd-002/8907.

Standards / Certificates

- GS label by TÜV Rheinland LGA Products GmbH / DIN EN 527 / DIN 16555
- Tested for harmful substances by TÜV Rheinland LGA Products GmbH
- GREENGUARD certified



Sedus mastermind specification

Design awards	<ul style="list-style-type: none">- iF DESIGN AWARD 2012, Discipline Product- Red Dot Award 2012
----------------------	---

Warranty	<ul style="list-style-type: none">- 5 years (see guarantee terms)
-----------------	---

mastermind flow

sedus

mastermind flow sets the stage for a constructive meeting culture. The polygonal shape of the tables breaks up conventional seating arrangements and allows collaboration on a level playing field.



Modular system





High desk




Sedus mastermind flow

► Modular system

	Code	Melamine	B1 Version K74	likewood	HPL II	Veneer I	Veneer II	Veneer III	Linoleum
mm-3650									
Starting element									
	1450x1550	1665	2.408,-	2.573,-	2.602,-	3.170,-	3.128,-	3.170,-	3.503,-

mm-3610									
Extension element									
	1590x1550	1666	1.931,-	2.064,-	2.087,-	2.691,-	2.651,-	2.691,-	3.028,-

mm-3660									
End element									
	1450x1550	1665	2.069,-	2.233,-	2.262,-	2.828,-	2.787,-	2.828,-	3.165,-

Frame options

Table legs, steel, clear white	■	7901-158	
Table legs, steel, white aluminium	□	7901-119	
Table legs, steel, black	□	7901-24	
Table legs, steel, dark bronze	□	7901-171	40,-
Table legs, steel, chromed for mm-3650	□	7901-236	242,-
Table legs, steel, chromed for mm-3610, mm-3660	□	7901-236	147,-
Table legs, wood, beech light natural for mm-3650	□	7904-B25	360,-
Table legs, wood, beech light natural for mm-3610, mm-3660	□	7904-B25	217,-
Table legs, wood, oak natural for mm-3650	□	7904-C11	433,-
Table legs, wood, oak natural for mm-3610, mm-3660	□	7904-C11	261,-

Cable tray

Cable tray set (length 740 mm)	□	KA	93,-
--------------------------------	---	----	------

Grommet

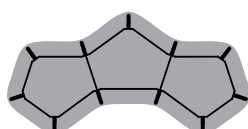
Round grommet with square cover (Ø 70 mm), neutral white, white aluminium, black {134,232,24}, surcharge per position	□	11	37,-
Cable grommet large (250 x 90 mm), neutral white, white aluminium, black {134,232,24}, surcharge per position	□	13	148,-
Cable grommet large (250 x 90 mm), chrome-plated {236}, surcharge per position	□	13-236	381,-
Round grommet with brushes, chrome-plated {236}, surcharge per position	□	14	93,-
Grommet turn (2 x 250 mm x 90 mm) with split opening for access from both user sides; neutral white, white aluminium, black {134,232,24}, surcharge per position	□	15	198,-
E-Box Teamtable	□	18	530,-

Miscellaneous

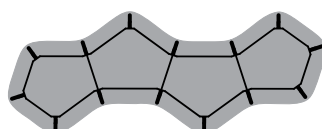
Extension element mm-3610 rotated by 180°	□	6127	
---	---	------	--



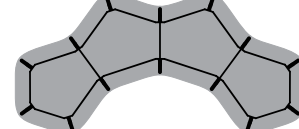
2900 x 1550



4000 x 2000



5300 x 2200



4800 x 2300

Sedus mastermind flow

► Modular system

Electrification:

The position of the electrical connection is centred on each top. On the 'Electrification' pages, you will find an overview of components, which can be ordered from the „power & data“ price list.

When combining grommets/prepared openings for desk connection panels, some width/depth-dependent configurations or those with a cable tray are not possible. For visualisation of the possible combinations, please refer to the OFML files.

Surfaces:

Information on the surface finishes can be found in the surface matrix on the 'Surfaces' page.

Sedus mastermind flow

► High desk

	Code	Melamine	B1 Version K74	likewood	HPL II	Veneer I	Veneer II	Veneer III	Linoleum
--	------	----------	-------------------	----------	--------	----------	-----------	------------	----------



mm-3080

2900x1560

1668	3.701,-	3.954,-	3.998,-	5.027,-	4.952,-	5.027,-	5.668,-	5.668,-
------	---------	---------	---------	---------	---------	---------	---------	---------

Frame options

Table legs, steel, clear white	■	7901-158	
Table legs, steel, white aluminium	□	7901-119	
Table legs, steel, black	□	7901-24	
Table legs, steel, dark bronze	□	7901-171	40,-
Table legs, steel, chromed	□	7901-236	254,-
Table legs, wood, beech light natural	□	7904-B25	378,-
Table legs, wood, oak natural	□	7904-C11	512,-

Cable tray

Cable tray set (length 1635 mm)	□	KA	162,-
---------------------------------	---	----	-------

Grommet

Round grommet with square cover (Ø 70 mm), neutral white, white aluminium, black {134,232,24}, surcharge per position	□	11	37,-
Cable grommet large (250 x 90 mm), neutral white, white aluminium, black {134,232,24}, surcharge per position	□	13	148,-
Cable grommet large (250 x 90 mm), chrome-plated {236}, surcharge per position	□	13-236	381,-
Round grommet with brushes, chrome-plated {236}, surcharge per position	□	14	93,-
Grommet turn (2 x 250 mm x 90 mm) with split opening for access from both user sides; neutral white, white aluminium, black {134,232,24}, surcharge per position	□	15	198,-
E-Box Teamtable	□	18	530,-

Miscellaneous

Deviating colour of a top within the surface colour is possible; please indicate the colour	□	***	
---	---	-----	--

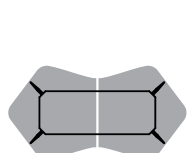
Electrification:

Please select the electrical connection for each top; the position is centred for each top. On the „Electrification‘ pages, you will find an overview of components, which can be ordered from the „power & data“ price list.

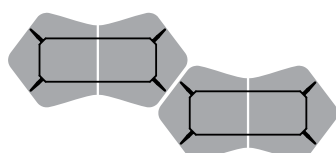
When combining grommets/prepared openings for desk connection panels, some width/depth-dependent configurations or those with a cable tray are not possible. For visualisation of the possible combinations, please refer to the OFML files.

Surfaces:

Information on the surface finishes can be found in the surface matrix on the „Surfaces‘ page.



2900 x 1560



5300 x 2400

Sedus mastermind flow specification

► Modular system

Surfaces

- Frame elements: support beams and knots silver anodised. Knots with anti-fingerprint coating.
- Table legs: optionally chrome-plated, powder coated black, white aluminium, white or natural beech and natural oak.
- 25 mm three-layer chipboard in:
 - 1. Melamine resin coating in a single colour (top surface compliant with EN 14322). The minimum light fastness is 6 on the wool scale, substrate compliant with EN 312-2003.
 - 2. High-quality crown cut veneer surface, 3 mm veneer edge on all sides. Surface in a high quality, durable, two-component water-based polyurethane lacquer.
 - 3. Linoleum with real wood in hickory natural (Q10), optionally other veneer edges according to the Sedus veneer range
- With the exception of the melamine finish in pure white and graphite black, the real wood veneers ash white, ash black, wenge varnished oak and dark walnut, the gloss and reflection levels of the surfaces equate to DIN Special Report 147
- E1 quality wood materials
- Veneer is a natural product. The colour of the veneer is determined by the type and structure of the wood, and may vary. All woods change colour over time because of the effects of light. As such, the veneer may be markedly different from the sample at the time of delivery. Natural differences are not a cause for complaint, but in fact confirm that the material is genuine.

Frame system

- Easy-to-assemble frame consisting of support beams, connecting knot elements, conical table legs made of steel tube or wood
- Height adjustment modules made of plastic, adjustment range approx. 20 mm
- Table height 730 mm

Veneer grain/design grain

- Veneer grain runs across

Electrification

- Cable tray folds down on both sides. Fastening element centred below each starting, extension and end element. Including single cable holder and strain relief.
- Vertical cable management (mm-0000/8013) made of flexible black knitted fabric. Mounting in the cable tray also possible.
- A chimney (mm-0000/8016) for vertical routing of cables that can be mounted anywhere under the table top, in felt look, mottled grey. Cables remain accessible even in an assembled state due to a zipper.
- Single cable holder (mm-0000/8019) with velcro flap for management of individual cables along the support beams (set of 5)
- Various grommets
- Integrated electrification: preparation to accommodate the built-in socket modules and the chargers, can be ordered from the "power & data" price list.
- mastermind power supply: electrical connection unit for power access underneath the front edge of the table. Is attached to the frame support beam without tools. Can be removed at any time. Optionally equipped with two power connections or power connection and USB charger. Equipped with a 1.5 m long flexible spiral cable that can be connected to an extension cable in the cable tray. Can be ordered from the "power & data" price list under pd-002/8906 or pd-002/8907.

Standards / Certificates

- Tested for harmful substances by TÜV Rheinland LGA Products GmbH
- GREENGUARD certified



Warranty

- 5 years [see guarantee terms]

► High desk

Sedus mastermind flow specification

Surfaces

- Frame elements: support beams and knots silver anodised. Knots with anti-fingerprint coating.
- Foot rail: made of chrome-plated steel tube. Knot elements silver anodised.
- Table legs: optionally chrome-plated, powder coated black, white aluminium, white or natural beech and natural oak.
- 25 mm three-layer chipboard in:
- 1. Melamine resin coating in a single colour (top surface compliant with EN 14322). The minimum light fastness is 6 on the wool scale. Substrate compliant with EN 312-2003.
- 2. High-quality crown cut veneer surface, 3 mm veneer edge on all sides. Surface in a high quality, durable, two-component water-based polyurethane lacquer.
- 3. Linoleum with real wood in hickory natural (Q10), optionally other veneer edges according to the Sedus veneer range
- With the exception of the melamine finish in pure white and graphite black, the real wood veneers ash white, ash black, wenge varnished oak and dark walnut, the gloss and reflection levels of the surfaces equate to DIN Special Report 147
- E1 quality wood materials
- Veneer is a natural product. The colour of the veneer is determined by the type and structure of the wood, and may vary. All woods change colour over time because of the effects of light. As such, the veneer may be markedly different from the sample at the time of delivery. Natural differences are not a cause for complaint, but in fact confirm that the material is genuine.

Frame system

- Easy-to-assemble frame consisting of support beams, connecting knot elements, conical table legs made of steel tube or wood
- All-round foot rail made of round tube, chromed, firmly screwed to the table legs
- Height adjustment modules made of plastic, adjustment range approx. 20 mm
- Table height 1050 mm
- Rail height 235 mm

Veneer grain/design grain

- Veneer grain runs across

Electrification

- Cable tray: folds down on both sides. Attaches under centre of the table top. Including single cable holder and strain relief.
- Vertical cable management: is hooked into the cable tray without tools
- Various grommets
- Integrated electrification: preparation to accommodate the built-in socket modules and the chargers, can be ordered from the "power & data" price list.
- mastermind power supply: electrical connection unit for power access underneath the front edge of the table. Is attached to the frame support beam without tools. Can be removed at any time. Optionally equipped with two power connections or power connection and USB charger. Equipped with a 1.5 m long flexible spiral cable that can be connected to an extension cable in the cable tray. Can be ordered from the "power & data" price list under pd-002/8906 or pd-002/8907.

Standards / Certificates

- Tested for harmful substances by TÜV Rheinland LGA Products GmbH
- GREENGUARD certified



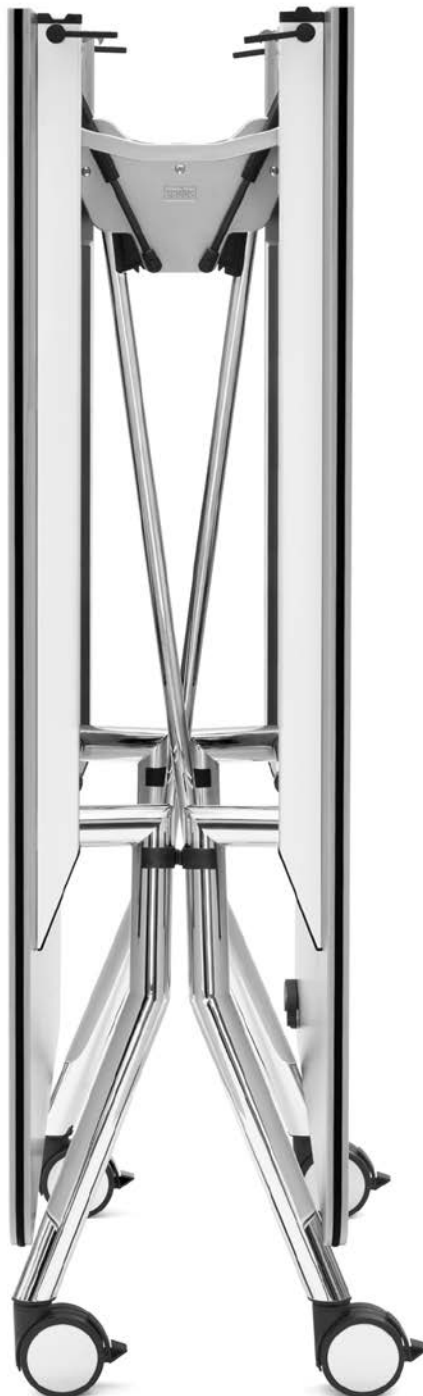
Warranty

- 5 years [see guarantee terms]

mastermind fold

sedus

A representative conference table that seats up to eight people and takes up little space when it is no longer needed. Thanks to the sophisticated folding technology even one person can set it up or put it away easily.




Conference table rectangle
from 4.497,-




Conference table boat
shape from 4.676,-

Sedus mastermind fold

► Conference table foldable

	Code	Melamine	B1 Version K74	likewood	HPL II	Veneer I	Veneer II	Veneer III	Linoleum
 mm-3020 Rectangle									
	2800x1200	1109	4.644,-	4.771,-	4.794,-	5.653,-	5.570,-	5.653,-	6.140,- 6.140,-

 mm-3020 Boat shape									
	2800x1090/1200	1631	4.823,-	4.951,-	4.975,-	6.043,-	5.961,-	6.043,-	6.532,- 6.532,-

Frame options

clear white	■	158	
white aluminium	□	119	
black	□	24	
chromed	□	236	280,-

Grommet

Round grommet with square cover (Ø 70 mm), neutral white, white aluminium, black {134,232,24}, surcharge per position	□	11	37,-
Cable grommet large (250 x 90 mm), neutral white, white aluminium, black {134,232,24}, surcharge per position	□	13	148,-
Cable grommet large (250 x 90 mm), chrome-plated {236}, surcharge per position	□	13-236	381,-
Round grommet with brushes, chrome-plated {236}, surcharge per position	□	14	93,-
Grommet turn (2 x 250 mm x 90 mm) with split opening for access from both user sides; neutral white, white aluminium, black {134,232,24}, surcharge per position	□	15	198,-

Miscellaneous

Prepared for length and end connection (for code 1109, with rubber edge, without rounded corners)	□	6029	73,-
Without rubber edge	□	6050	- 133,-
Without rounded corners (for code 1109)	□	01	

Electrification:

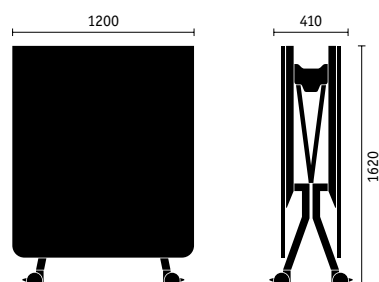
Please select the electrical connection for each top; the position is centred for each top. On the 'Electrification' pages, you will find an overview of components, which can be ordered from the „power & data“ price list.

When combining grommets/prepared openings for desk connection panels, some width/depth-dependent configurations or those with a cable tray are not possible. For visualisation of the possible combinations, please refer to the OFML files.

Surfaces:

Information on the surface finishes can be found in the surface matrix on the 'Surfaces' page.

From 2200 x 900 mm to 2800 x 1600 mm, table top dimensions in 100 mm increments are possible. Prices on request.



Sedus mastermind fold specification

► Conference table foldable

Surfaces

- 25 mm three-layer chipboard in:
- 1. Melamine resin coating in a single colour or various decorative wood effects (top surface compliant with EN 14322). The minimum light fastness is 6 on the wool scale. Substrate compliant with EN 312-2003.
- 2. High-quality crown cut veneer surface, 3 mm veneer edge on all sides. Surface in a high quality, durable, two-component water-based polyurethane lacquer.
- 3. Linoleum with real wood in hickory natural (Q10), optionally other veneer edges according to the Sedus veneer range
- 4. HPL surface soft touch: The matt soft touch surface is a laminate based on hardenable resins. The top layer of paper is coated in a separate manufacturing process and then electron beam hardened. The result is a velvety, warm surface with anti-fingerprint properties, characterised by its high resistance to abrasion, impact and scratches.
- With the exception of the melamine finish in pure white and graphite black, the HPL finish white and black, the real wood veneers ash white, ash black, wenge varnished oak and dark walnut, the gloss and reflection levels of the surfaces equate to DIN Special Report 147
- E1 quality wood materials
- Veneer is a natural product. The colour of the veneer is determined by the type and structure of the wood, and may vary. All woods change colour over time because of the effects of light. As such, the veneer may be markedly different from the sample at the time of delivery. Natural differences are not a cause for complaint, but in fact confirm that the material is genuine.
- Integrated rubber edges made of black elastomer, optionally without rubber edge
- Rounded corners (80 mm), optionally without rounded corners

Frame system

- The frame system allows intuitive and smooth folding of the table
- Gearwheel mechanism for synchronous guidance of the tops when folding the table
- Mechanism is gas spring assisted for highly efficient transmission of power
- Locking mechanism secures the table in the unfolded state
- Frame legs optionally in white aluminium, clear white or chrome
- Mechanism housing white aluminium
- Table height 730 mm
- Castors 100 mm diameter, lockable, with polished side covers

Veneer grain/design grain

- Melamine design and veneer grain runs across

Electrification

- Various grommets
- Integrated electrification: preparation to accommodate the built-in socket modules and the chargers, can be ordered from the "power & data" price list.

Standards / Certificates

- GS label by TÜV Rheinland LGA Products GmbH / DIN EN 15372 / DIN EN 527 / DIN 16555
- Tested for harmful substances by TÜV Rheinland LGA Products GmbH



Design awards

- iF DESIGN AWARD 2012, Discipline Product
- Red Dot Award 2012



mastermind high desk

sedus

Whether for temporary work standing up or on high chairs, as a place of communication or a meeting point for breaks: mastermind high desk encourages cooperation and increases work efficiency.



High desk from 2.460,-



Sedus mastermind high desk

► High desk



mm-3070

	Code	Melamine	B1 Version K74	likewood	HPL II	Veneer I	Veneer II	Veneer III	Linoleum
1800x900	1060	2.460,-	2.519,-	2.530,-	2.998,-	2.975,-	2.998,-	3.233,-	3.233,-
2000x900	1063	2.517,-	2.584,-	2.597,-	3.105,-	3.069,-	3.105,-	3.361,-	3.361,-
1800x1000	1080	2.511,-	2.577,-	2.590,-	3.093,-	3.062,-	3.093,-	3.348,-	3.348,-
2000x1000	1081	2.568,-	2.641,-	2.654,-	3.206,-	3.175,-	3.206,-	3.495,-	3.495,-
2400x1000	1082	2.721,-	2.811,-	2.827,-	3.465,-	3.409,-	3.465,-	3.800,-	3.800,-
1800x1200	1095	2.608,-	2.691,-	2.703,-	3.279,-	3.231,-	3.279,-	3.574,-	3.574,-
2000x1200	1098	2.670,-	2.759,-	2.777,-	3.400,-	3.356,-	3.400,-	3.738,-	3.738,-
2400x1200	1100	2.827,-	2.936,-	2.955,-	3.684,-	3.636,-	3.684,-	4.095,-	4.095,-
2400x900	1190	2.667,-	2.748,-	2.761,-	3.354,-	3.293,-	3.354,-	3.650,-	3.650,-



mm-6070 with shaped edges

1800x900	1060					3.456,-	3.479,-	3.715,-	3.715,-
2000x900	1063					3.593,-	3.628,-	3.882,-	3.882,-
1800x1000	1080					3.572,-	3.606,-	3.861,-	3.861,-
2000x1000	1081					3.719,-	3.751,-	4.037,-	4.037,-
2400x1000	1082					4.048,-	4.102,-	4.441,-	4.441,-
1800x1200	1095					3.803,-	3.852,-	4.146,-	4.146,-
2000x1200	1098					3.971,-	4.020,-	4.353,-	4.353,-
2400x1200	1100					4.339,-	4.388,-	4.802,-	4.802,-
2400x900	1190					3.902,-	3.963,-	4.254,-	4.254,-

Frame options

Table legs, steel, clear white	■	7901-158	
Table legs, steel, white aluminium	□	7901-119	
Table legs, steel, black	□	7901-24	
Table legs, steel, dark bronze	□	7901-171	40,-
Table legs, steel, chromed	□	7901-236	254,-
Table legs, wood, beech light natural	□	7904-B25	378,-
Table legs, wood, oak natural	□	7904-C11	512,-

Cable tray

Cable tray set 01 for code 1060, 1080, 1095 (length 1035 mm)	□	KA	130,-
Cable tray set 05 for code 1063, 1081, 1098 (length 1235 mm)	□	KA	144,-
Cable tray set 06 for code 1082, 1100, 1190 (length 1635 mm)	□	KA	162,-

Shaped edges

Edge with chamfer, lacquered clear	■	6044
Straight edge, black	□	6043
Edge with chamfer, black	□	6045
Lower edge rounded, black	□	6046
Bull-nose edge, black	□	6047

Sedus mastermind high desk

► High desk

Grommet

Round grommet with square cover (Ø 70 mm), neutral white, white aluminium, black {134,232,24}, surcharge per position	□ 11	37,-
Cable grommet large (250 x 90 mm), neutral white, white aluminium, black {134,232,24}, surcharge per position	□ 13	148,-
Cable grommet large (250 x 90 mm), chrome-plated {236}, surcharge per position	□ 13-236	381,-
Round grommet with brushes, chrome-plated {236}, surcharge per position	□ 14	93,-
Grommet turn (2 x 250 mm x 90 mm) with split opening for access from both user sides; neutral white, white aluminium, black {134,232,24}, surcharge per position	□ 15	198,-

Functional rail

Functional rail for code 1095	□ 12	193,-
Functional rail for code 1098	□ 12	204,-
Functional rail for code 1100	□ 12	221,-

The following colours are excluded from product offer: maple natural (H11), heartwood maple natural (H12)
Information on the surface finishes can be found in the surface matrix on the ,Surfaces' page.

When combining grommets/prepared openings for desk connection panels, some width/depth-dependent configurations or those with a cable tray are not possible. For visualisation of the possible combinations, please refer to the OFML files.

Sedus mastermind high desk

► Accessories



mm-0000/7837
Cable tray for table
length 1800 mm

130,-



mm-0000/7838
Cable tray for table
length 2000 mm

144,-













mm-0000/7839
Cable tray for table
length 2400 mm

162,-

Sedus mastermind high desk








► Accessories

Please see the prices of the following products from the Sedus office furniture portfolio

	Description	Code No.	Options
Vertical cable management			
	Cable management system with cable tension relief device; desk and floor adapter for fixing to cable tray	TH90AC-CAMVS	FS6-{105} translucent white
Function bridges			
	Function bridge 3rd level	MP90AC-FUNBR	DIM-{W08} width 800 mm DIM-{W18} width 1800 mm DIM-{W20} width 2000 mm GT7-{09} Adapter on multifunction groove
Accessories for function bridge 3rd level			
	Tray DIN A4 portrait	MP900G-TRYPO	FS6-{24} black FS6-{119} white aluminium FS6-{120} white
	Tray DIN A4 landscape	MP900G-TRYLA	FS6-{24} black FS6-{119} white aluminium FS6-{120} white
	Pen tray landscape	MP900G-PETRY	FS6-{24} black FS6-{119} white aluminium FS6-{120} white
	Pen box	MP900G-PENBO	FS6-{24} black FS6-{119} white aluminium FS6-{120} white
	Notelet box for 90 x 90 mm notes	MP900G-NOTBX	FS6-{24} black FS6-{119} white aluminium FS6-{120} white
	Picture holder landscape 120 x 170 mm	MP900G-PICLA	FS6-{24} black FS6-{119} white aluminium FS6-{120} white
	Picture holder portrait 163 x 118 mm	MP900G-PICPO	FS6-{24} black FS6-{119} white aluminium FS6-{120} white
	Modesty panel, plexiglass H x W x D 385 x 775 x 6 mm	MP900G-PRISC	FS5-{105} translucent white FS5-{122} kiwi

Sedus mastermind high desk

► Accessories

Description	Code No.	Options			
Privacy screens mounted on the desk					
	easy screen	EA40DO-PRISC	GT7-{EA90AD-FUNCT} Adapter on multifunction groove ABR-{700} width 700 mm		AHO-{350} height 350 mm PGS Flash PG9 Atlantic, Era, Nova, Sophie PG4 Fame PG2 Remix
				AHO-{408} height 408 mm	PGS Flash PG9 Atlantic, Era, Nova, Sophie PG4 Fame PG2 Remix
			ABR-{1750} width 1750 mm	AHO-{350} height 350 mm	PGS Flash PG9 Atlantic, Era, Nova, Sophie PG4 Fame PG2 Remix
				AHO-{408} height 408 mm	PGS Flash PG9 Atlantic, Era, Nova, Sophie PG4 Fame PG2 Remix
			ABR-{1950} width 1950 mm	AHO-{350} height 350 mm	PGS Flash PG9 Atlantic, Era, Nova, Sophie PG4 Fame PG2 Remix
				AHO-{408} height 408 mm	PGS Flash PG9 Atlantic, Era, Nova, Sophie PG4 Fame PG2 Remix
	Organiser rail	EA90AC-ORGRA	ABR-{450} width 450 mm ABR-{1050} width 1050 mm ABR-{1450} width 1450 mm		FS6-{119} white aluminium
	Magnetic strip	EA90AC-MAGST	ABR-{450} width 450 mm ABR-{1050} width 1050 mm ABR-{1450} width 1450 mm		FS6-{120} white
Miscellaneous accessories					
	Organizer Folder shelf with organisable back panel; usable as a magnet board	MP90AC-ORGAN	FS4-{24} black FS4-{119} white aluminium FS4-{120} white	GT7-{09} Adapter on multifunction groove	
	Screen sail	MP90AC-SCRSA	Wire FS4-{119} white aluminium	GT7-{09} Adapter on multifunction groove	Fabric covering Runner F10-{M67} white F10-{M68} light grey F10-{M69} creme
	Screen shell	MP90AC-SCRSH	Wire FS4-{119} white aluminium	GT7-{09} Adapter on multifunction groove	Fabric covering Runner F10-{M67} white F10-{M68} light grey F10-{M69} creme
	Viewlite Plus 622 Single monitor support	MP90AC-MHVPS	F08-{119} white aluminium	GT7-{MP90AD-MHMFRT} Adapter on multifunction groove	F09-{134} Adapter neutral white

Sedus mastermind high desk specification

► High desk

Surfaces

- Frame elements: support beams and knots silver anodised. Knots with anti-fingerprint coating.
- Foot rail: made of chrome-plated steel tube. Knot elements silver anodised.
- Table legs: optionally chrome-plated, powder coated black, white aluminium, clear white or beech light natural and oak natural
- 25 mm three-layer chipboard in:
 - 1. Melamine resin coating in a single colour or various decorative wood effects (top surface compliant with EN 14322). The minimum light fastness is 6 on the wool scale. Substrate compliant with EN 312-2003.
 - 2. High-quality crown cut veneer surface, 3 mm veneer edge on all sides. Surface in a high quality, durable, two-component water-based polyurethane lacquer.
 - 3. Linoleum with real wood in hickory natural (Q10), optionally other veneer edges according to the Sedus veneer range
 - 4. HPL surface soft touch: The matt soft touch surface is a laminate based on hardenable resins. The top layer of paper is coated in a separate manufacturing process and then electron beam hardened. The result is a velvety, warm surface with anti-fingerprint properties, characterised by its high resistance to abrasion, impact and scratches.
- 25 mm MDF panels with Shaped edges:
 - 1. High-quality crown cut veneer surface, 3 mm veneer edge on all sides. Surface in a high quality, durable, two-component water-based polyurethane lacquer.
 - 2. Linoleum with real wood in hickory natural (Q10), optionally other veneer edges according to the Sedus veneer range; shaped edges black or clear
 - 3. Five different types of shaped edges, lacquered multiple times black or clear.
- With the exception of the melamine finish in pure white and graphite black, the HPL finish white and black, the real wood veneers ash white, ash black, wenge varnished oak and dark walnut, the gloss and reflection levels of the surfaces equate to DIN Special Report 147
- E1 quality wood materials
- Veneer is a natural product. The colour of the veneer is determined by the type and structure of the wood, and may vary. All woods change colour over time because of the effects of light. As such, the veneer may be markedly different from the sample at the time of delivery. Natural differences are not a cause for complaint, but in fact confirm that the material is genuine.

Frame system

- Easy-to-assemble frame consisting of support beams, connecting knot elements, conical table legs made of steel tube or wood
- All-round foot rail made of round tube, firmly screwed to the table legs
- Height adjustment modules made of plastic, adjustment range approx. 20 mm
- Table height 1050 mm
- Rail height 235 mm

Veneer grain/design grain

- Design runs lengthwise, veneer grain runs across

Desk adapter

- Multifunction groove: optional from table top depth 1200 mm, for attachment of function bridges, screen elements, monitor holders

Electrification

- Cable tray: folds down on both sides. Attaches under centre of the table top. Including single cable holder and strain relief.
- Vertical cable management: is hooked into the cable tray without tools
- Various grommets
- Integrated electrification: preparation to accommodate the built-in socket modules and the chargers, can be ordered from the "power & data" price list.
- mastermind power supply: electrical connection unit for power access underneath the front edge of the table. Is attached to the frame support beam without tools. Can be removed at any time. Optionally equipped with two power connections or power connection and USB charger. Equipped with a 1.5 m long flexible spiral cable that can be connected to an extension cable in the mastermind high desk cable tray. Can be ordered from the "power & data" price list under pd-002/8906 or pd-002/8907.

Standards / Certificates

- GS label by TÜV Rheinland LGA Products GmbH / DIN EN 527
- Tested for harmful substances by TÜV Rheinland LGA Products GmbH
- GREENGUARD certified



Warranty

- 5 years (see guarantee terms)

Information on measuring methodology, glides, castors

Measuring methodology

Measurement methods for all swivel chairs, that need to comply with EN 1335-1:2001 [product launch July 2020 and older].

A suitably shaped weight of 64 kg is placed on the seat cushion.

The seat height is the vertical distance between the underside of the weight in the ischium area and the floor.

Measurement methods for all chairs that comply with the new EN 1335-1:2020 [from August 2020 onwards].

The chair measuring device [CMD = chair measuring device according to ISO 24496] with a total mass of 64 kg is positioned on the chair. For horizontal seat adjustment, the seat height results from the vertical distance between the front of the loaded seat and the floor. The seat depth is the horizontal distance between the front of the seat and the pelvis support.

Measuring methodology for all visitor chairs complying with EN 13761.

A suitably shaped weight totalling 64 kg is placed on the seat cushion.

The seat height is the vertical distance between the underside of the weight in the ischium area and the floor.

The difference in **seat height** between EN 1335-1:2001 and EN 1335-1:2020 regards solely the measuring point.

EN1335-1:2001: Measurement at the pivot point of the chair

EN1335-1:2020: Measurement at the front of the seat

The upholstery thicknesses indicated are around the ischial tuberosities for the seat and around the lumbar support for the backrest.

The difference in **seat depth** between EN 1335-1:2001 and EN 1335-1:2020 regards the reference point on the backrest

EN1335-1:2001: Measurement in the lumbar support point

EN1335-1:2020: Measurement in the pelvis support
(the difference can be between 20–40 mm)

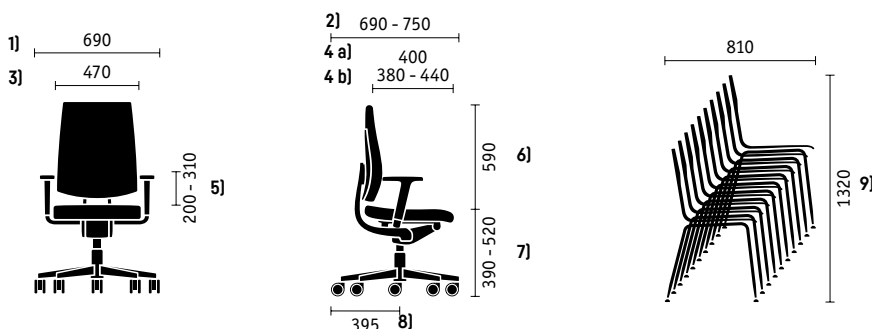
Measuring

Measurements for swivel chairs, visitor chairs, multi-purpose chairs and designer chairs:

Measurements are given for the base model

- 1) Total width incl. armrests/base
- 2) Total depth
- 3) Seat width
- 4 a) Seat depth; Normal seat position
- 4 b) Seat depth; Sliding seat (min - max)
- 5) Armrest height from seat: ring armrests / height-adjustable armrests (min - max)
- 6) Height of backrest from seat
- 7) Height of seat from floor
- 8) Base radius incl. castors
- 9) Stacking height / Stacking depth

e. g. measuring the black dot swivel chair and the stack of meet chair stack



Total height: this is given for the seat height or the backrest height

Glides/castors

Glides and castors can be easily and safely exchanged.

Glides:

Stainless steel or plastic glides: Standard version, the plastic surface can be used universally. Especially suitable for soft floors, such as carpet or felt.

Hybrid glides: Optionally selectable depending on the additional equipment. The plastic surface can be used universally.

Felt glides: Optionally selectable depending on the additional equipment. The felt glide surface is especially suitable for sensitive, hard or smooth floors.

Castors:

Hard castors: Standard design, suitable for soft floors, such as carpet or felt.

Soft casters: Optionally selectable depending on additional equipment. Universally applicable, especially suitable for sensitive, hard or smooth floors.

Sales and delivery conditions / Guarantee terms

To review Sedus Stoll AG's T&Cs and our Guarantee policy please refer to the below website link:

https://www.sedus.com/fileadmin/user_upload/Company/AGBs/Sedus_Terms_and_Conditions_EX_en.pdf

or scan the QR code below:



sedus